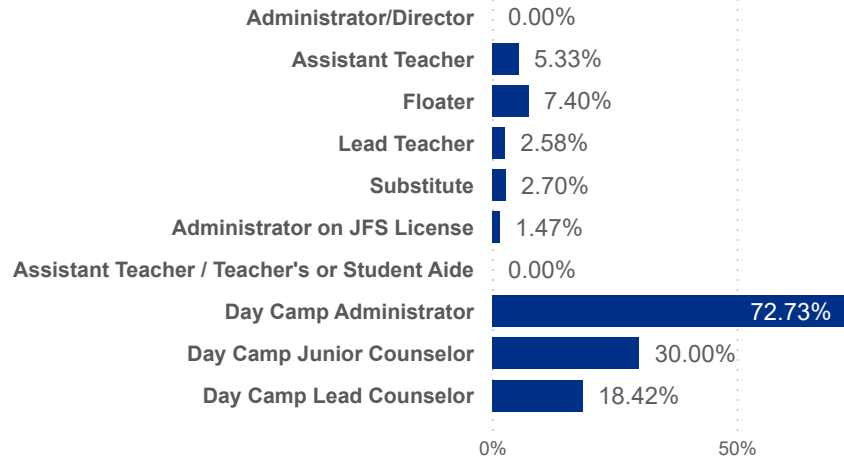




Date: Program Type: Job Title: Teacher Age Group: Education: TEACH Status:
 Position Type: Credential: TEACH Models:
 SDA>County: SUTQ Rating: Total Duration: Center Type: Publicly Funded: POWER Status:
 Beale Code: Student Age Group: POWER Levels:

Avg Monthly Turnover Rates by Job Title



Avg Monthly Turnover

3.85%

Adjusted Workers

1,846

Total Leaver

101

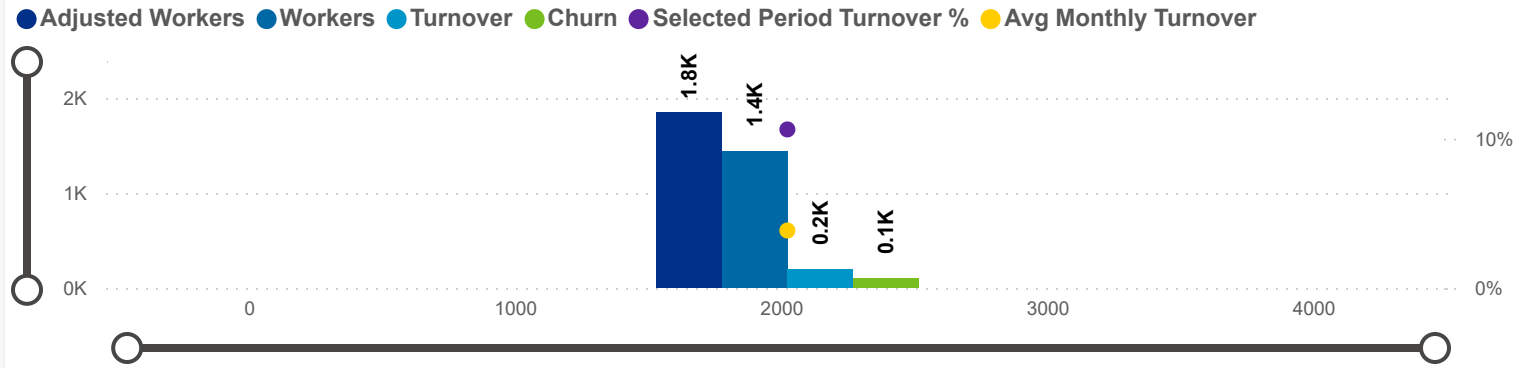
Total Stayer

1,745

Sel Period Turnover

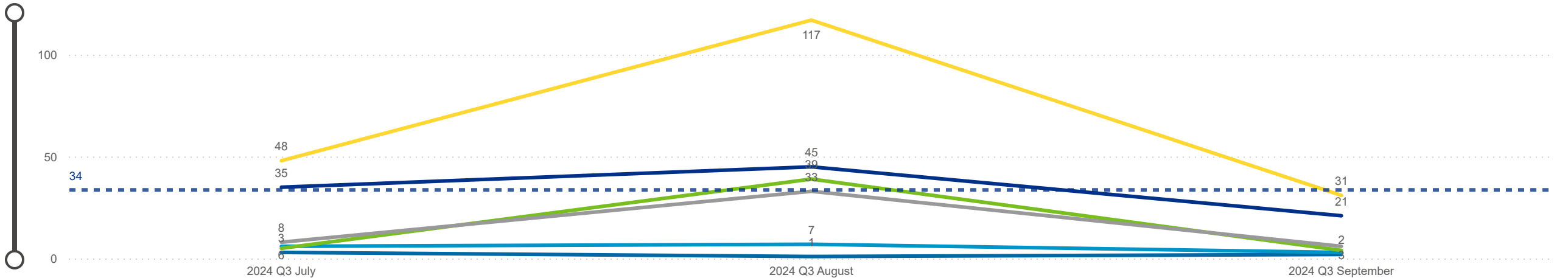
10.62%

Avg Monthly Turnover and Number of Workers



Categorization by Time Series

Churn Internal Promotion Seasonal Transfer Turnover

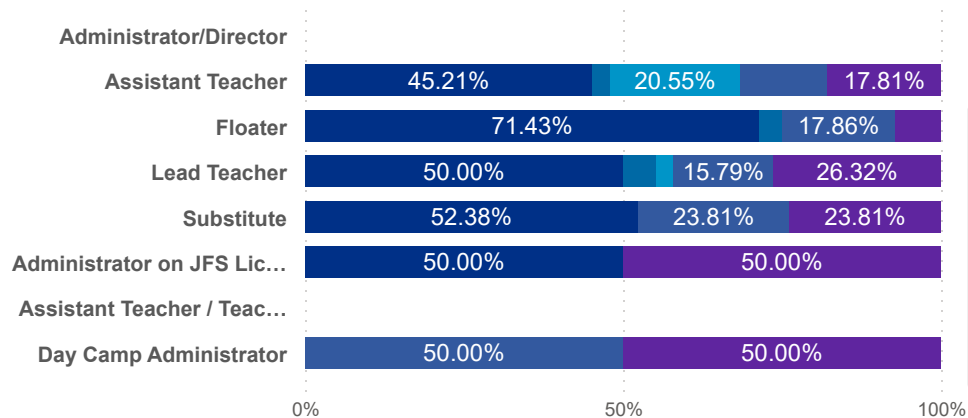




Date: Program Type: Job Title: Teacher Age Group: Education: TEACH Status:
 Position Type: SUTQ Rating: Total Duration: Center Type: Publicly Funded: POWER Status:
 SDA>County: Total Duration: Beale Code: Student Age Group: POWER Levels:

Job Change Reasons by Job Title

● Churn ● Internal ● Promotion ● Seasonal ● Transfer



Avg Monthly Churn

1.98%

Adjusted Workers

1,846

Workload Median

6.17

Pay Median USD / hr

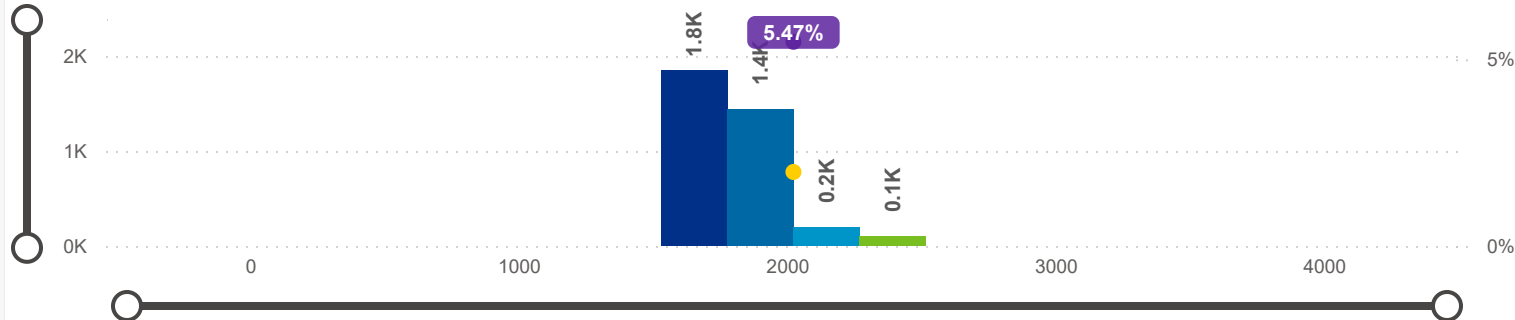
14.00

Avg ECE Duration

5.45

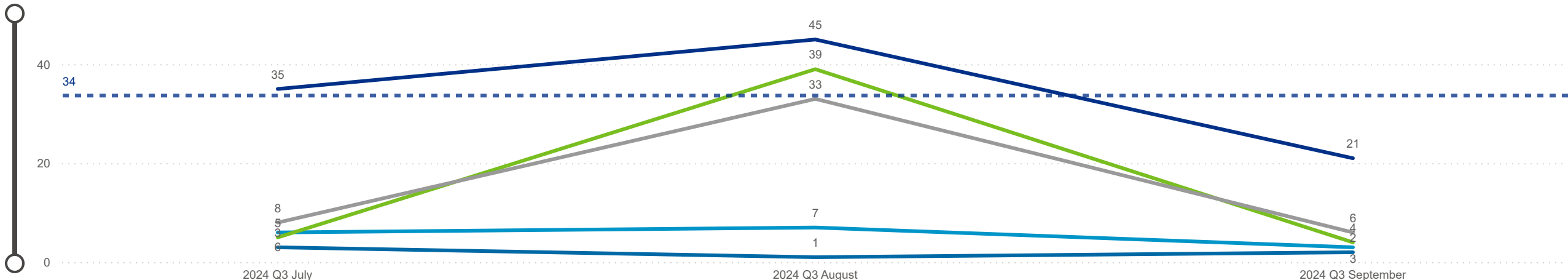
Avg Monthly Churn and Number of Workers

● Adjusted Workers ● Workers ● Turnover ● Churn ● Selected Period Churn % ● Avg Monthly Churn

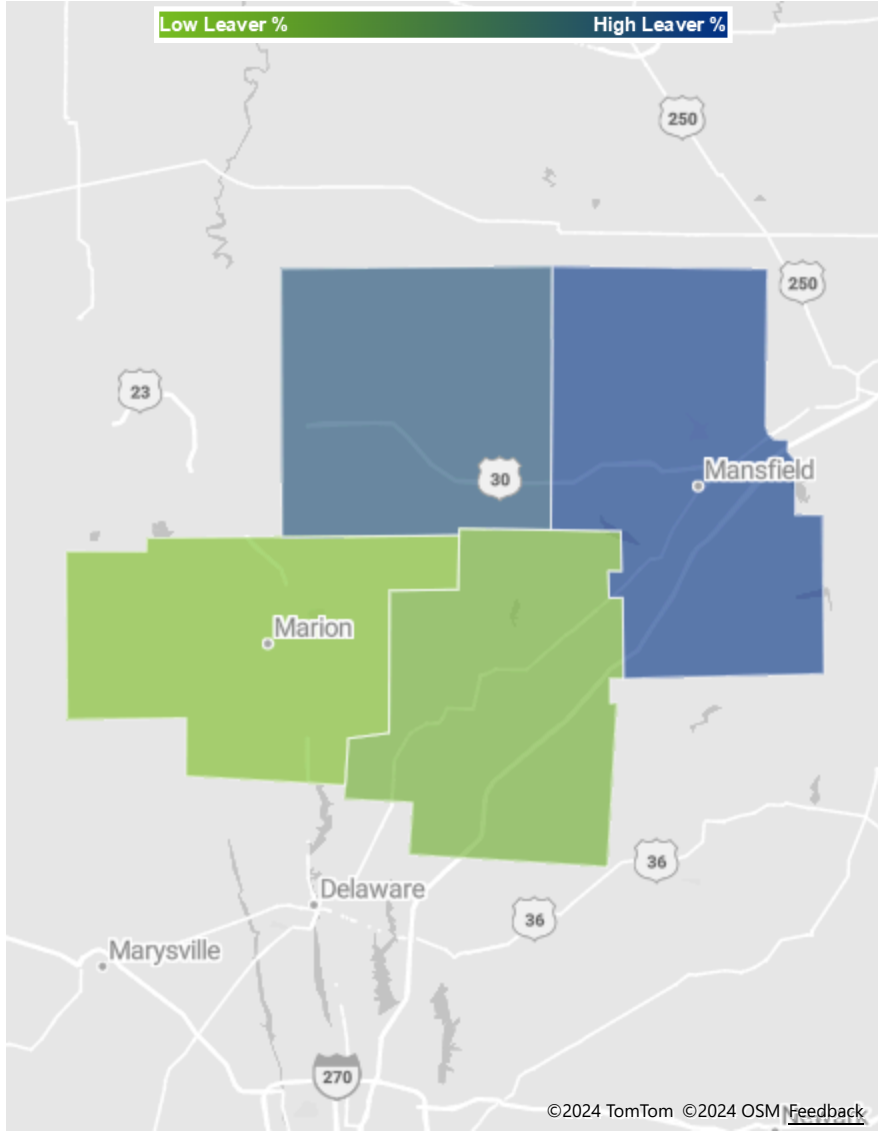


Categorization by Time Series

● Churn ● Internal ● Promotion ● Seasonal ● Transfer

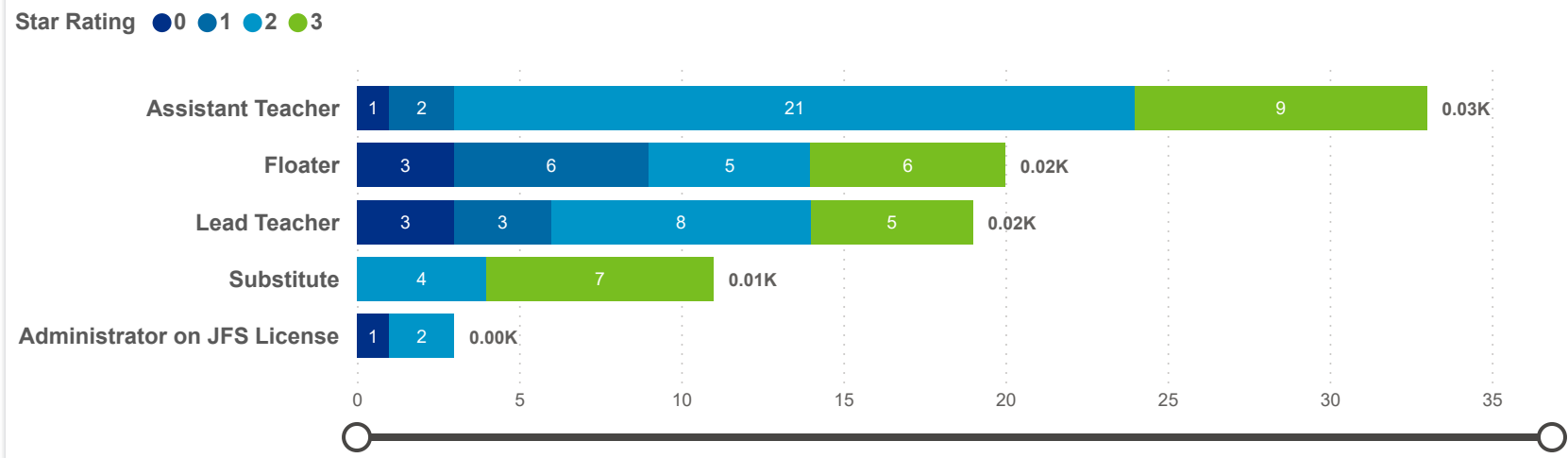


Date: 202407 Program Type: All Job Title: All Teacher Age Group: All Education: All TEACH Status: All
 202409 Position Type: All Credential: All TEACH Models: All
 SDA>County: SDA 12 SUTQ Rating: All Total Duration: 0.00 Center Type: All Publicly Funded: All POWER Status: All
 100.00 Beale Code: All Student Age Group: All POWER Levels: All



ADJUSTED WORKERS	TOTAL LEAVER	TOTAL STAYER	SELECTED PERIOD CHURN %
1,846	101	1,745	5.47%

Leaver by Job Title and Star Rating

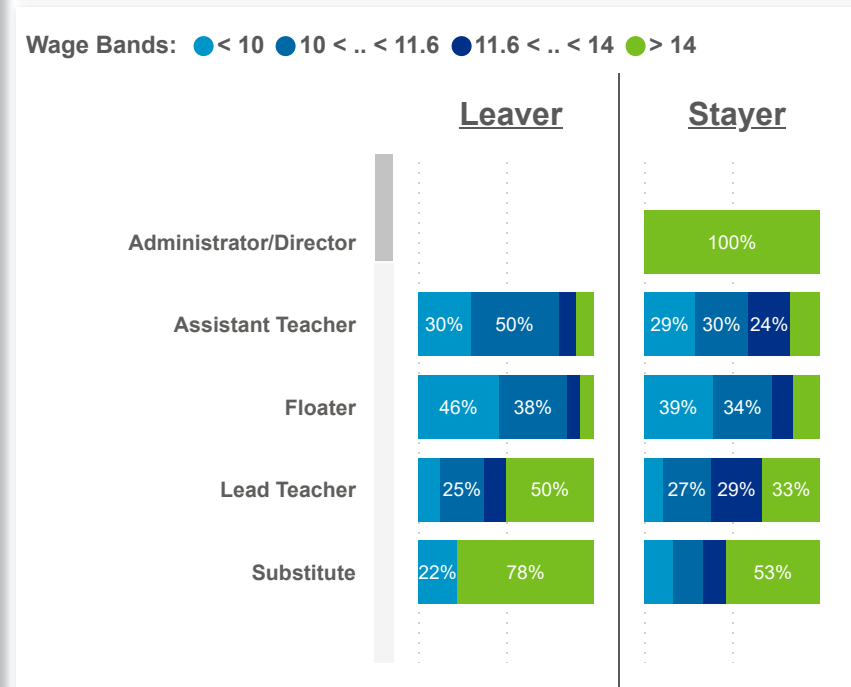
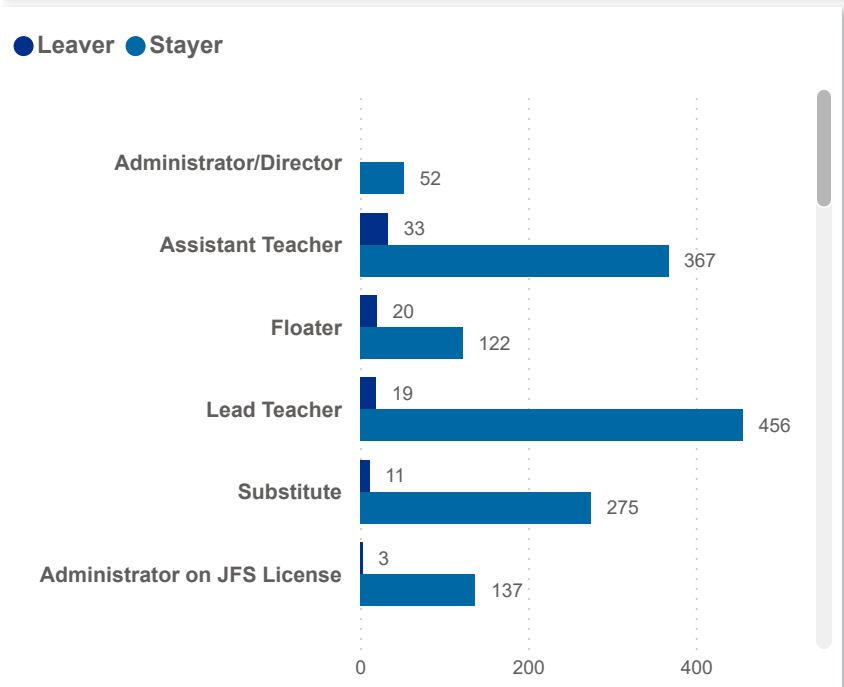
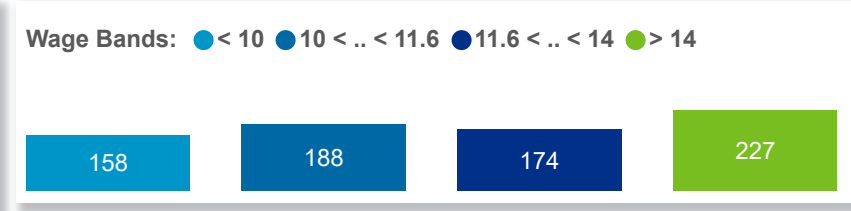
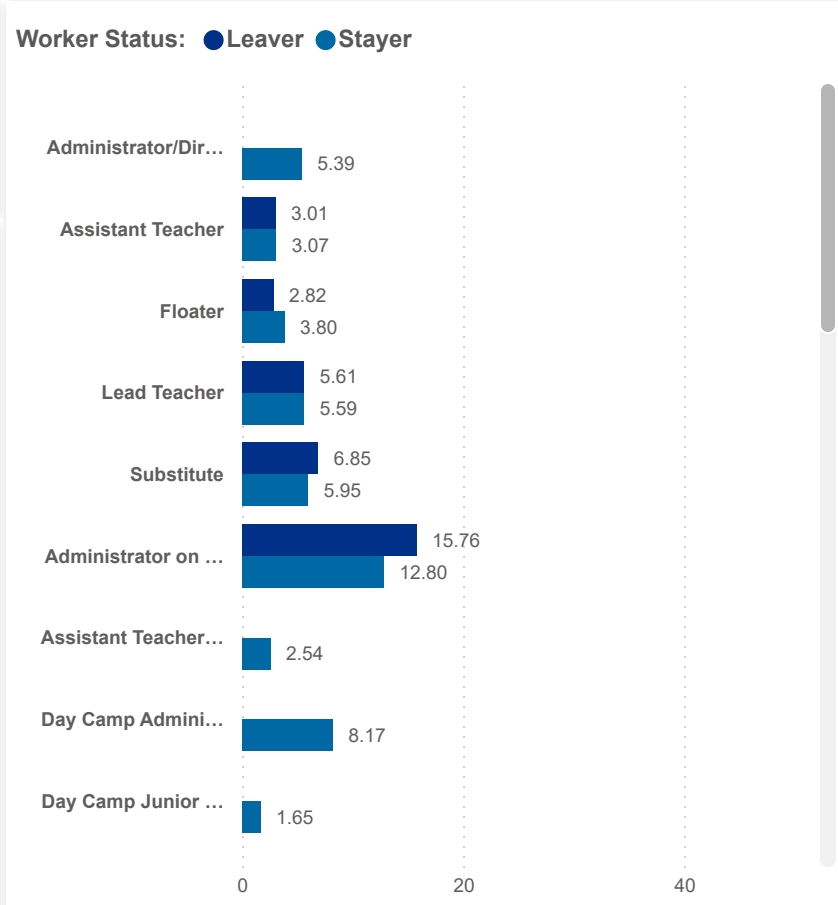



County	Adjusted Workers	Workers	Workers %	Total Leaver	Total Stayer	Selected Period Churn %	Stayer %	Avg Monthly Churn	Selected Period Turnover %	Avg Monthly Turnover	Workload Median	Avg Star Rating
Richland OH	938	758	52.68%	65	873	6.93%	93.07%	2.51%	10.77%	3.90%	6.24	1.97
Marion OH	416	295	20.50%	11	405	2.64%	97.36%	0.98%	13.46%	5.00%	5.67	1.52
Morrow OH	163	145	10.08%	5	158	3.07%	96.93%	1.08%	5.52%	1.94%	6.29	1.36
Crawford OH	329	268	18.62%	20	309	6.08%	93.92%	2.18%	9.12%	3.26%	6.25	1.17
Total	1,846	1,439	100.00%	101	1,745	5.47%	94.53%	1.98%	10.62%	3.85%	6.17	1.67



Date: 202407 Program Type: All Job Title: All Teacher Age Group: All Education: All TEACH Status: All
 202409 Position Type: All Credential: All TEACH Models: All
 SDA>County: SDA 12 SUTQ Rating: All Total Duration: 0.00 Center Type: All Publicly Funded: All POWER Status: All
 100.00 Beale Code: All Student Age Group: All POWER Levels: All

NUMBER OF WORKERS		AVG ECE DURATION (In Years)		HOURLY WAGE BANDS (USD)	
TOTAL LEAVER	TOTAL STAYER	LEAVER	STAYER	LEAVER (Hourly Wage MED)	STAYER (Hourly Wage MED)
101	1,745	4.60	5.48	12.50	14.25





Date: Program Type: Job Title: Teacher Age Group: Education: TEACH Status:

Date: Position Type: SUTQ Rating: Total Duration: Center Type: Publicly Funded: POWER Status:

SDA>County: Beale Code: Student Age Group: POWER Levels:

NUMBER OF WORKERS

AVG ECE DURATION (In Years)

HOURLY WAGE BANDS (USD)

LEAVER

STAYER

5.47%

94.53%

LEAVER

STAYER

4.60

5.48

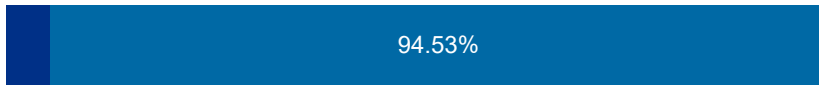
LEAVER (Hourly Wage MED)

STAYER (Hourly Wage MED)

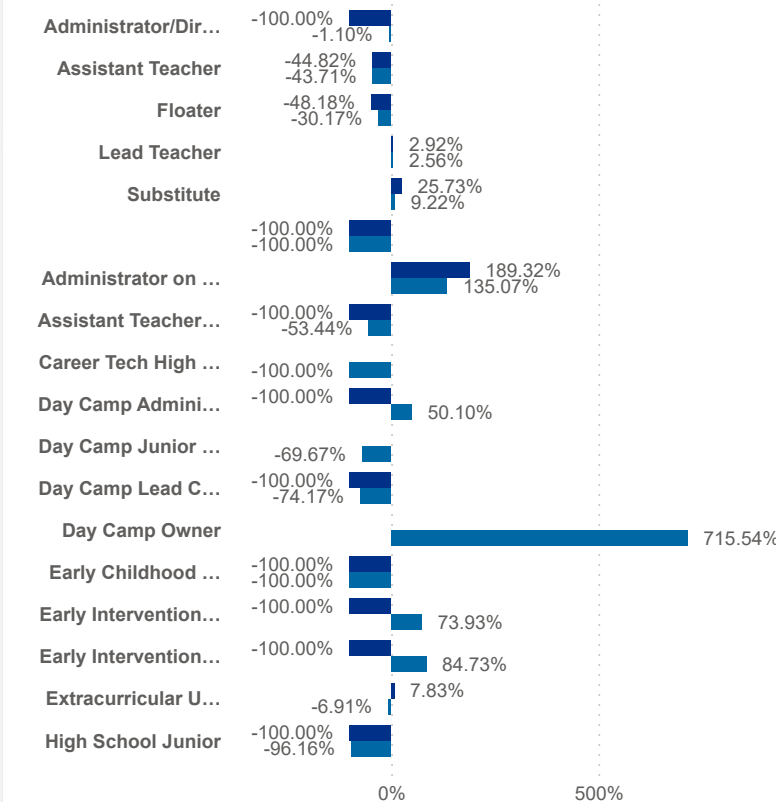
12.50

14.25

● Leaver % ● Stayer %



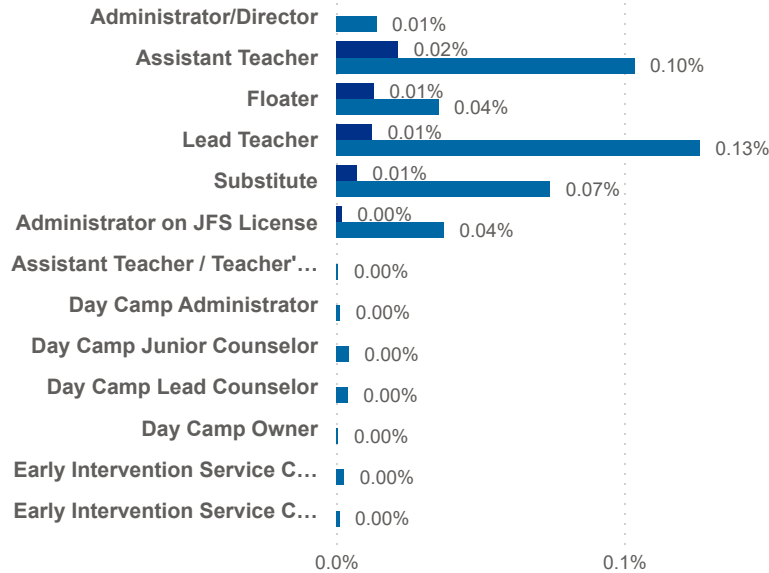
Worker Status: ● Leaver ● Stayer



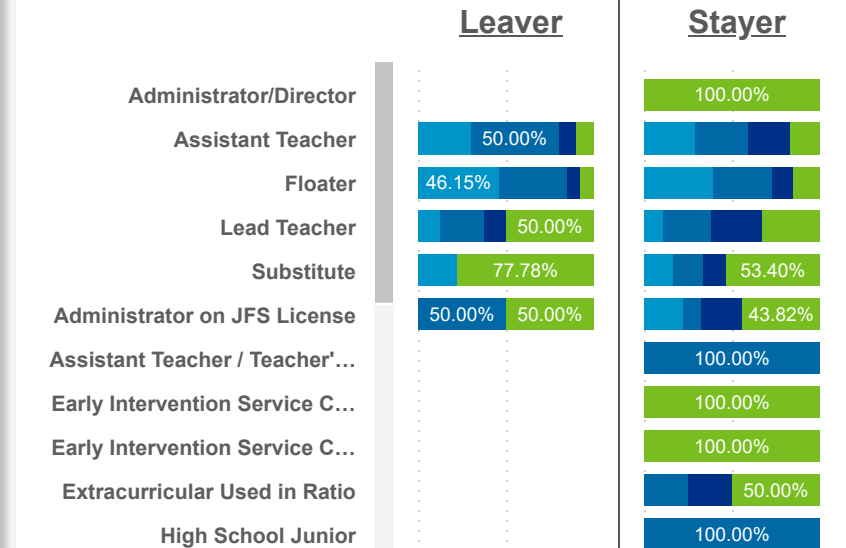
Wage Bands: ● < 10 ● 10 < .. < 11.6 ● 11.6 < .. < 14 ● > 14



Worker Status: ● Leaver ● Stayer



Wage Bands: ● < 10 ● 10 < .. < 11.6 ● 11.6 < .. < 14 ● > 14





Date: 202407 Program Type: All Job Title: All Teacher Age Group: All Education: All TEACH Status: All
 202409 Position Type: All Credential: All TEACH Models: All
 SDA>County: SDA 12 SUTQ Rating: All Total Duration: 0.00 Center Type: All Publicly Funded: All POWER Status: All
 100.00 Beale Code: All Student Age Group: All POWER Levels: All

LEAVER (Avg Career Duration)

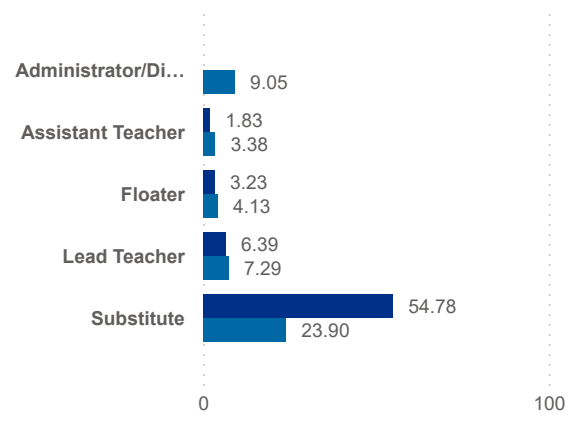
9.92

STAYER (Avg Career Duration)

10.28

Avg Career Duration by Job Title

Worker Status: ● Leaver ● Stayer



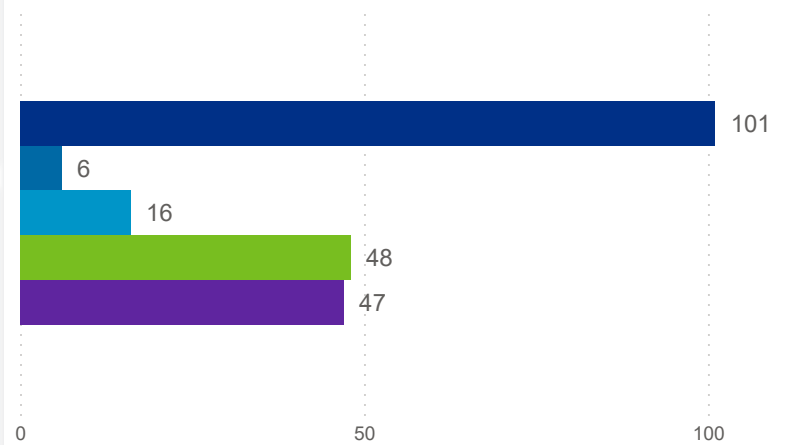
County	Job Title	Longest Serving Profile	\$ / hr	Seniority	Workload	Star Rating (Mean)
Crawford	Administrator/Director	2.79		Early	6.25	0.1
Marion	Administrator/Director	1.56		Early	10.67	1.5
Morrow	Administrator/Director	2.16		Early	6.50	2.4
Richland	Administrator/Director	1.60		Early	4.80	2.5
Marion	Administrator/Director	1.83	25.00	Early	6.69	0.0
Crawford	Administrator/Director	3.83	27.00	Early	6.12	0.0
Crawford	Administrator/Director	3.82		Mid	23.00	1.2
Marion	Administrator/Director	3.02		Mid	25.38	1.5
Richland	Administrator/Director	4.49		Mid	3.10	3.0
Crawford	Administrator/Director	4.93	18.00	Mid	6.25	0.0

TOTAL STAYER

1,745

Turnover Reasons

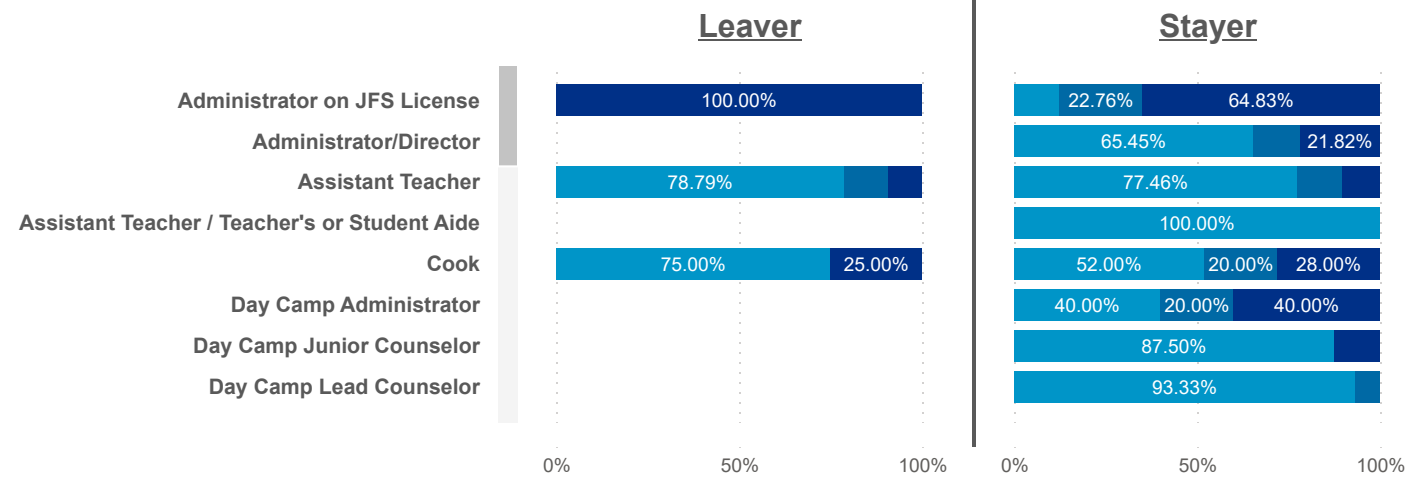
● Churn ● Internal ● Promotion ● Seasonal ● Transfer



STAYER (Promotion)

16

Seniority: ● Early ● Mid ● Senior





Date: Program Type:
 Job Title: Teacher Age Group: Education: TEACH Status:

Date: Position Type:
 SUTQ Rating: Total Duration: Center Type: Publicly Funded: POWER Status:

SDA>County: Total Duration: Beale Code: Student Age Group: POWER Levels:

LEAVER (Avg Career Duration)

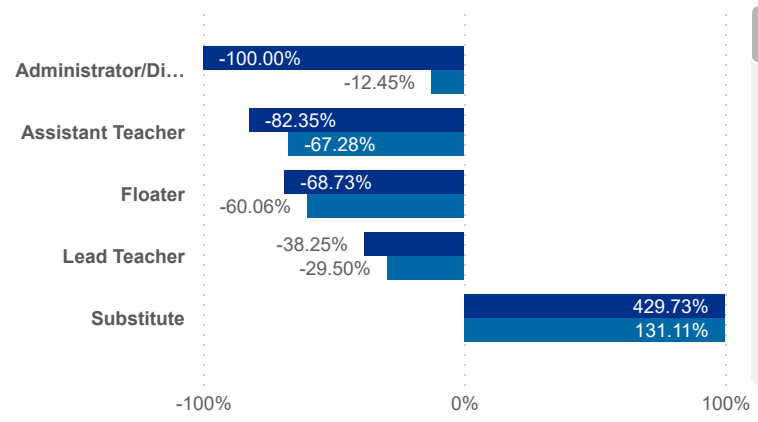
9.92

STAYER (Avg Career Duration)

10.28

Avg Career Duration by Job Title vs Mean

Worker Status: ● Leaver ● Stayer



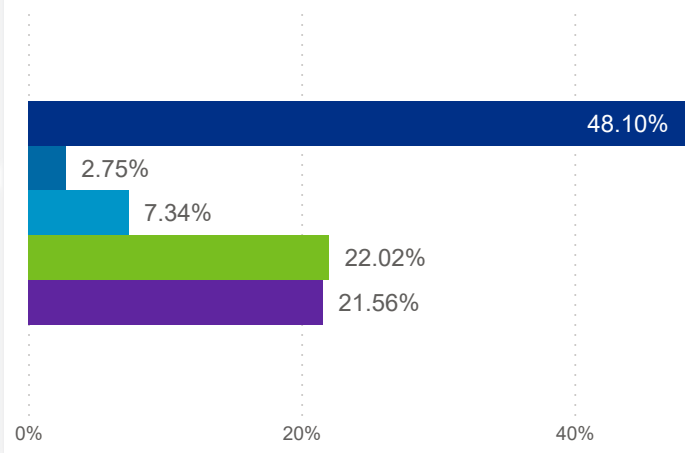
County	Job Title	Longest Serving Profile	\$ / hr	Seniority	Workload	Star Rating (mean)
Richland	Assistant Teacher	0.00	11.25	Early	4.42	2.0
Morrow	Lead Teacher	0.01	11.00	Early	7.31	0.0
Crawford	Assistant Teacher	0.03	15.31	Early	11.86	3.0
Marion	Substitute	0.03	11.50	Early	5.10	1.0
Crawford	Administrator/Director	0.04		Senior	9.80	3.0
Richland	Assistant Teacher	0.04	15.25	Early	4.36	0.0
Crawford	ODH Home Visitor	0.04	20.00	Mid	0.00	0.0
Marion	Assistant Teacher	0.05	15.39	Early	8.50	3.0
Marion	Assistant Teacher	0.05	17.50	Early	8.50	3.0
Marion	Assistant Teacher	0.05	18.62	Early	7.14	3.0
Marion	Assistant Teacher	0.05	16.78	Senior	7.14	3.0

TOTAL STAYER

1,745

Turnover Reasons

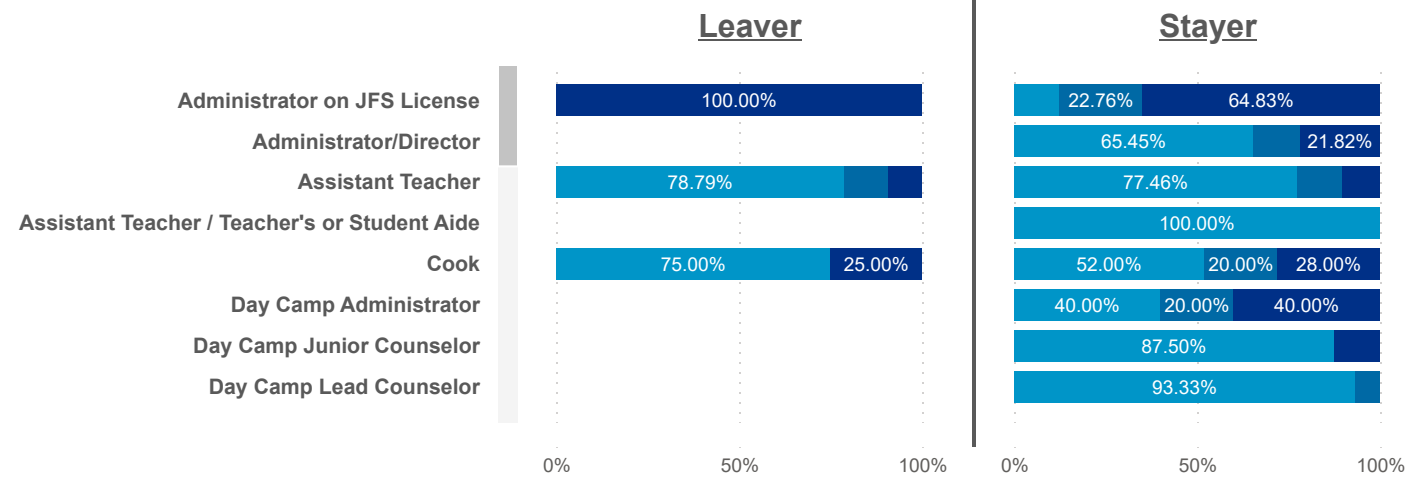
● Churn ● Internal ● Promotion ● Seasonal ● Transfer



STAYER (Promotion)

16

Seniority: ● Early ● Mid ● Senior





Date: Program Type:
 Job Title: Teacher Age Group: Education: TEACH Status:

Position Type: Credential: TEACH Models:

SDA>County: SUTQ Rating: Total Duration: Center Type: Publicly Funded: POWER Status:

Beale Code: Student Age Group: POWER Levels:

PAY MEDIAN (USD)

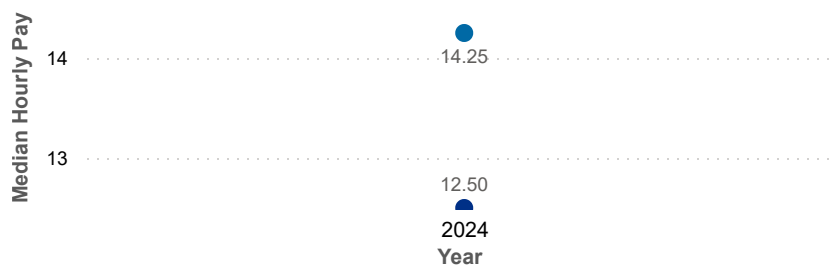
LEAVER

12.50

STAYER

14.25

Worker Status: ● Leaver ● Stayer



PAY PROGRESSION (USD)

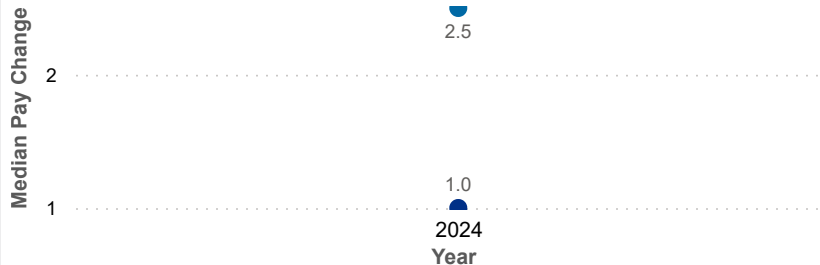
LEAVER

0.40

STAYER

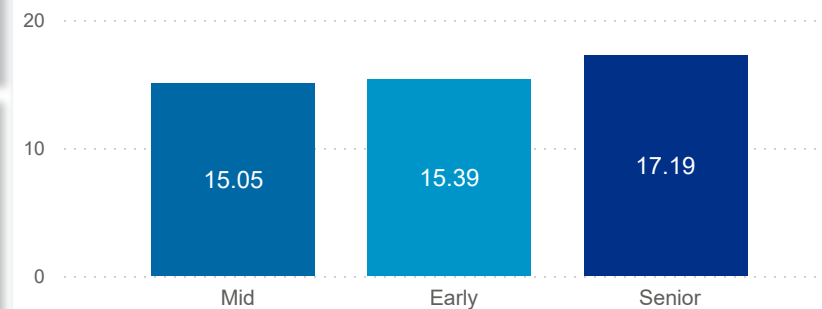
0.52

Worker Status: ● Leaver ● Stayer



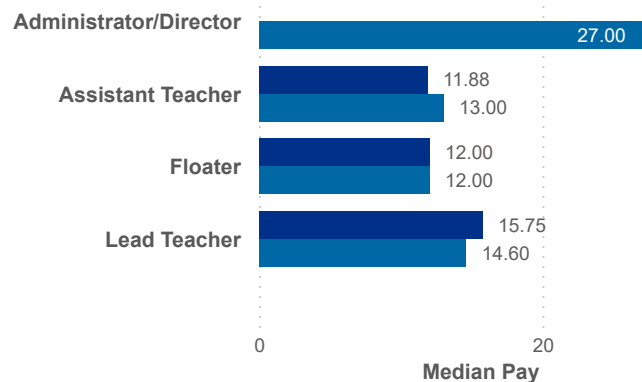
PAY & CAREER SENIORITY (USD)

Seniority: ● Mid ● Early ● Senior

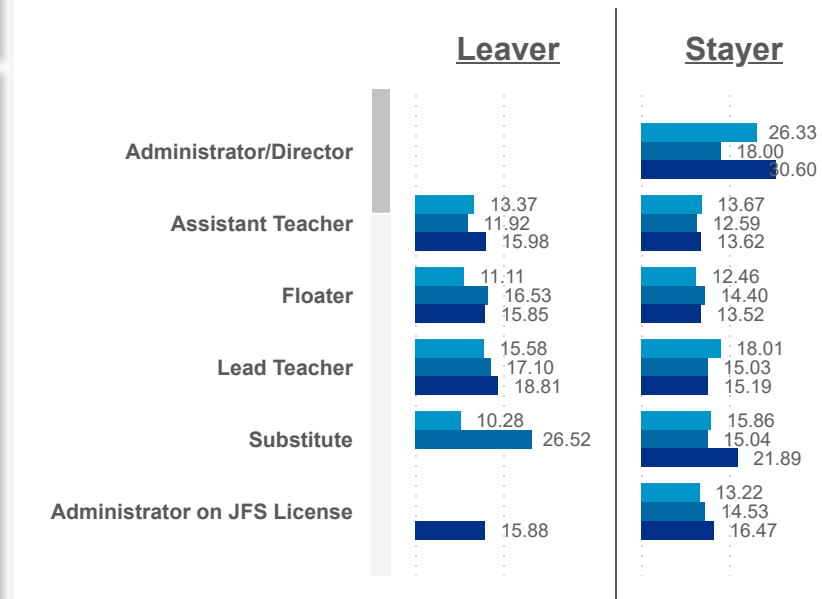
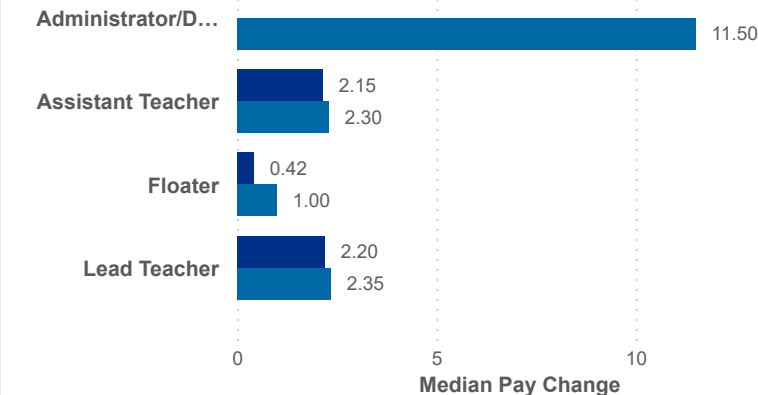


Seniority: ● Early ● Mid ● Senior

Worker Status: ● Leaver ● Stayer



Worker Status: ● Leaver ● Stayer





Date: Program Type:
 Job Title: Teacher Age Group: Education: TEACH Status:

Date: Position Type:
 SUTQ Rating: Total Duration: Center Type: Publicly Funded: POWER Status:

SDA>County: Beale Code: Student Age Group: POWER Levels:

PAY MEDIAN (USD)

PAY PROGRESSION (USD)

PAY & CAREER SENIORITY (USD)

LEAVER

STAYER

12.50

14.25

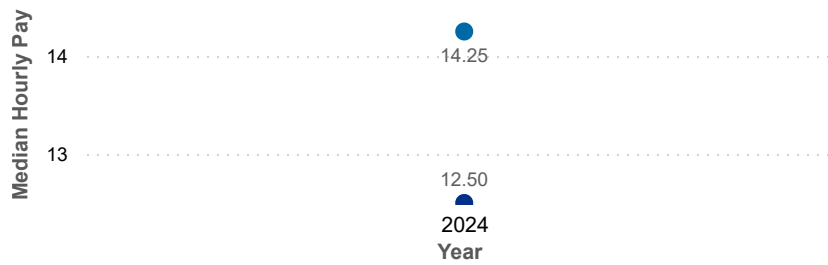
LEAVER

STAYER

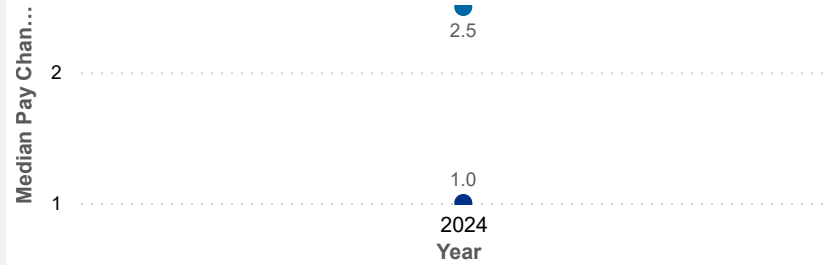
0.40

0.52

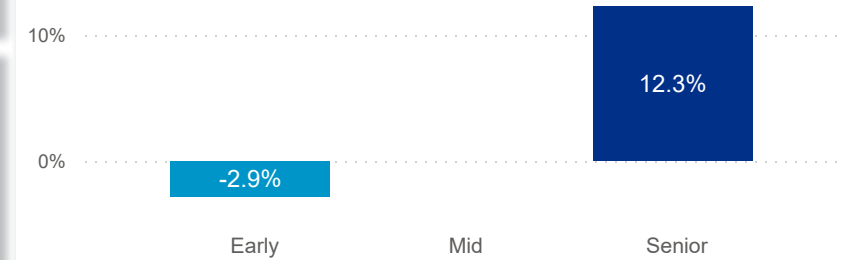
Worker Status: ● Leaver ● Stayer



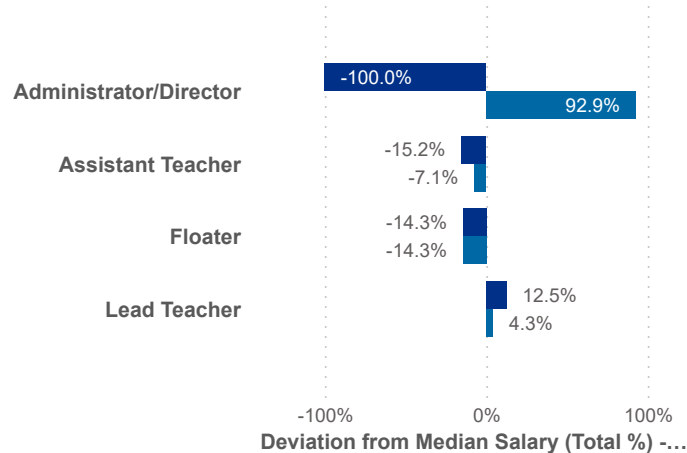
Worker Status: ● Leaver ● Stayer



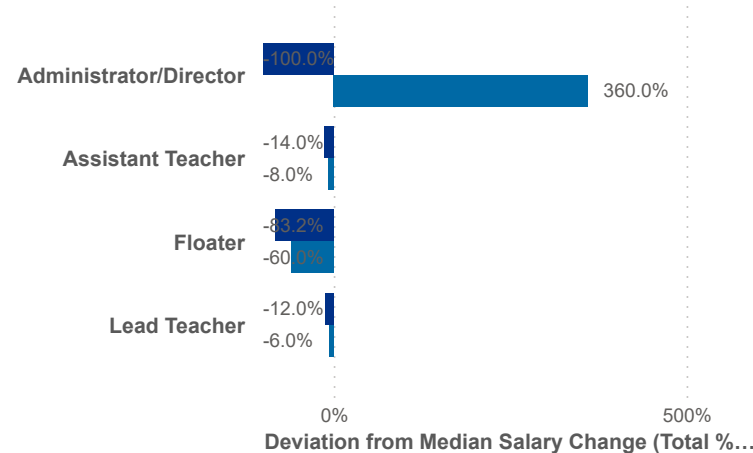
Seniority: ● Early ● Mid ● Senior



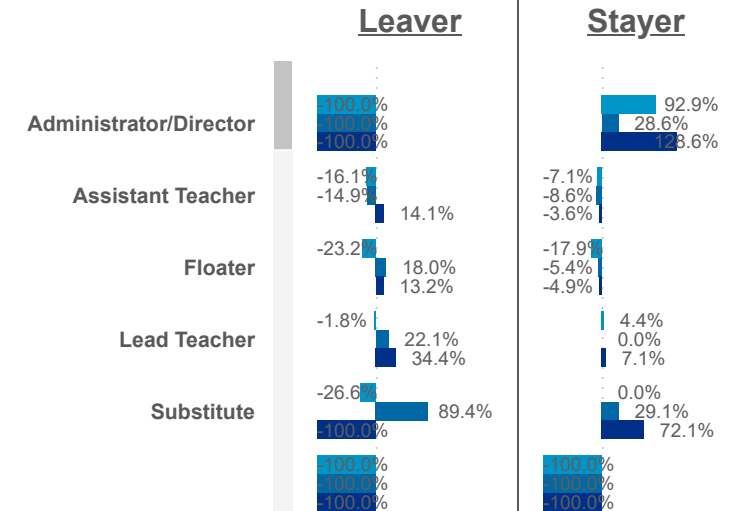
Worker Status: ● Leaver ● Stayer



Worker Status: ● Leaver ● Stayer



Seniority: ● Early ● Mid ● Senior





Date: Program Type:
 Job Title: Teacher Age Group: Education: TEACH Status:

Date: Position Type:
 SUTQ Rating: Total Duration: Center Type: Publicly Funded: POWER Status:

SDA>County: Beale Code: Student Age Group: POWER Levels:

Workload Median (Total)

6.17

Workload Median (Leaver)

6.00

Workload Median (Stayer)

6.17

Star Rating Mean (Total)

1.7

Star Rating Mean (Leaver)

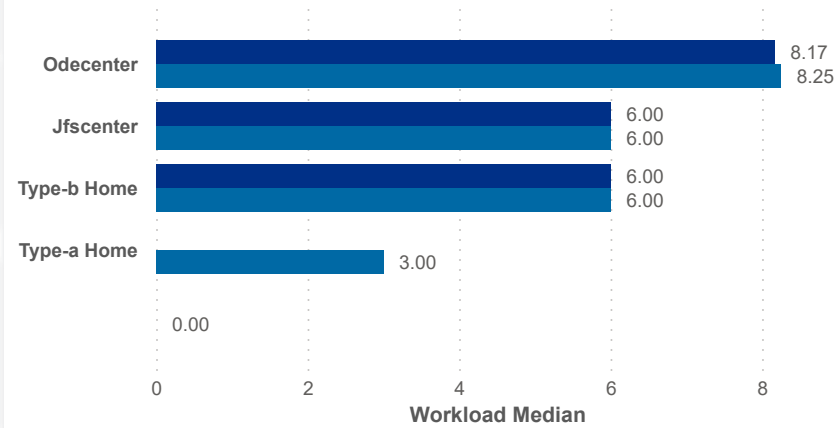
2.0

Star Rating Mean (Stayer)

1.7

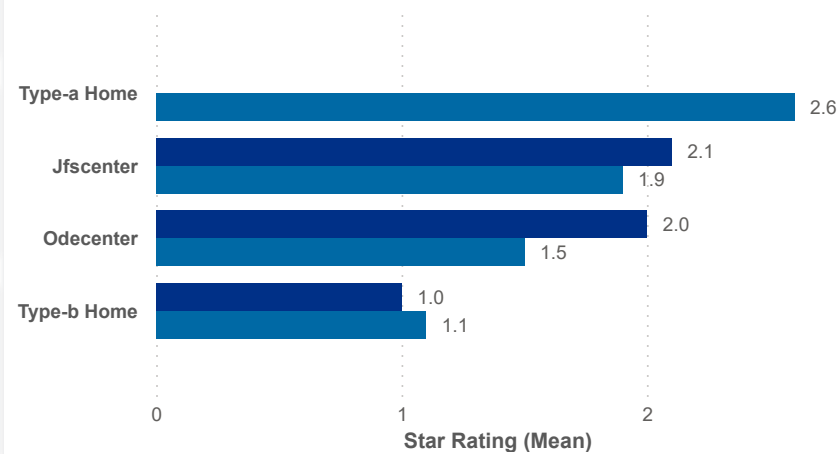
Workload Median

Worker status ● Leaver ● Stayer



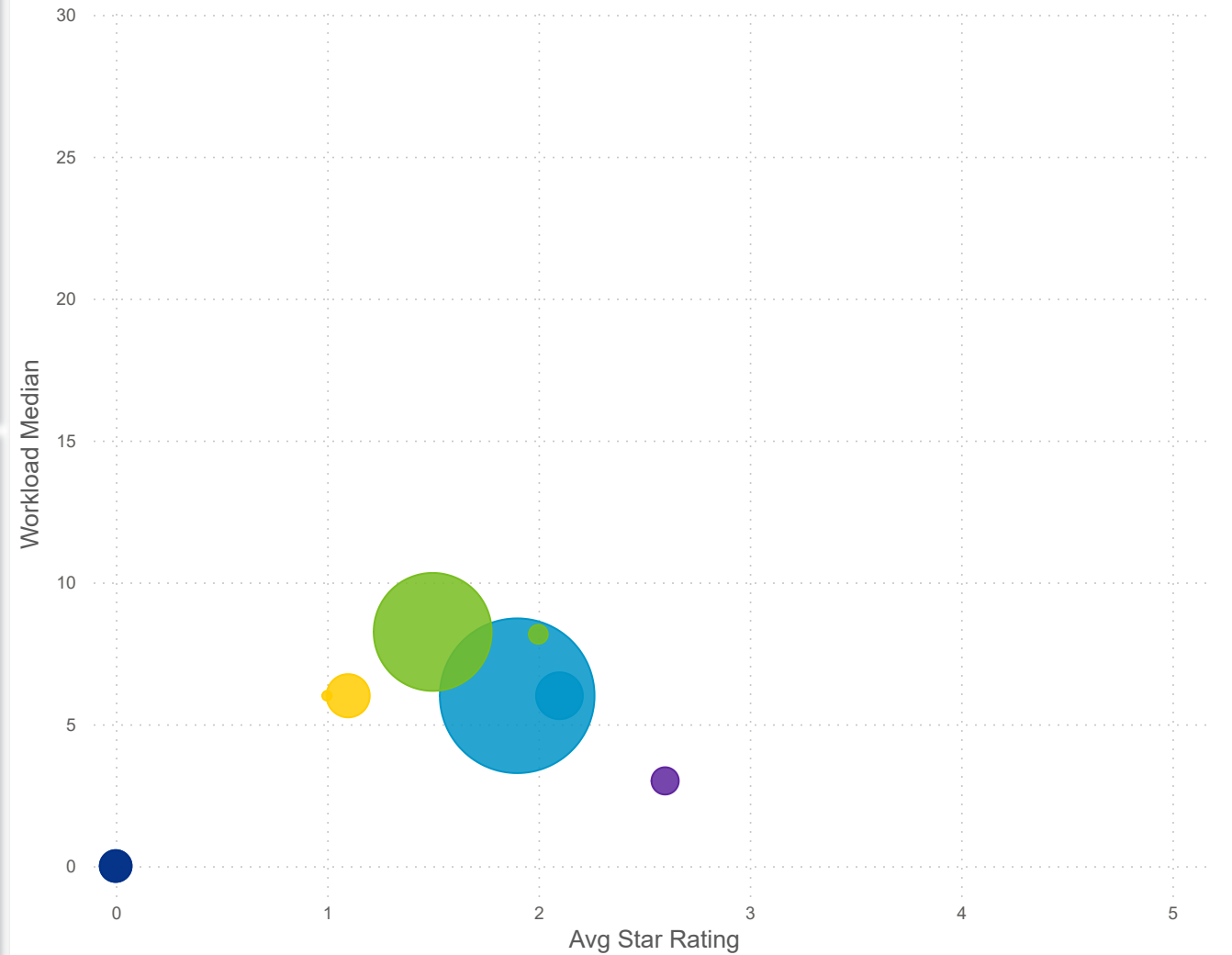
Star Rating Mean

Worker status ● Leaver ● Stayer



Star Rating Mean, Workload Median, and Number of Users by Worker Status and Center Type

Center Type: ● Day Camp ● Jfscenter ● Odecenter ● Type-a Home ● Type-b Home





Date: Program Type:
 Job Title: Teacher Age Group: Education: TEACH Status:

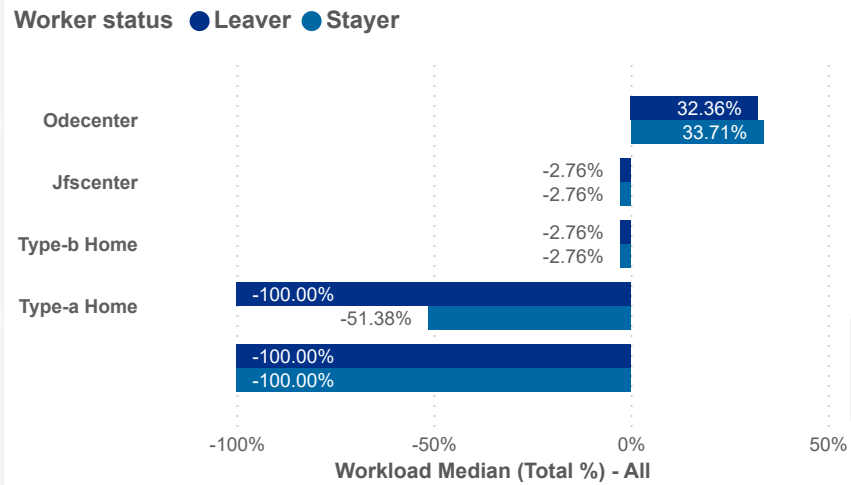
Date: Position Type:
 SUTQ Rating: Total Duration: Center Type: Publicly Funded: POWER Status:

SDA>County: Beale Code: Student Age Group: POWER Levels:

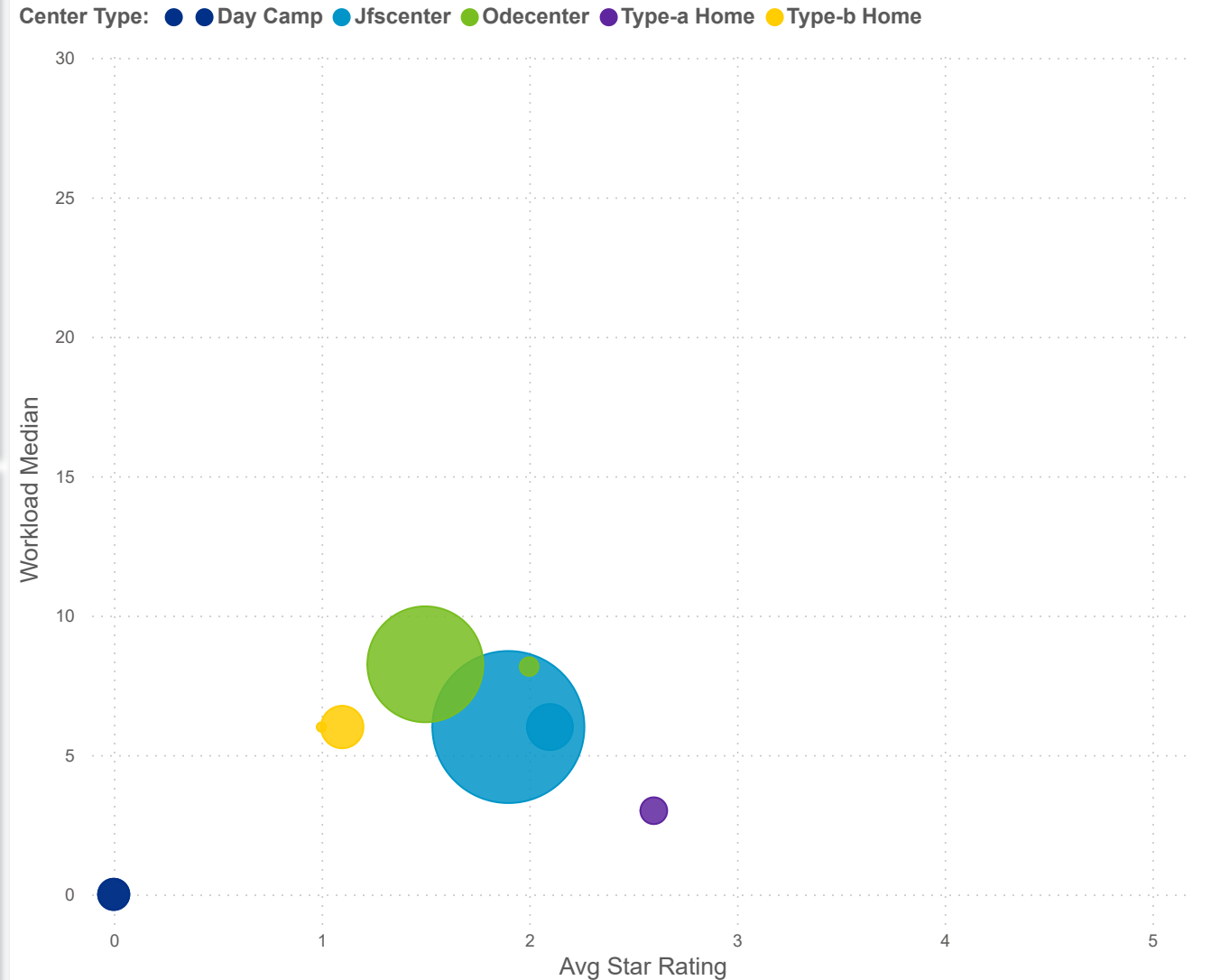
Workload Median (Total)

6.17

Workload Median (Total %)



Star Rating Mean, Workload Median, and Number of Users by Worker Status and Center Type



Workload Median (Leaver)

6.00

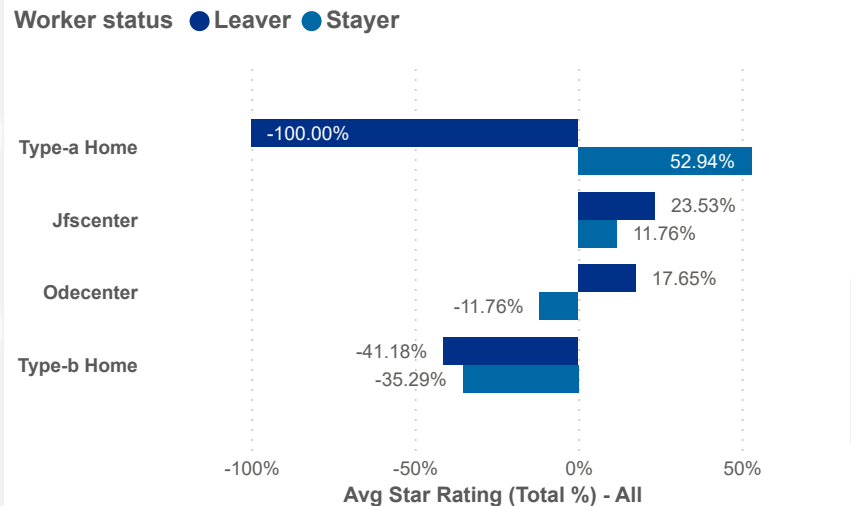
Workload Median (Stayer)

6.17

Star Rating Mean (Total)

1.7

Star Rating Mean (Total %)



Star Rating Mean (Leaver)

2.0

Star Rating Mean (Stayer)

1.7



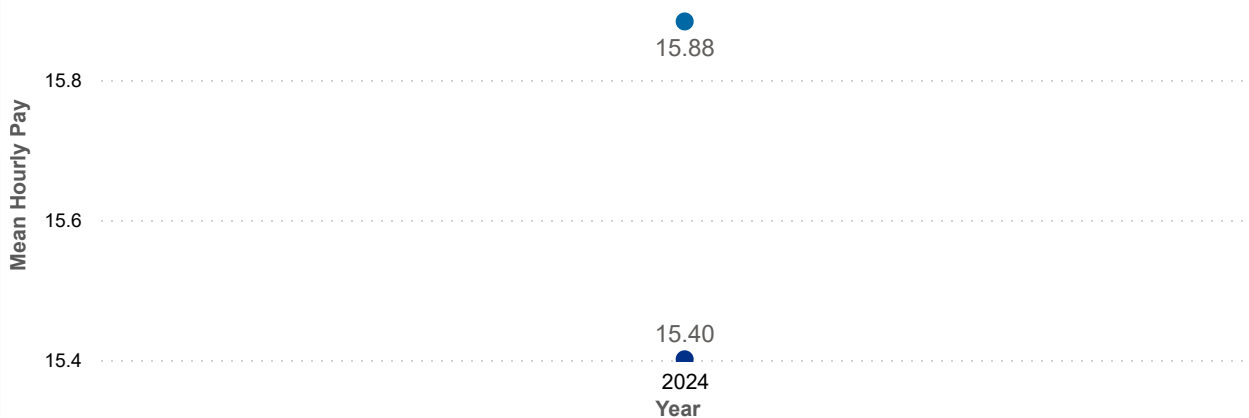
Date: 202407 Program Type: All Job Title: All Teacher Age Group: All Education: All TEACH Status: All
 202409 Position Type: All SUTQ Rating: All Total Duration: 0.00 Center Type: All Publicly Funded: All POWER Status: All
 SDA>County: SDA 12 Beale Code: All Student Age Group: All POWER Levels: All

PAY MEAN (USD)

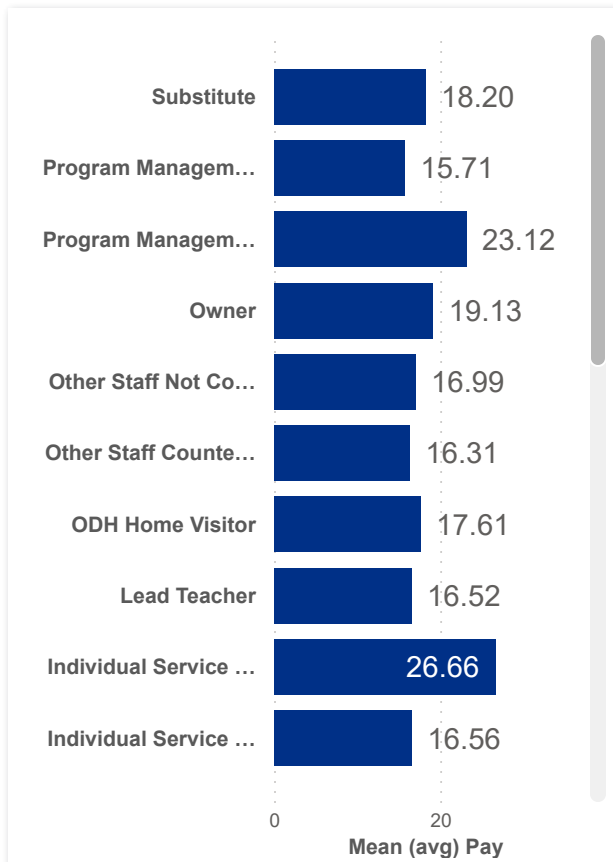
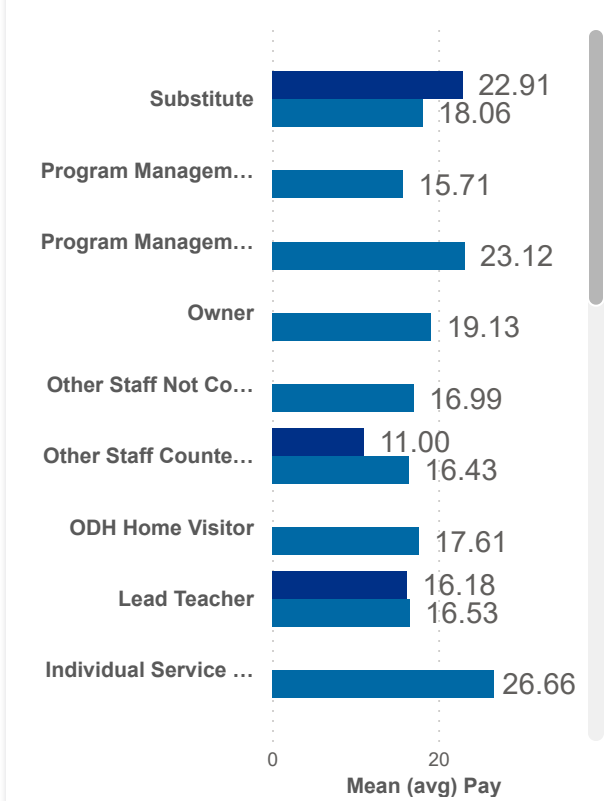
LEAVER	STAYER	COMBINED
15.40	15.88	15.87

Salary Mean by Year and Worker Status

Worker status ● Leaver ● Stayer



Worker ... ● Leaver ● Stayer



Combined Salary Mean by Year and Worker Status

