



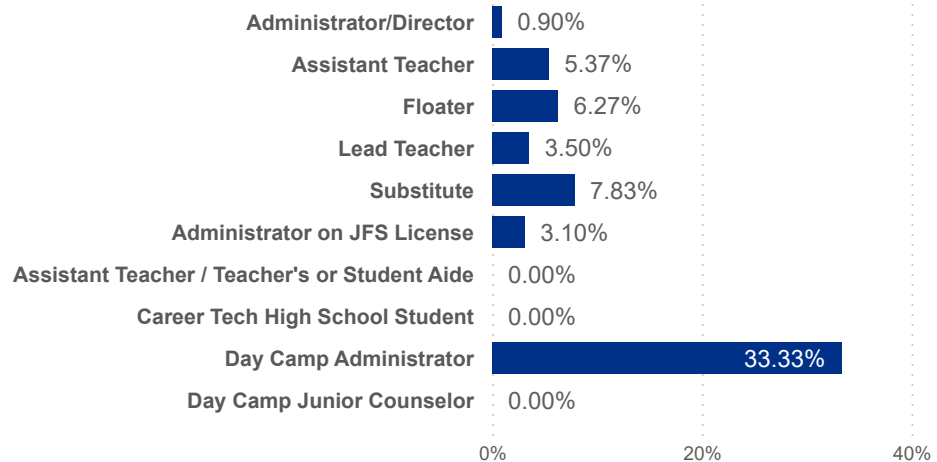
Date: Program Type: Job Title: Teacher Age Group: Education: TEACH Status:

Position Type: Credential: TEACH Models:

SDA>County: SUTQ Rating: Total Duration: Center Type: Publicly Funded: POWER Status:

Beale Code: Student Age Group: POWER Levels:

Avg Monthly Turnover Rates by Job Title



Avg Monthly Turnover

4.34%

Adjusted Workers

3,691

Total Leaver

233

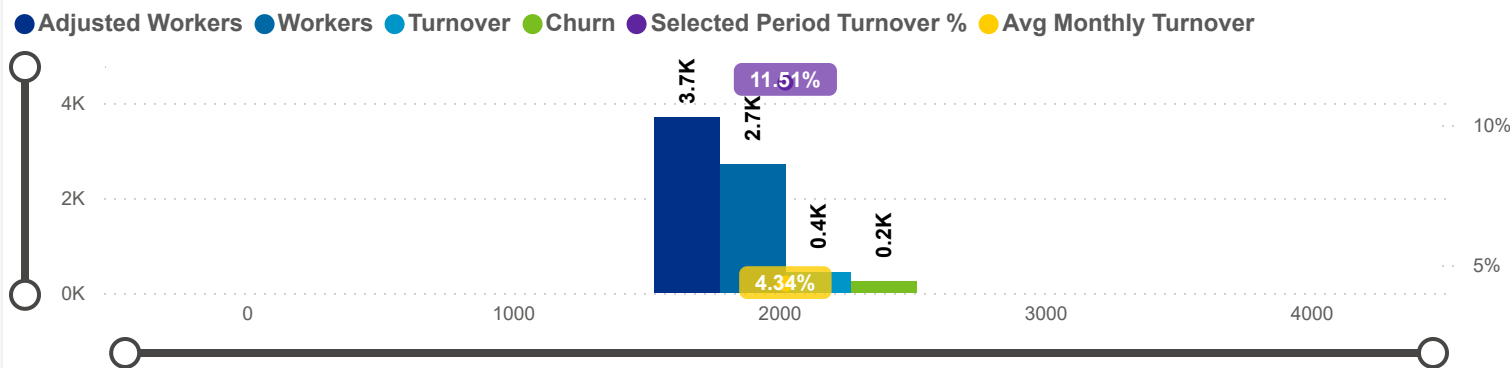
Total Stayer

3,458

Sel Period Turnover

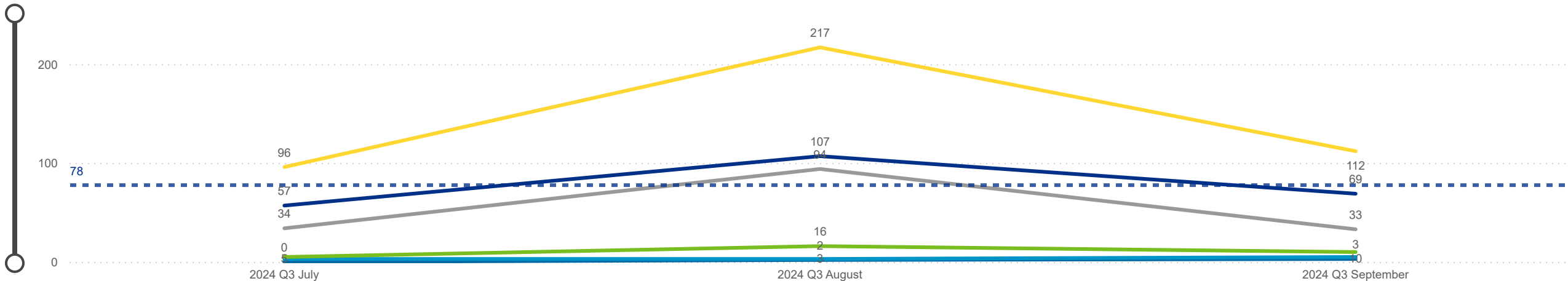
11.51%

Avg Monthly Turnover and Number of Workers



Categorization by Time Series

Churn Internal Promotion Seasonal Transfer Turnover





Date: Program Type:
 Job Title: Teacher Age Group: Education: TEACH Status:

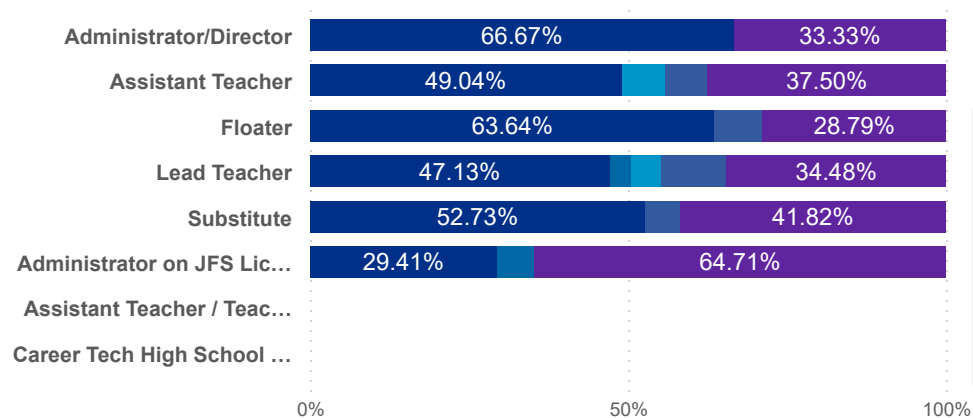
 Position Type: Credential: TEACH Models:

 SDA>County: SUTQ Rating: Total Duration: Center Type: Publicly Funded: POWER Status:

 Beale Code: Student Age Group: POWER Levels:

Job Change Reasons by Job Title

● Churn ● Internal ● Promotion ● Seasonal ● Transfer



Avg Monthly Churn

2.38%

Adjusted Workers

3,691

Workload Median

4.83

Pay Median USD / hr

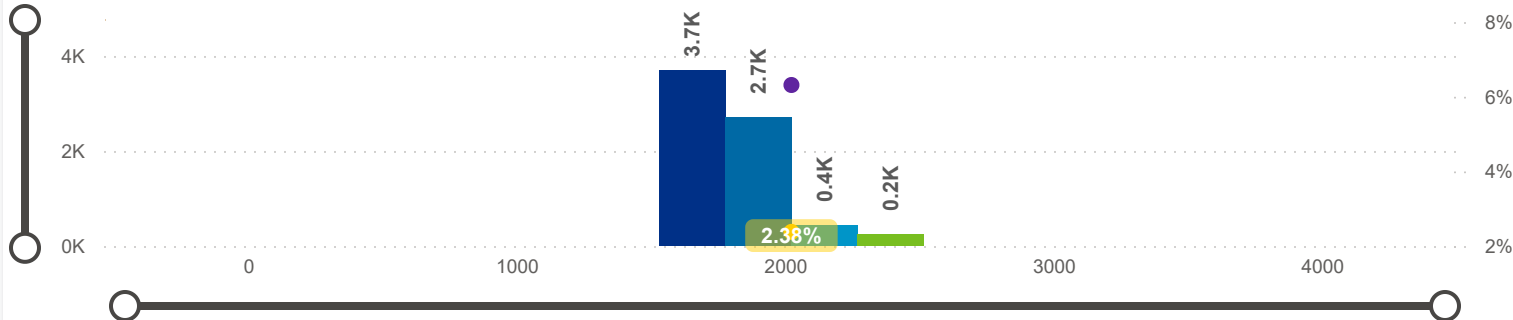
15.00

Avg ECE Duration

6.11

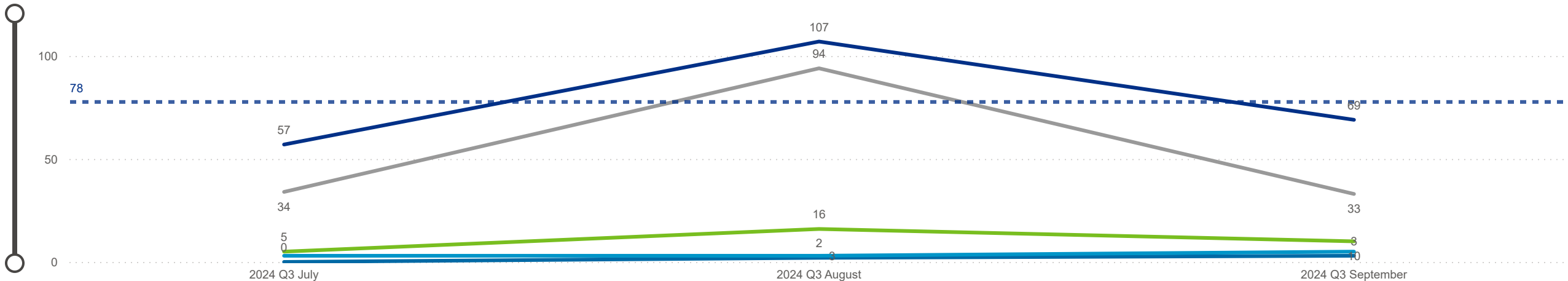
Avg Monthly Churn and Number of Workers

● Adjusted Workers ● Workers ● Turnover ● Churn ● Selected Period Churn % ● Avg Monthly Churn

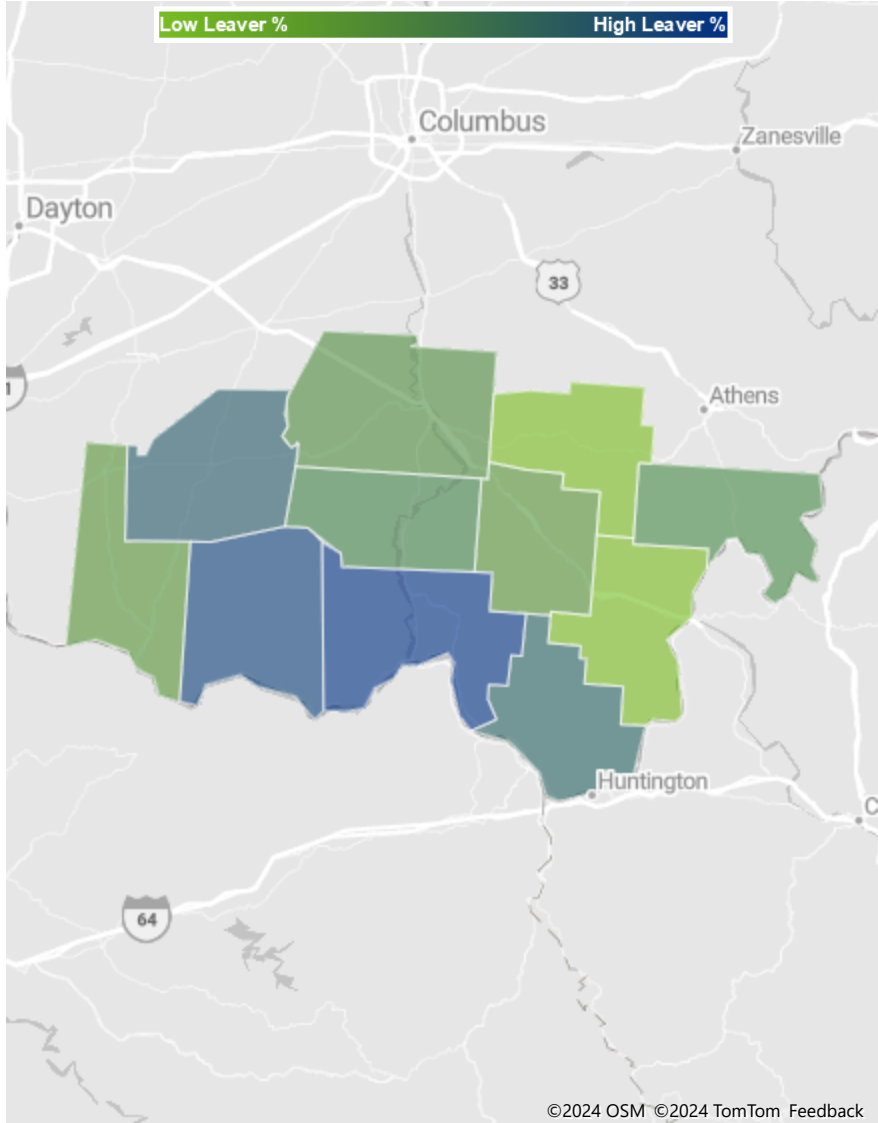


Categorization by Time Series

● Churn ● Internal ● Promotion ● Seasonal ● Transfer

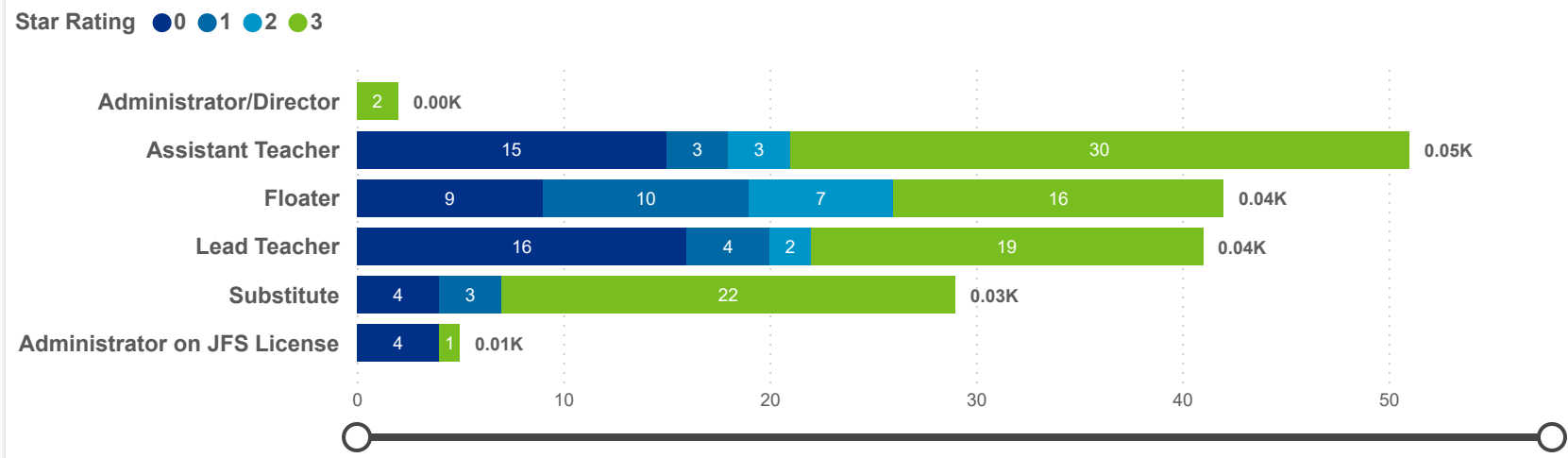


Date: 202407 | Program Type: All | Job Title: All | Teacher Age Group: All | Education: All | TEACH Status: All
 202409 | Position Type: All | SUTQ Rating: All | Total Duration: 0.00 | Center Type: All | Publicly Funded: All | POWER Status: All
 SDA>County: SDA 11 | Beale Code: All | Student Age Group: All | POWER Levels: All



ADJUSTED WORKERS	TOTAL LEAVER	TOTAL STAYER	SELECTED PERIOD CHURN %
3,691	233	3,458	6.31%

Leaver by Job Title and Star Rating

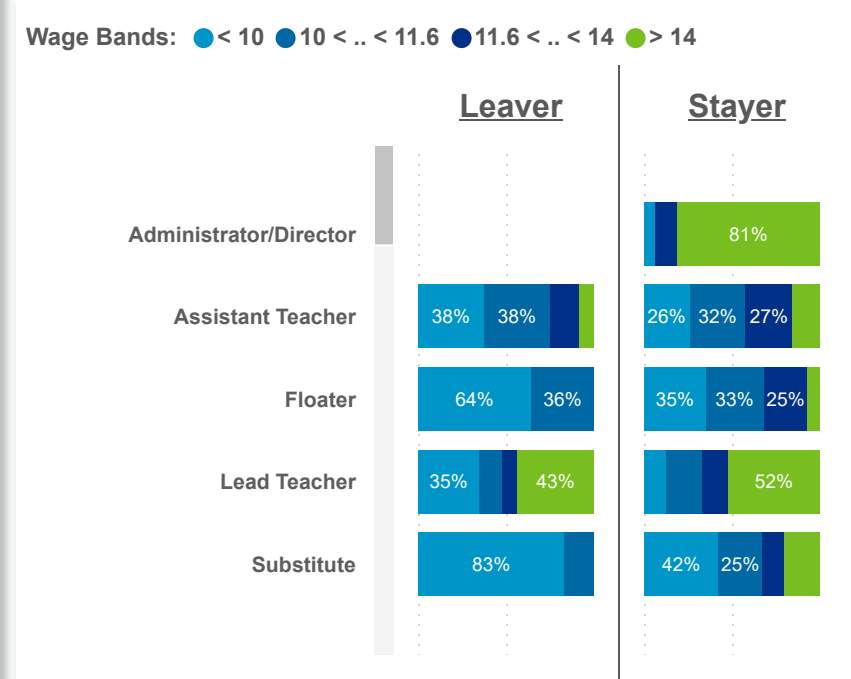
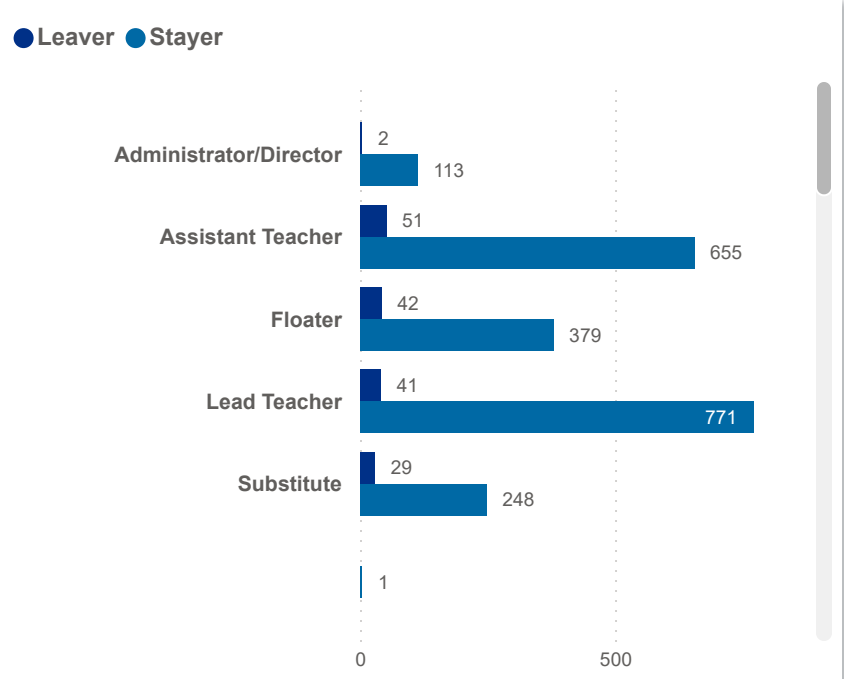

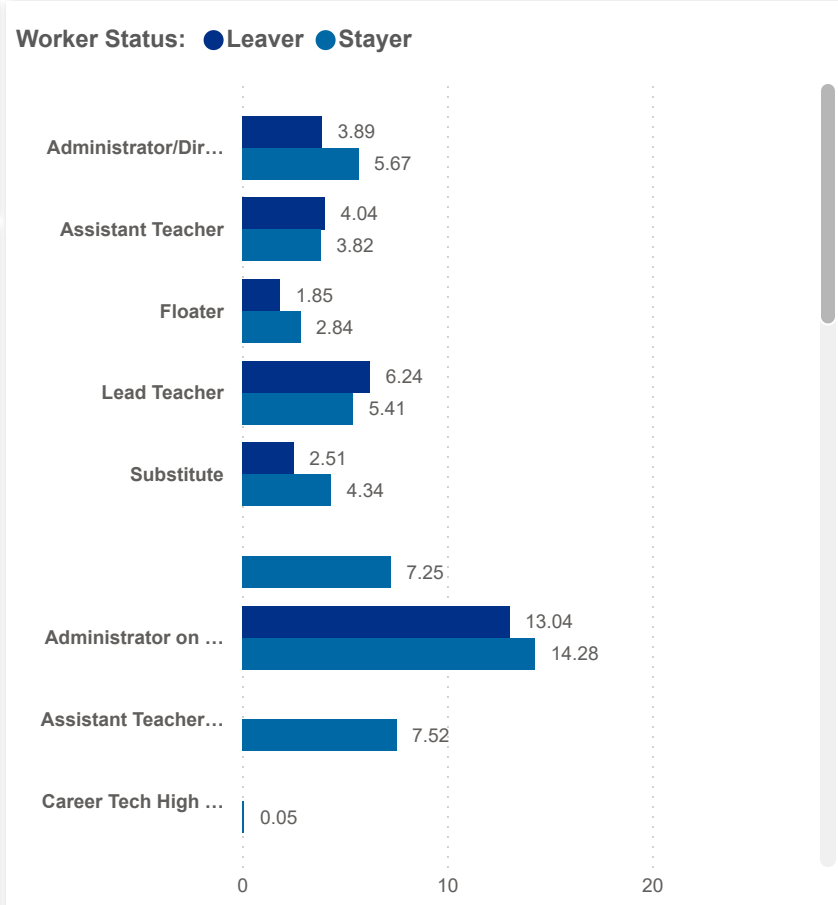
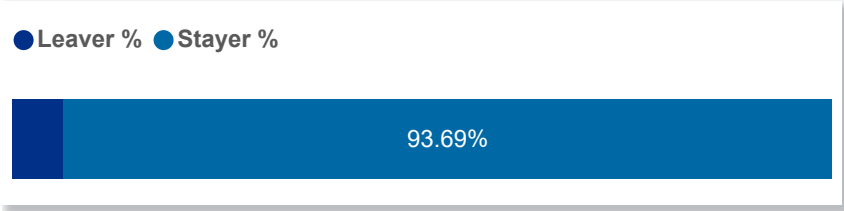


County	Adjusted Workers	Workers	Workers %	Total Leaver	Total Stayer	Selected Period Churn %	Stayer %	Avg Monthly Churn	Selected Period Turnover %	Avg Monthly Turnover	Workload Median	Avg Star Rating
Highland OH	338	253	9.36%	27	311	7.99%	92.01%	3.02%	11.83%	4.47%	3.39	2.20
Ross OH	531	413	15.27%	22	509	4.14%	95.86%	1.55%	9.42%	3.52%	5.25	1.98
Pike OH	251	148	5.47%	13	238	5.18%	94.82%	1.93%	13.55%	5.04%	3.43	1.93
Brown OH	309	182	6.73%	11	298	3.56%	96.44%	1.45%	8.09%	3.30%	4.71	1.76
Lawrence OH	523	471	17.42%	39	484	7.46%	92.54%	2.65%	10.33%	3.68%	5.36	1.76
Scioto OH	802	465	17.20%	90	712	11.22%	88.78%	4.65%	21.57%	8.95%	2.63	1.55
Adams OH	142	107	3.96%	14	128	9.86%	90.14%	3.54%	14.79%	5.32%	4.83	1.55
Meigs OH	85	68	2.51%	4	81	4.71%	95.29%	1.66%	9.41%	3.32%	6.00	1.39
Jackson OH	308	273	10.10%	11	297	3.57%	96.43%	1.26%	4.87%	1.72%	7.80	1.25
Gallia OH	304	267	9.87%	2	302	0.66%	99.34%	0.24%	1.64%	0.59%	8.29	1.04
Total	3,691	2,704	100.00%	233	3,458	6.31%	93.69%	2.38%	11.51%	4.34%	4.83	1.64



Date: 202407 Program Type: All Job Title: All Teacher Age Group: All Education: All TEACH Status: All
 202409 Position Type: All Credential: All TEACH Models: All
 SDA>County: SDA 11 SUTQ Rating: All Total Duration: 0.00 Center Type: All Publicly Funded: All POWER Status: All
 100.00 Beale Code: All Student Age Group: All POWER Levels: All

NUMBER OF WORKERS		AVG ECE DURATION (In Years)		HOURLY WAGE BANDS (USD)	
TOTAL LEAVER	TOTAL STAYER	LEAVER	STAYER	LEAVER (Hourly Wage MED)	STAYER (Hourly Wage MED)
233	3,458	5.18	6.19	12.00	15.00





Date: Program Type:
 Job Title: Teacher Age Group: Education: TEACH Status:

Date: Position Type:
 SUTQ Rating: Total Duration: Center Type: Publicly Funded: POWER Status:

SDA>County: Beale Code: Student Age Group: POWER Levels:

NUMBER OF WORKERS

AVG ECE DURATION (In Years)

HOURLY WAGE BANDS (USD)

LEAVER

STAYER

6.31%

93.69%

LEAVER

STAYER

5.18

6.19

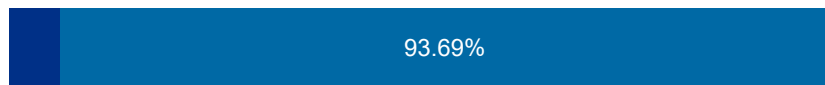
LEAVER (Hourly Wage MED)

STAYER (Hourly Wage MED)

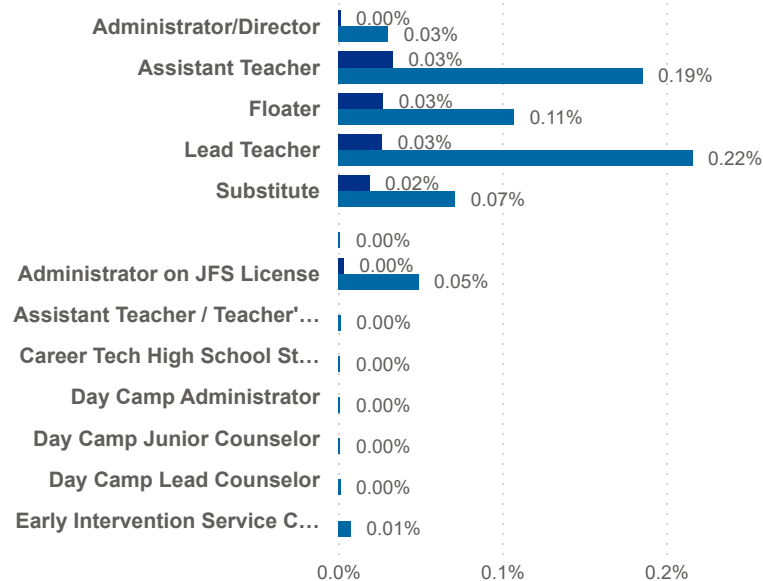
12.00

15.00

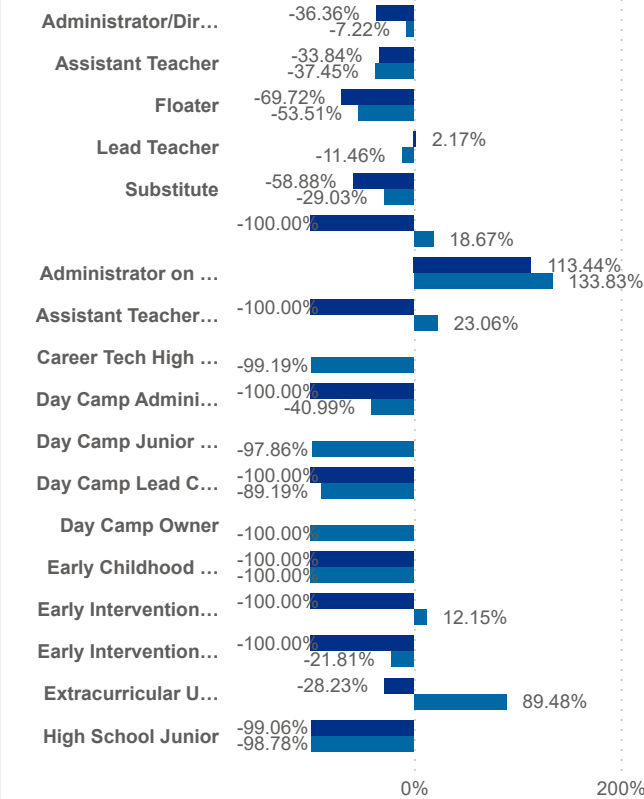
Leaver % Stayer %



Worker Status: Leaver Stayer



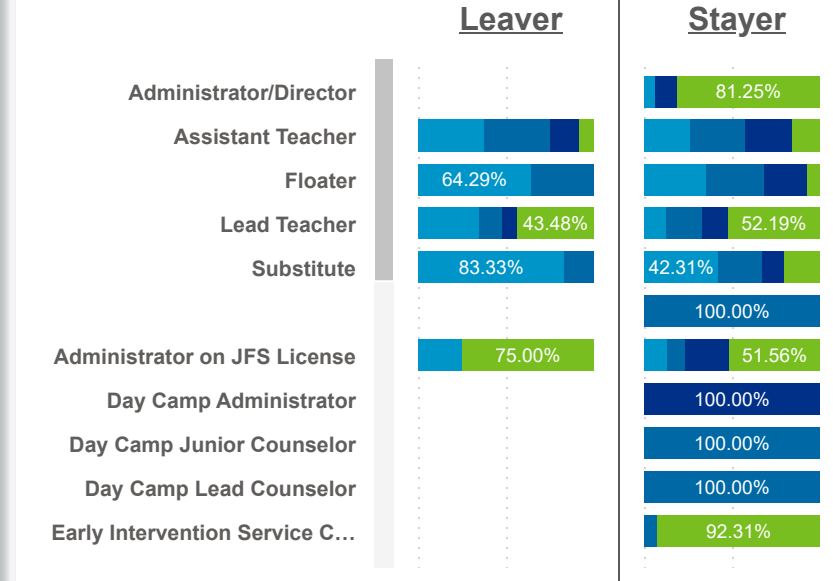
Worker Status: Leaver Stayer



Wage Bands: < 10 10 < .. < 11.6 11.6 < .. < 14 > 14



Wage Bands: < 10 10 < .. < 11.6 11.6 < .. < 14 > 14





Date: Program Type:
 Job Title: Teacher Age Group: Education: TEACH Status:

 202409 Position Type: Credential: TEACH Models:

 SDA>County: SUTQ Rating: Total Duration: Center Type: Publicly Funded: POWER Status:

 Beale Code: Student Age Group: POWER Levels:

LEAVER (Avg Career Duration)

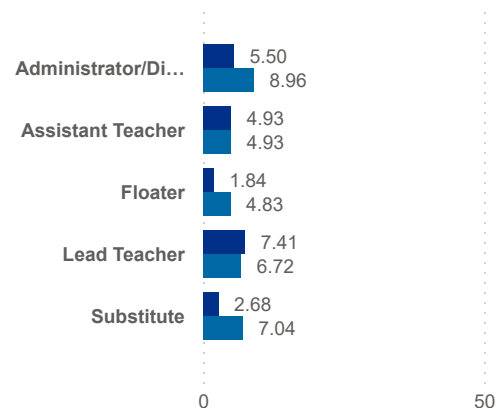
8.18

STAYER (Avg Career Duration)

12.32

Avg Career Duration by Job Title

Worker Status: ● Leaver ● Stayer



County	Job Title	Longest Serving Profile	\$ / hr	Seniority	Workload	Star Rating (Mean)
Adams	Administrator/Director	2.00		Early	6.00	3.0
Brown	Administrator/Director	2.00		Early	4.86	2.6
Gallia	Administrator/Director	1.90		Early	8.29	1.0
Highland	Administrator/Director	2.22		Early	5.49	3.0
Jackson	Administrator/Director	2.44		Early	9.55	1.0
Lawrence	Administrator/Director	3.06		Early	13.14	0.2
Meigs	Administrator/Director	1.00		Early	8.80	3.0
Pike	Administrator/Director	1.17		Early	5.73	1.5
Ross	Administrator/Director	2.58		Early	13.00	1.9
Scioto	Administrator/Director	2.31		Early	20.13	3.0

TOTAL STAYER

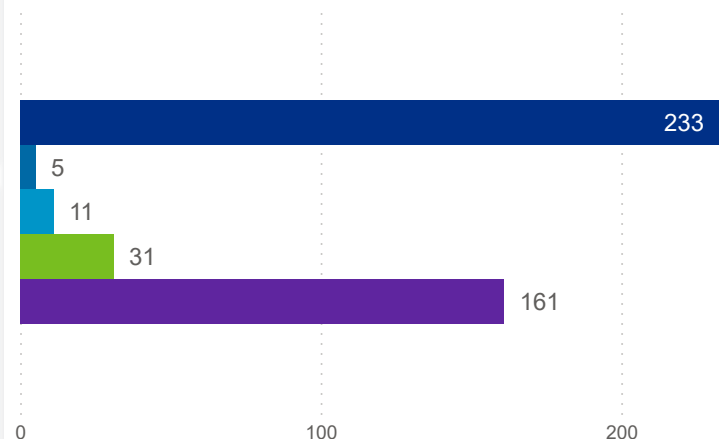
3,458

STAYER (Promotion)

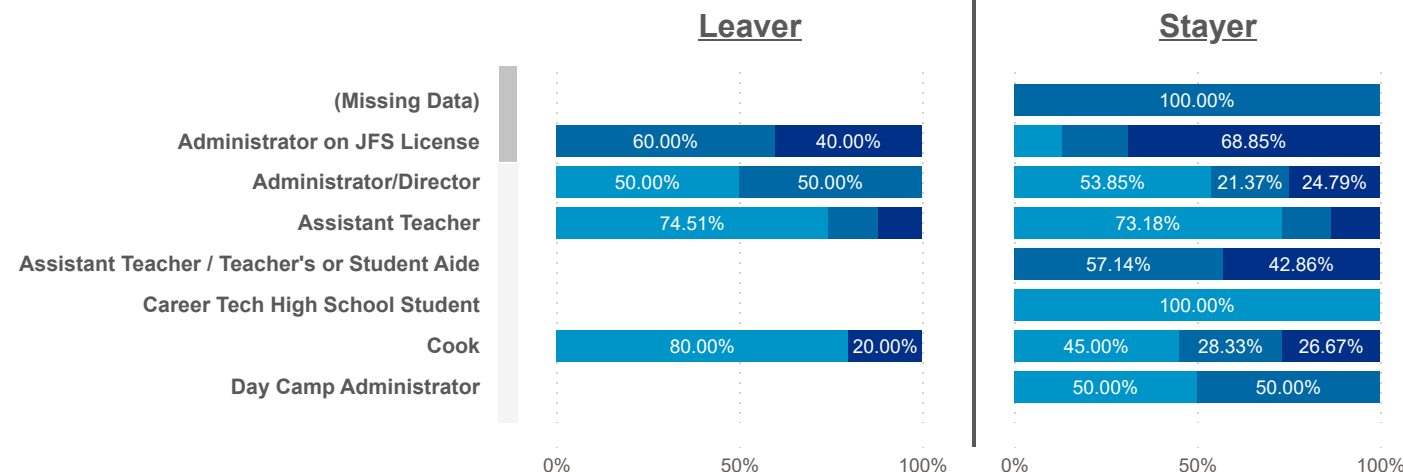
11

Turnover Reasons

● Churn ● Internal ● Promotion ● Seasonal ● Transfer



Seniority: ● Early ● Mid ● Senior





Date: Program Type:
 Job Title: Teacher Age Group: Education: TEACH Status:

Date: Position Type:
 SUTQ Rating: Total Duration: Center Type: Publicly Funded: POWER Status:

SDA>County: Beale Code: Student Age Group: POWER Levels:

LEAVER (Avg Career Duration)

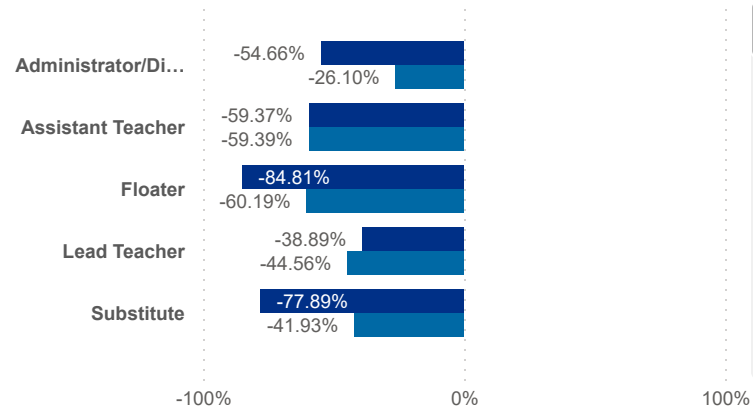
8.18

STAYER (Avg Career Duration)

12.32

Avg Career Duration by Job Title vs Mean

Worker Status: ● Leaver ● Stayer



County	Job Title	Longest Serving Profile	\$ / hr	Seniority	Workload	Star Rating (mean)
Adams	Assistant Teacher	0.01	12.16	Early	3.53	3.0
Scioto	Floater	0.01	10.45	Early	2.31	3.0
Ross	Floater	0.01	12.00	Early	2.58	1.0
Ross	Floater	0.01	14.00	Senior	3.82	3.0
Pike	ODH Home Visitor	0.01	15.50	Early	0.00	0.0
Scioto	Lead Teacher	0.02	11.25	Early	9.40	2.0
Ross	Lead Teacher	0.02	12.45	Early	5.19	1.0
Gallia	Lead Teacher	0.02	15.30	Mid	2.03	0.0
Pike	Administrator on JFS License	0.02		Mid	5.56	3.0
Scioto	Extracurricular Used in Ratio	0.02	31.09	Senior	2.63	3.0
Pike	Program Management Used in Ratio	0.02		Mid	5.56	3.0

TOTAL STAYER

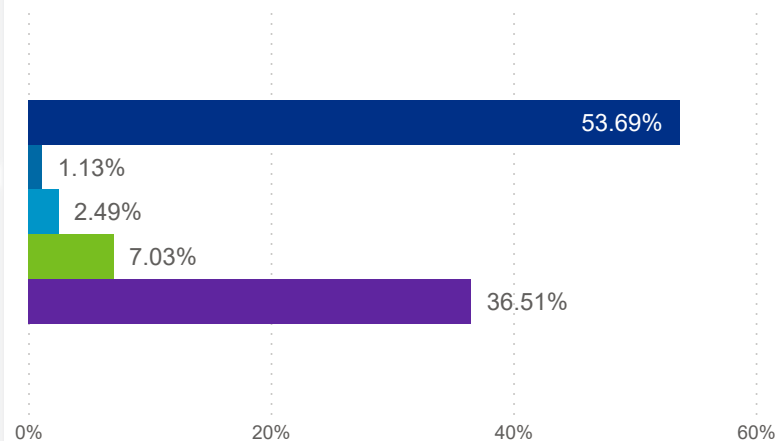
3,458

STAYER (Promotion)

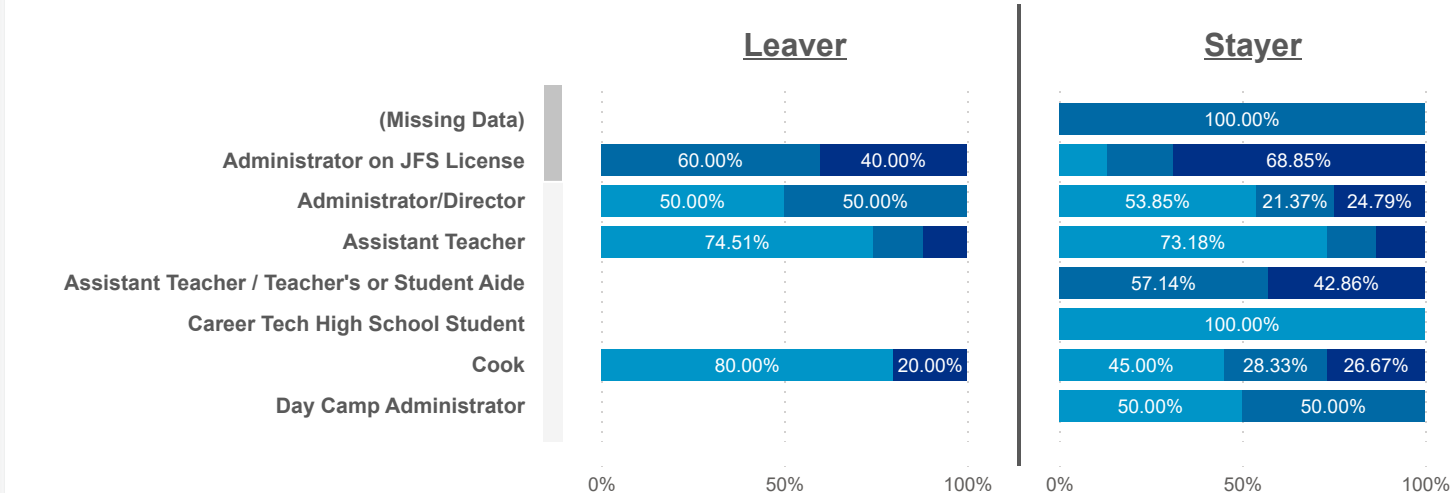
11

Turnover Reasons

● Churn ● Internal ● Promotion ● Seasonal ● Transfer



Seniority: ● Early ● Mid ● Senior





Date: Program Type:
 Job Title: Teacher Age Group: Education: TEACH Status:

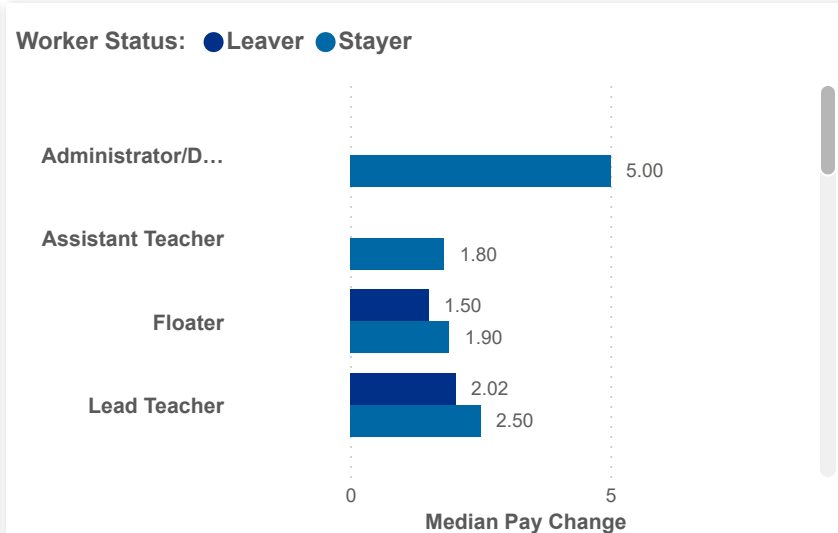
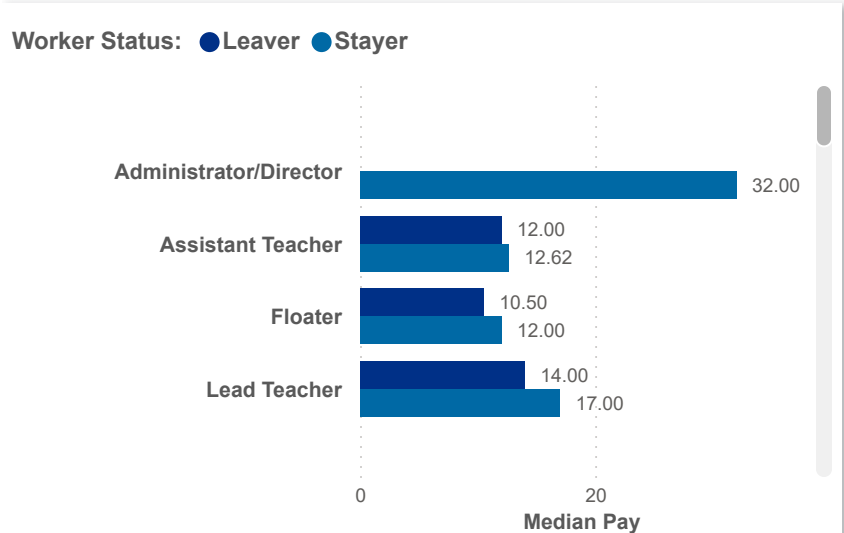
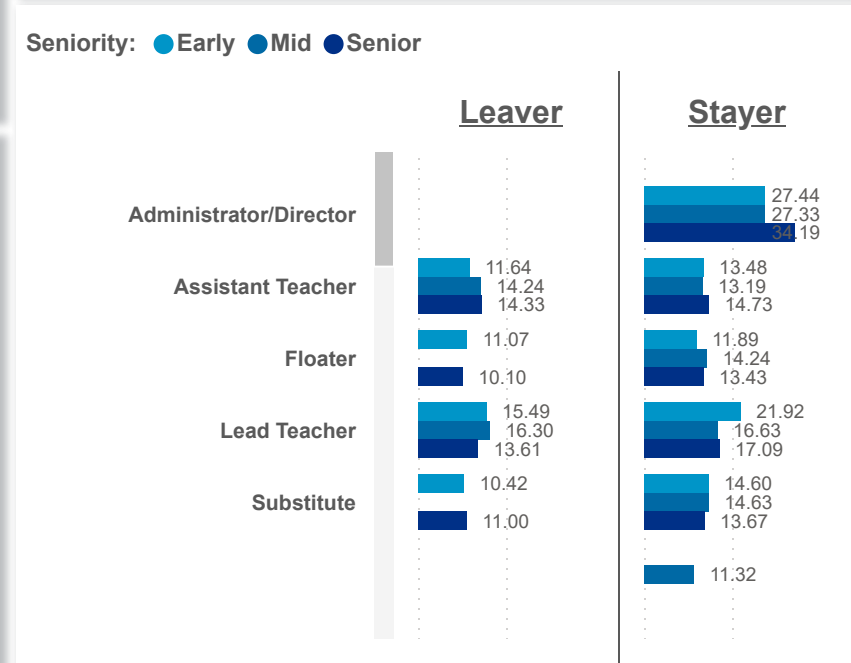
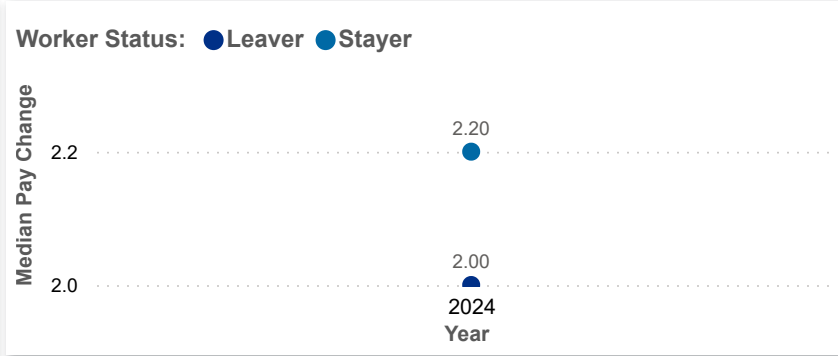
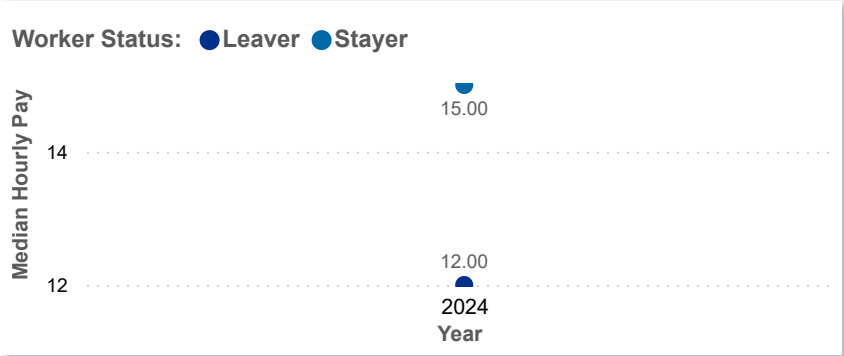
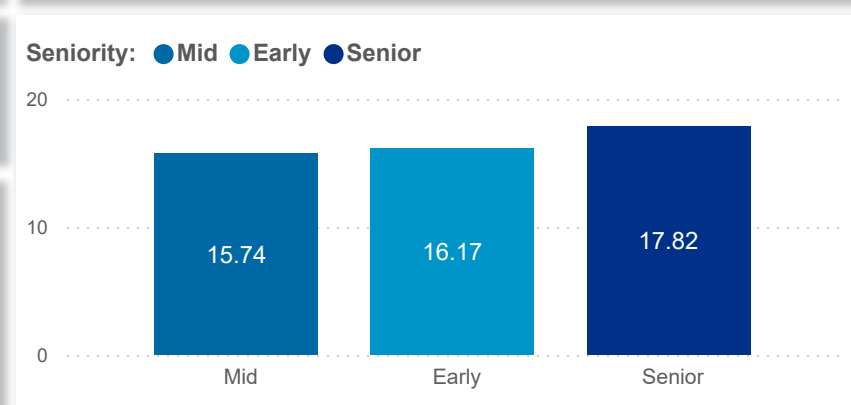
Date: Position Type:
 SUTQ Rating: Total Duration: Center Type: Publicly Funded: POWER Status:

SDA>County:
 Total Duration: Beale Code: Student Age Group: POWER Levels:

PAY MEDIAN (USD)

PAY PROGRESSION (USD)

PAY & CAREER SENIORITY (USD)





Date: Program Type:
 Job Title: Teacher Age Group: Education: TEACH Status:

Date: Position Type:
 SUTQ Rating: Total Duration: Center Type: Publicly Funded: POWER Status:

SDA>County: Beale Code: Student Age Group: POWER Levels:

PAY MEDIAN (USD)

PAY PROGRESSION (USD)

PAY & CAREER SENIORITY (USD)

LEAVER
12.00

STAYER
15.00

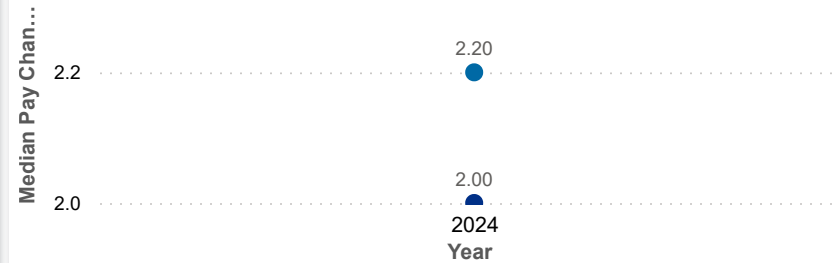
LEAVER
0.40

STAYER
0.51

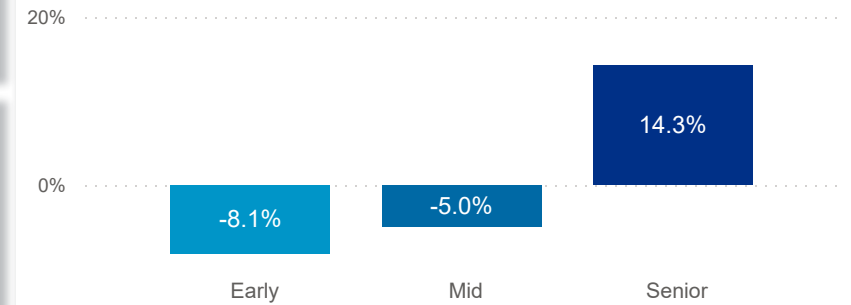
Worker Status: ● Leaver ● Stayer



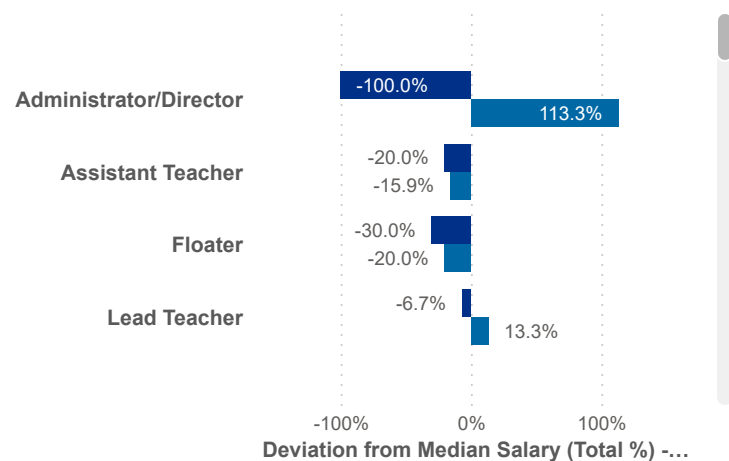
Worker Status: ● Leaver ● Stayer



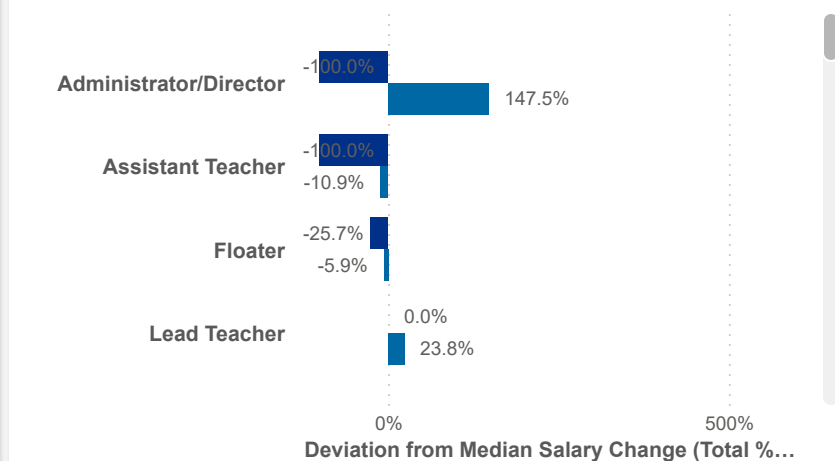
Seniority: ● Early ● Mid ● Senior



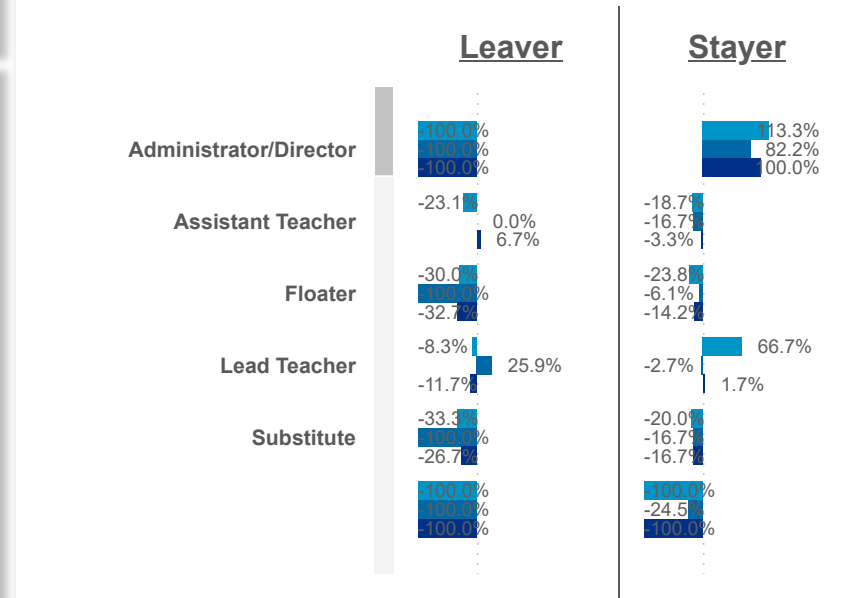
Worker Status: ● Leaver ● Stayer



Worker Status: ● Leaver ● Stayer



Seniority: ● Early ● Mid ● Senior





Date: Program Type:
 Job Title: Teacher Age Group: Education: TEACH Status:

Date: Position Type:
 SUTQ Rating: Total Duration: Center Type: Publicly Funded: POWER Status:

SDA>County: Beale Code: Student Age Group: POWER Levels:

Workload Median (Total)

4.83

Workload Median (Leaver)

4.20

Workload Median (Stayer)

4.85

Star Rating Mean (Total)

1.6

Star Rating Mean (Leaver)

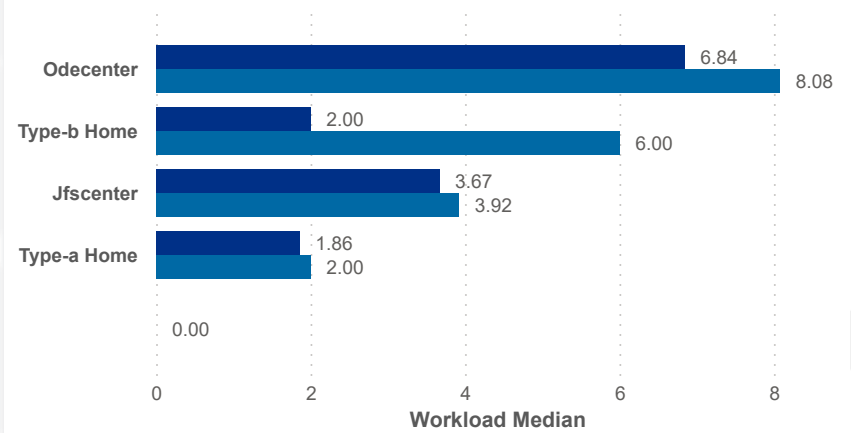
1.9

Star Rating Mean (Stayer)

1.6

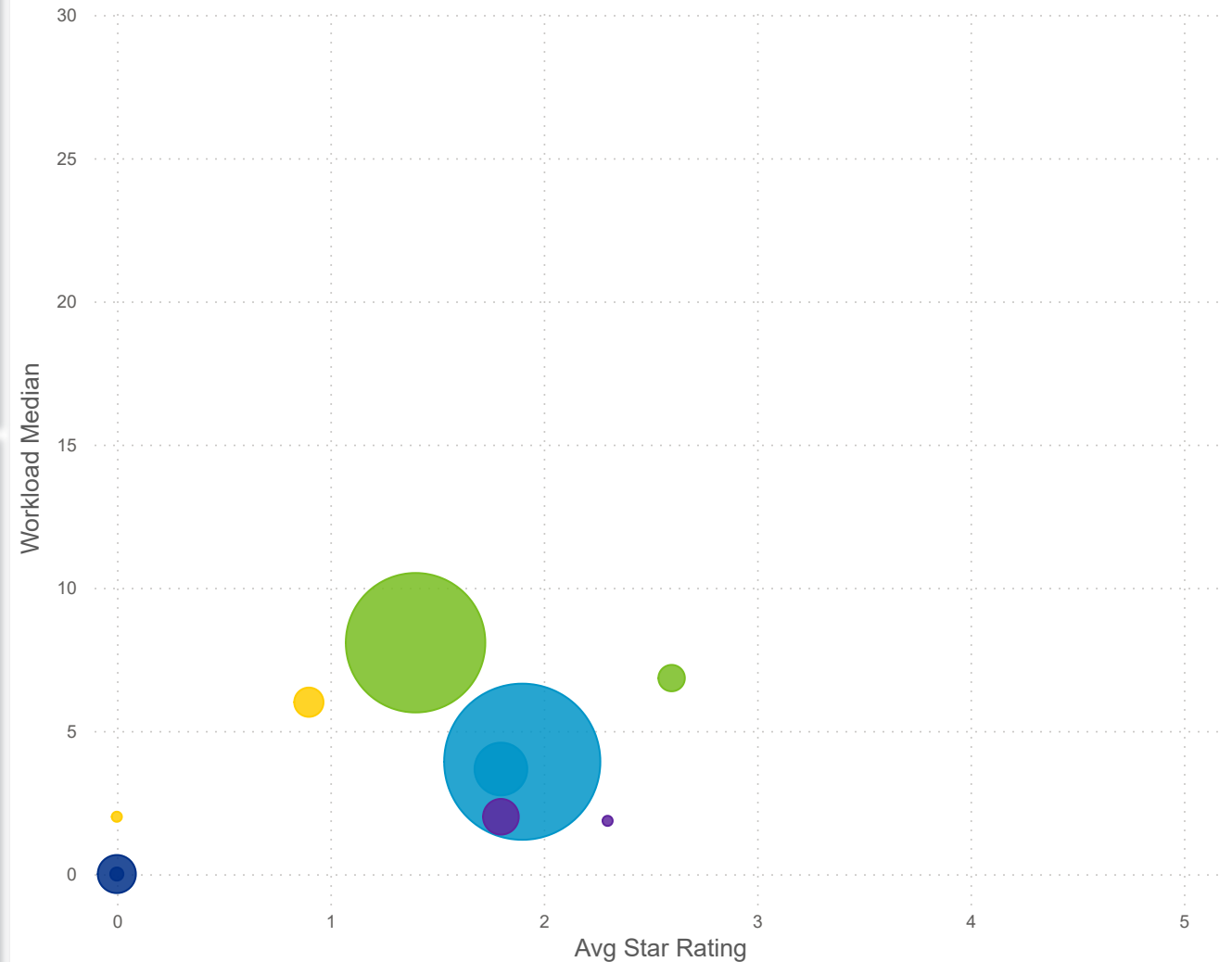
Workload Median

Worker status ● Leaver ● Stayer



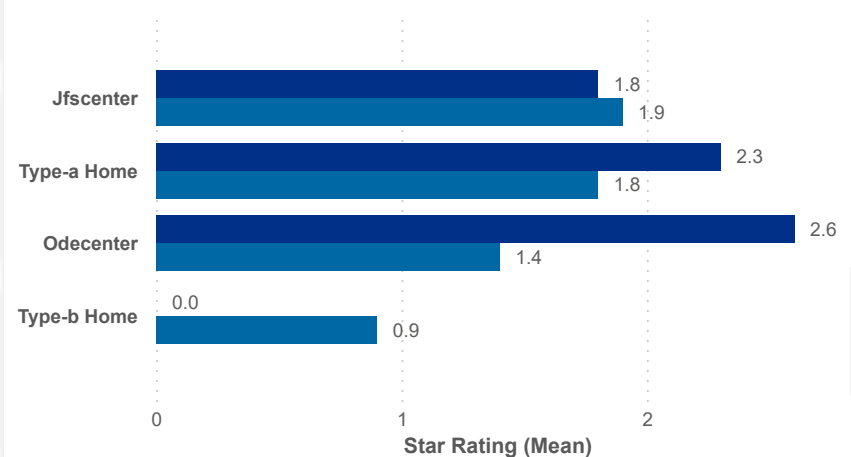
Star Rating Mean, Workload Median, and Number of Users by Worker Status and Center Type

Center Type: ● Day Camp ● Jfscenter ● Odecenter ● Type-a Home ● Type-b Home



Star Rating Mean

Worker status ● Leaver ● Stayer





Date: Program Type:
 Job Title: Teacher Age Group: Education: TEACH Status:

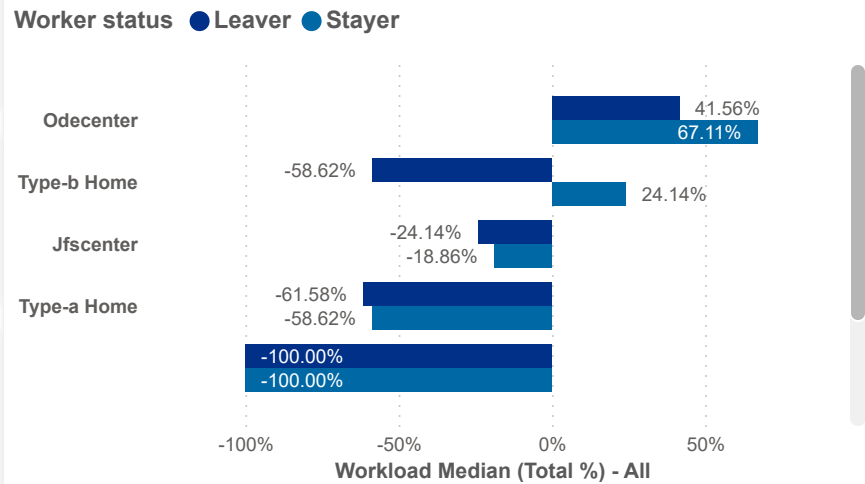
Date: Position Type:
 SUTQ Rating: Total Duration: Center Type: Publicly Funded: POWER Status:

SDA>County: Beale Code: Student Age Group: POWER Levels:

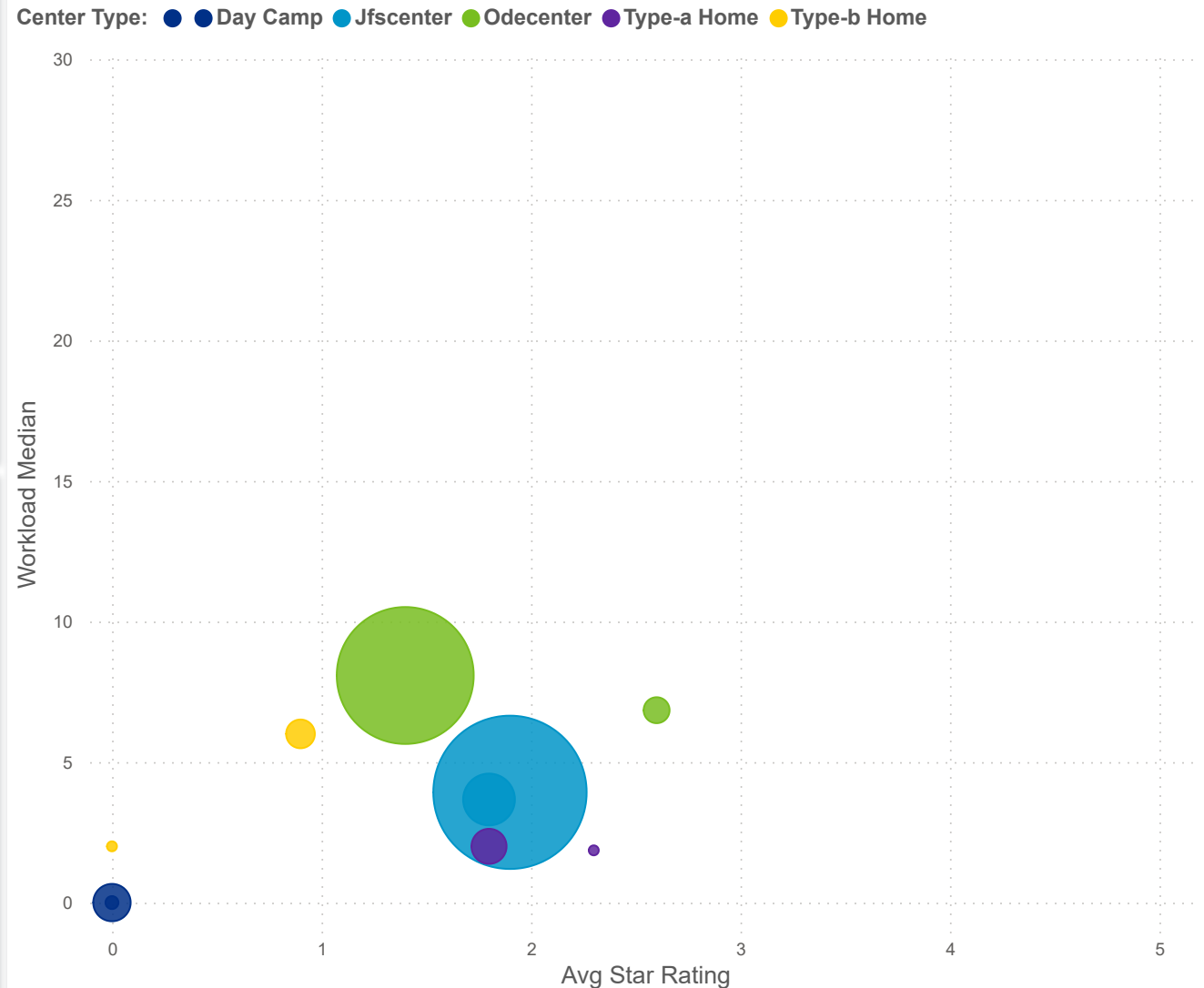
Workload Median (Total)

4.83

Workload Median (Total %)



Star Rating Mean, Workload Median, and Number of Users by Worker Status and Center Type



Workload Median (Leaver)

4.20

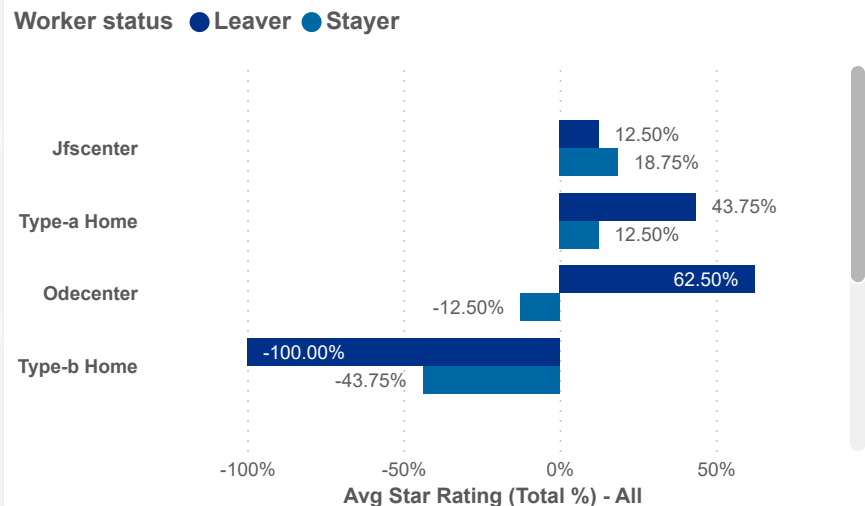
Workload Median (Stayer)

4.85

Star Rating Mean (Total)

1.6

Star Rating Mean (Total %)



Star Rating Mean (Leaver)

1.9

Star Rating Mean (Stayer)

1.6



Date: Program Type: Job Title: Teacher Age Group: Education: TEACH Status:

Position Type: SUTQ Rating: Total Duration: Center Type: Publicly Funded: POWER Status:

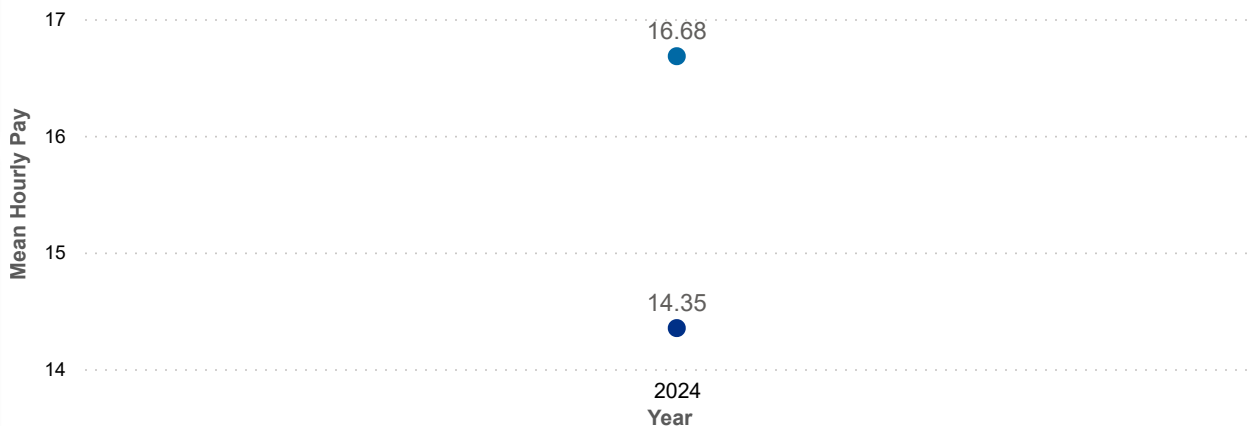
SDA>County: Beale Code: Student Age Group: POWER Levels:

PAY MEAN (USD)

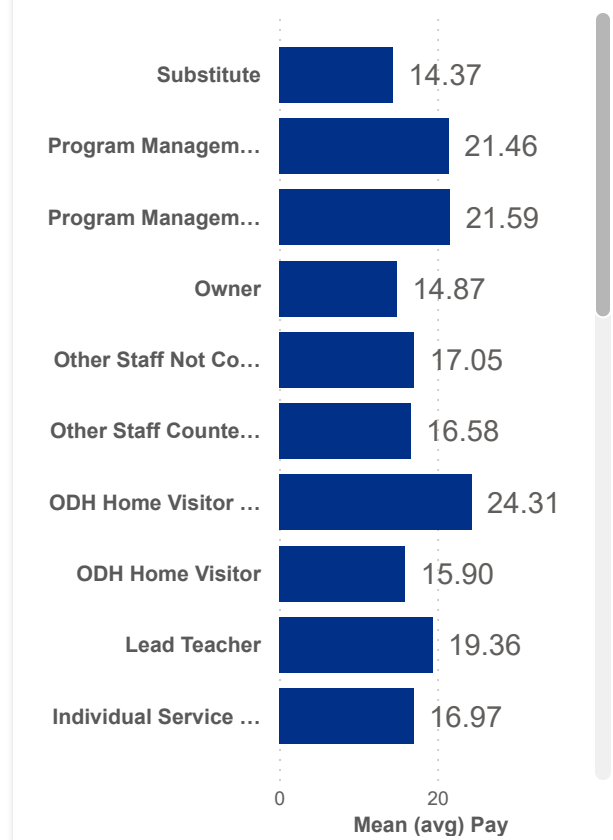
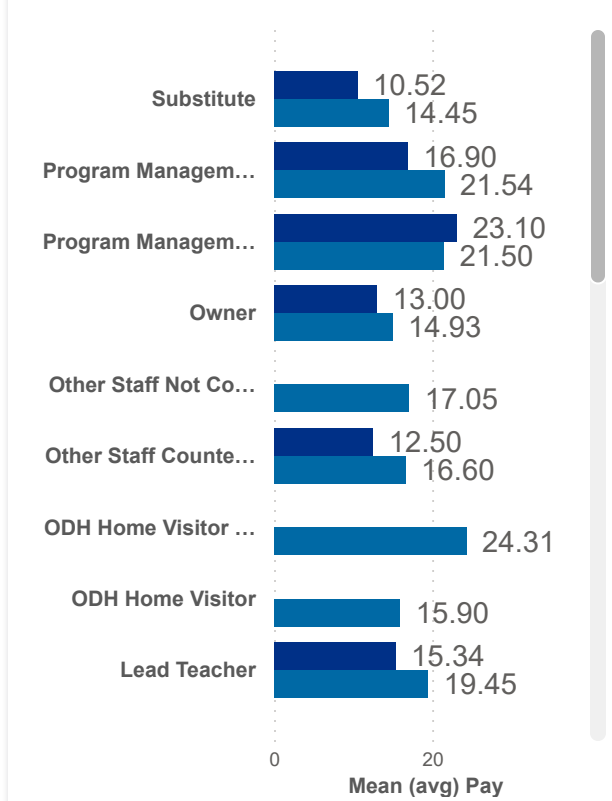
LEAVER	STAYER	COMBINED
14.35	16.68	16.63

Salary Mean by Year and Worker Status

Worker status ● Leaver ● Stayer



Worker ... ● Leaver ● Stayer



Combined Salary Mean by Year and Worker Status

