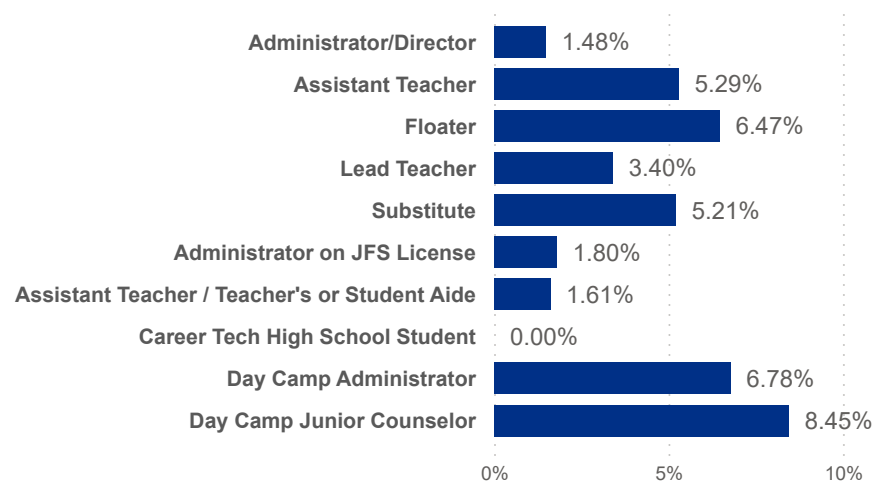




Date:
 Program Type:
 Position Type:
 Job Title:
 Teacher Age Group:
 Education:
 Credential:
 TEACH Status:
 TEACH Models:

SDA>County:
 SUTQ Rating:
 Total Duration:
 Center Type:
 Beale Code:
 Publicly Funded:
 Student Age Group:
 POWER Status:
 POWER Levels:

Avg Monthly Turnover Rates by Job Title



Avg Monthly Turnover

4.12%

Adjusted Workers

138,589

Total Leaver

25,706

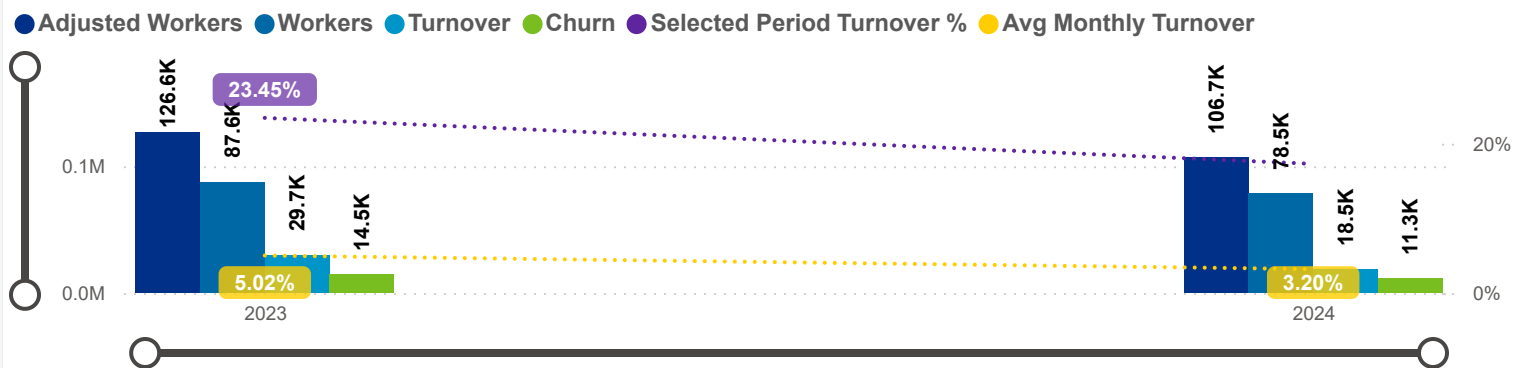
Total Stayer

112,883

Sel Period Turnover

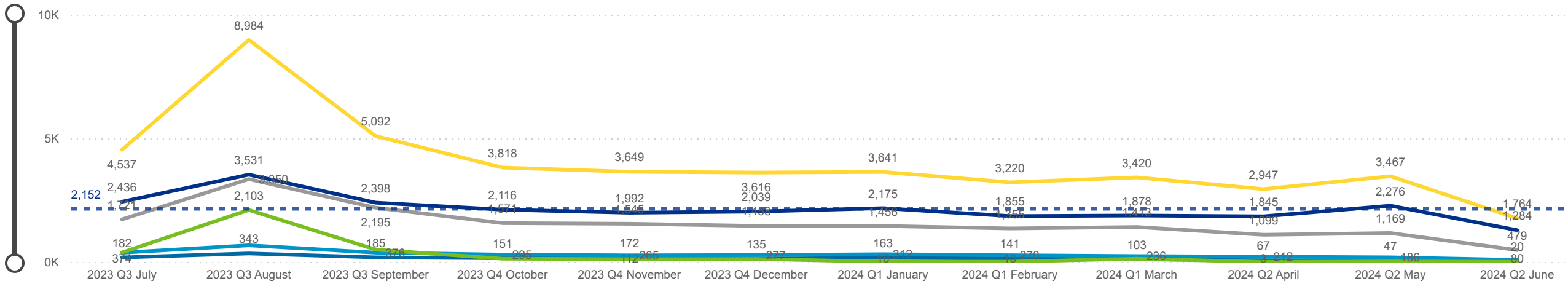
34.75%

Avg Monthly Turnover and Number of Workers



Categorization by Time Series

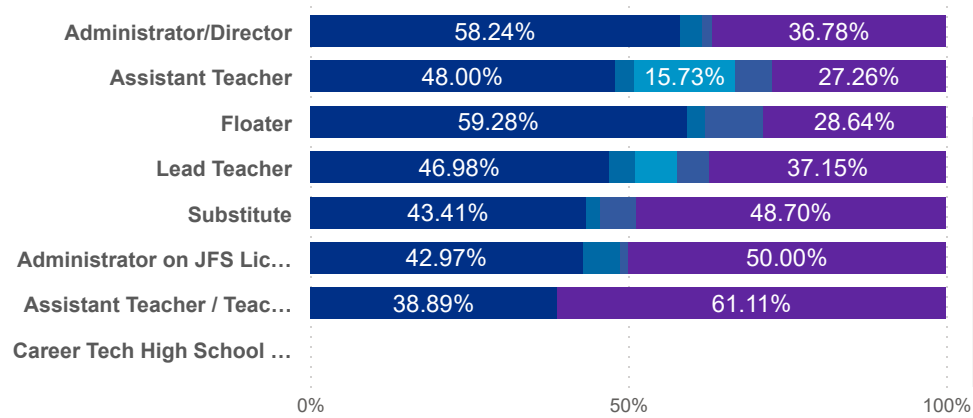
Churn Internal Promotion Seasonal Transfer Turnover



Date: 202307 | Program Type: Multiple select... | Job Title: All | Teacher Age Group: All | Education: All | TEACH Status: All
 202406 | Position Type: All | SUTQ Rating: All | Total Duration: 0.00 | Center Type: Multiple select... | Publicly Funded: All | POWER Status: All
 SDA>County: All | Beale Code: All | Student Age Group: All | POWER Levels: All

Job Change Reasons by Job Title

● Churn ● Internal ● Promotion ● Seasonal ● Transfer



Avg Monthly Churn

2.21%

Adjusted Workers

138,589

Workload Median

5.60

Pay Median USD / hr

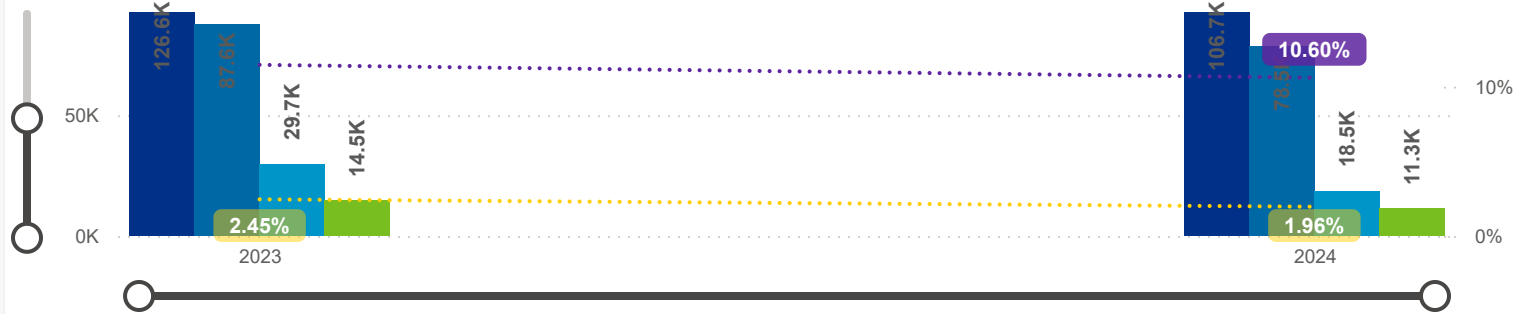
15.00

Avg ECE Duration

5.38

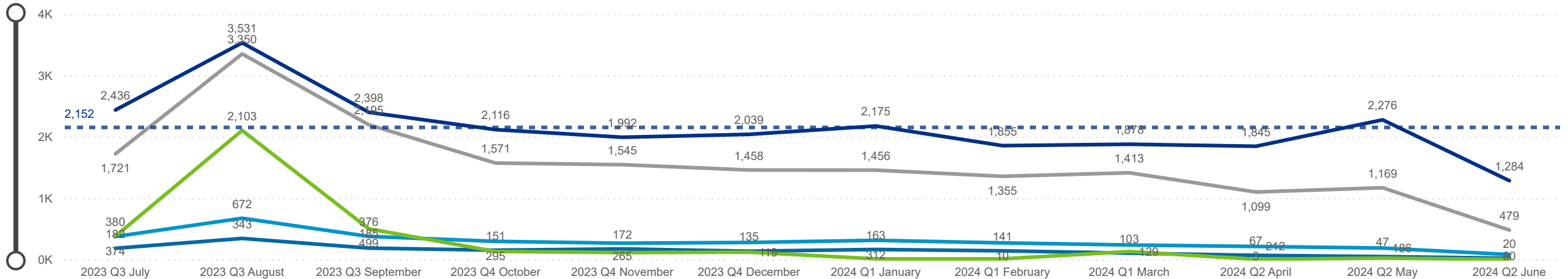
Avg Monthly Churn and Number of Workers

● Adjusted Workers ● Workers ● Turnover ● Churn ● Selected Period Churn % ● Avg Monthly Churn



Categorization by Time Series

● Churn ● Internal ● Promotion ● Seasonal ● Transfer



Date: 202307 Program Type: Multiple select...
 202406 Position Type: All Job Title: All Teacher Age Group: All Education: All TEACH Status: All
 SDA>County: All SUTQ Rating: All Total Duration: 0.00 Center Type: Multiple select... Publicly Funded: All POWER Status: All
 100.00 Beale Code: All Student Age Group: All POWER Levels: All

Low Leaver % High Leaver %

ADJUSTED WORKERS

138,589

TOTAL LEAVER

25,706

TOTAL STAYER

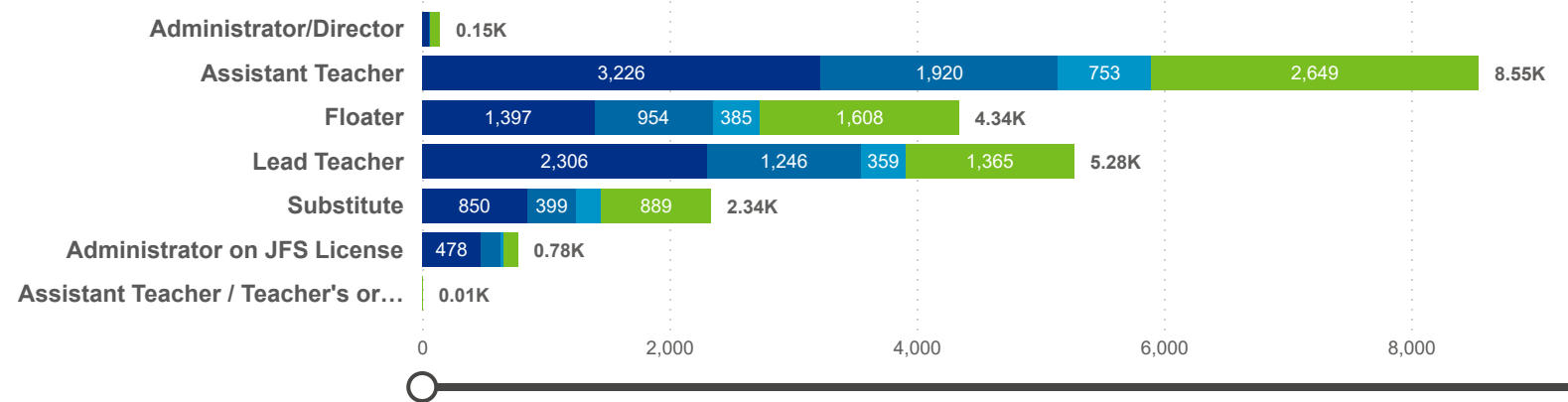
112,883

SELECTED PERIOD CHURN %

18.55%

Leaver by Job Title and Star Rating

SUTQ Rating (1=Br; 2=Sil; 3=Gld) ● 0 ● 1 ● 2 ● 3



To display Azure Maps visuals, sign in.

County	Adjusted Workers	Workers	Workers %	Total Leaver	Total Stayer	Selected Period Churn %	Stayer %	Avg Monthly Churn	Selected Period Turnover %	Avg Monthly Turnover	Workload Median	Avg Star Rating
Franklin OH	24,378	16,203	17.38%	4,728	19,650	19.39%	80.61%	2.45%	39.39%	4.95%	5.14	1.1
Cuyahoga OH	17,406	11,418	12.25%	2,802	14,604	16.10%	83.90%	1.92%	34.22%	4.07%	6.00	1.8
Hamilton OH	13,391	9,453	10.14%	2,337	11,054	17.45%	82.55%	2.02%	34.37%	3.96%	5.75	1.3
Montgomery OH	6,622	4,705	5.05%	1,346	5,276	20.33%	79.67%	2.39%	34.73%	4.07%	6.00	2.0
Summit OH	6,716	4,530	4.86%	1,201	5,515	17.88%	82.12%	2.14%	35.27%	4.21%	5.36	1.9
Lucas OH	5,180	3,584	3.85%	907	4,273	17.51%	82.49%	2.02%	31.95%	3.67%	6.00	1.8
Stark OH	4,167	2,760	2.96%	723	3,444	17.35%	82.65%	2.10%	36.29%	4.38%	6.30	1.8
Butler OH	3,630	2,742	2.94%	718	2,912	19.78%	80.22%	2.41%	37.11%	4.49%	6.00	1.4
Delaware OH	3,523	2,631	2.82%	691	2,832	19.61%	80.39%	2.42%	38.06%	4.68%	5.71	0.6
Warren OH	2,855	2,286	2.45%	638	2,217	22.35%	77.65%	2.70%	37.16%	4.46%	5.63	1.1
Total	138,589	93,211	100.00%	25,706	112,883	18.55%	81.45%	2.21%	34.75%	4.12%	5.60	1.5

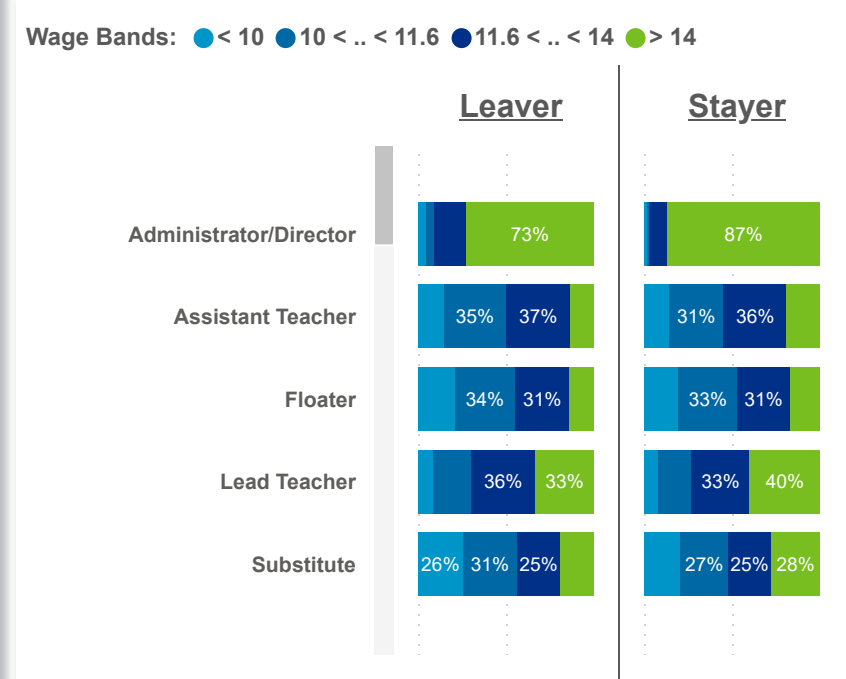
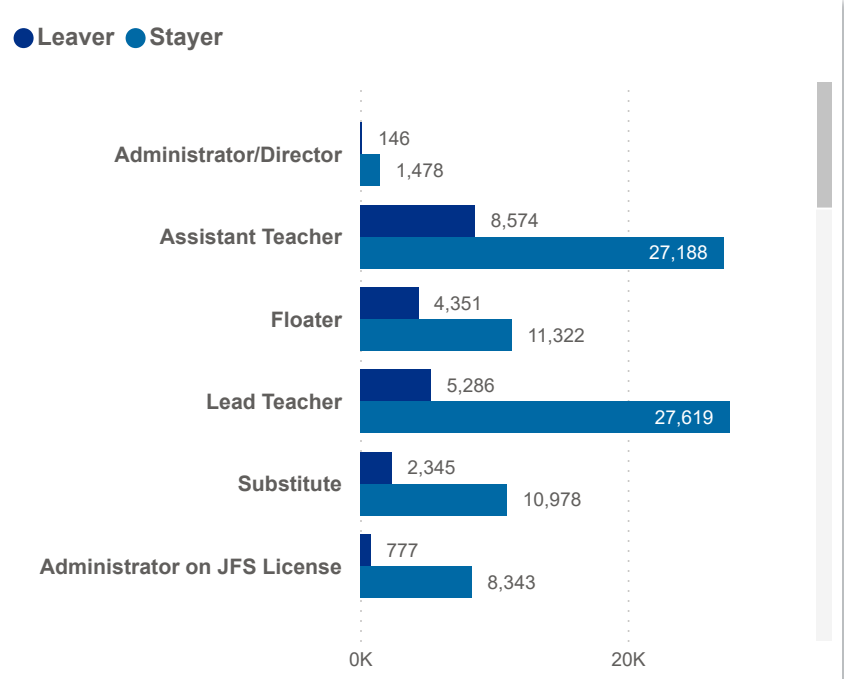
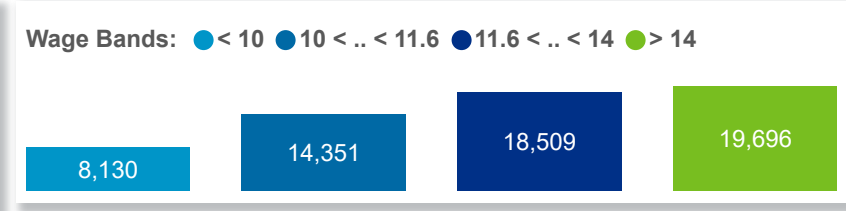
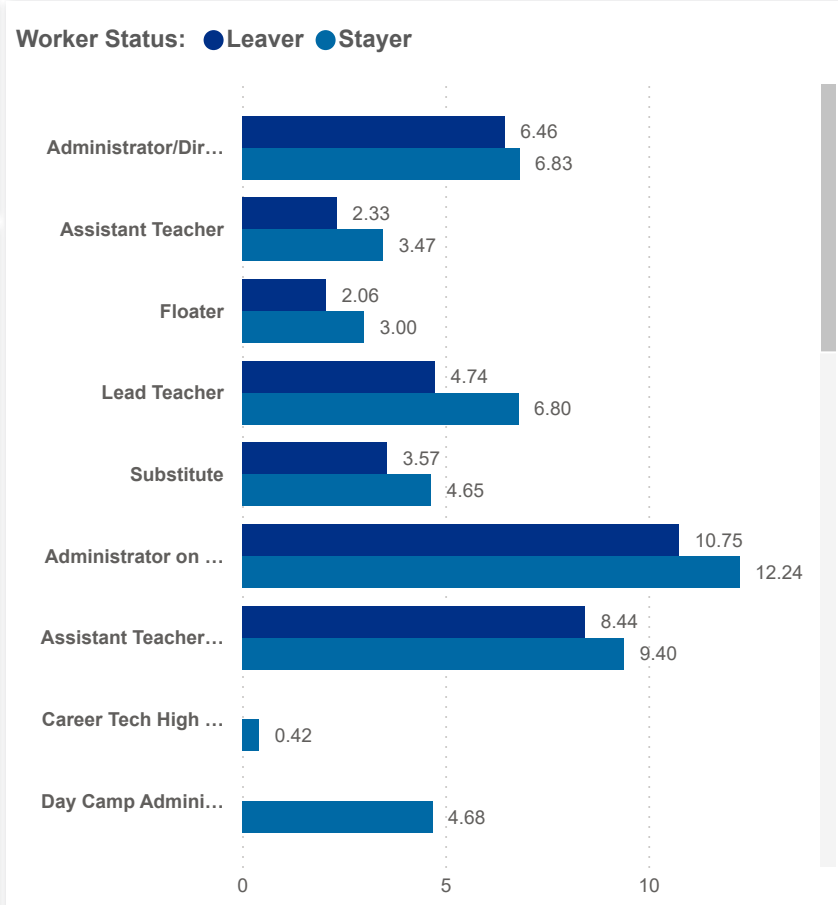



Date: Program Type:
 Job Title: Teacher Age Group: Education: TEACH Status:

Date: Position Type:
 SUTQ Rating: Total Duration: Center Type: Publicly Funded: POWER Status:

SDA>County: Beale Code: Student Age Group: POWER Levels:

NUMBER OF WORKERS		AVG ECE DURATION (In Years)		HOURLY WAGE BANDS (USD)	
TOTAL LEAVER	TOTAL STAYER	LEAVER	STAYER	LEAVER (Hourly Wage MED)	STAYER (Hourly Wage MED)
25,706	112,883	3.51	5.50	14.00	15.00





Date: Program Type:
 Job Title: Teacher Age Group: Education: TEACH Status:

Date: Position Type:
 SUTQ Rating: Total Duration: Center Type: Publicly Funded: POWER Status:

SDA>County: Beale Code: Student Age Group: POWER Levels:

NUMBER OF WORKERS

AVG ECE DURATION (In Years)

HOURLY WAGE BANDS (USD)

LEAVER

STAYER

18.55%

81.45%

LEAVER

STAYER

3.51

5.50

LEAVER (Hourly Wage MED)

STAYER (Hourly Wage MED)

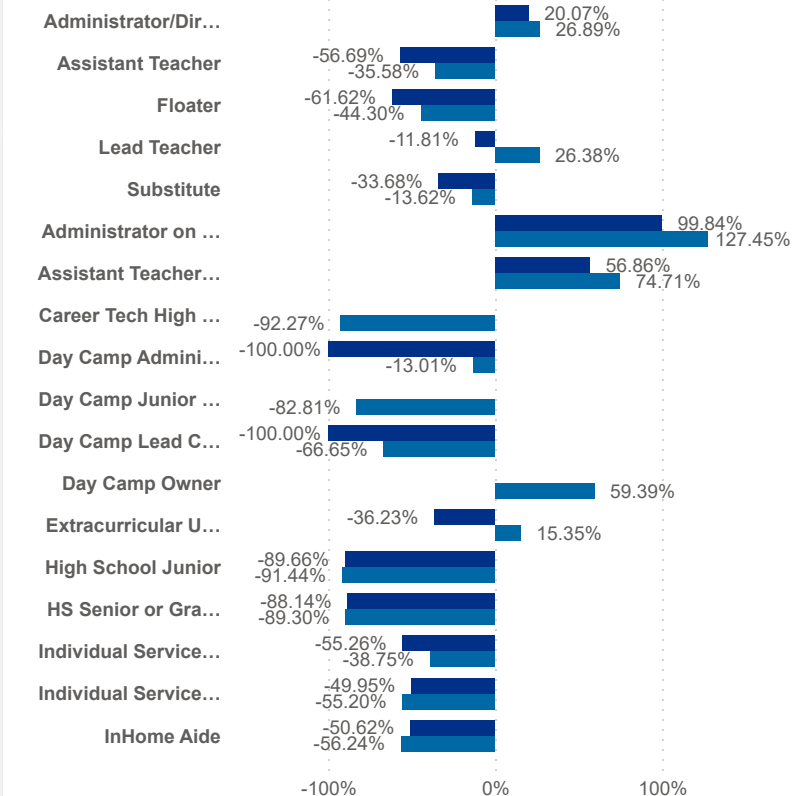
14.00

15.00

● Leaver % ● Stayer %



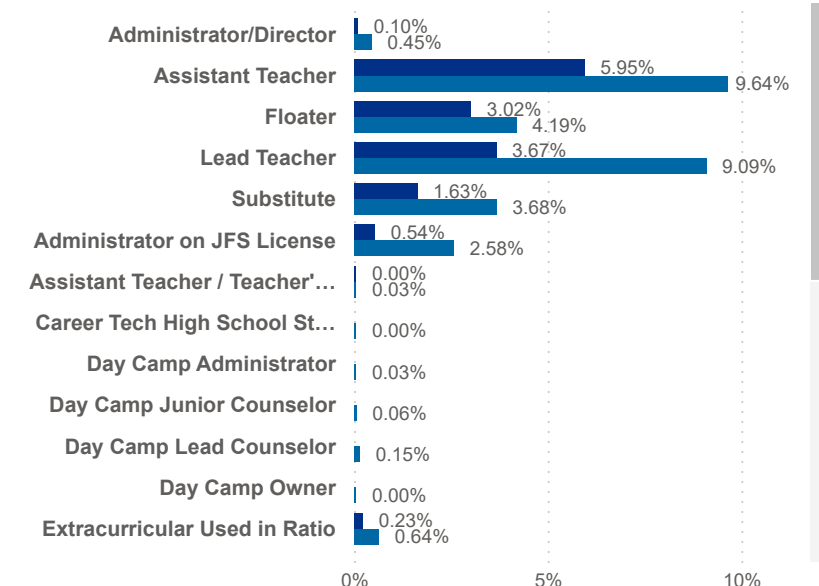
Worker Status: ● Leaver ● Stayer



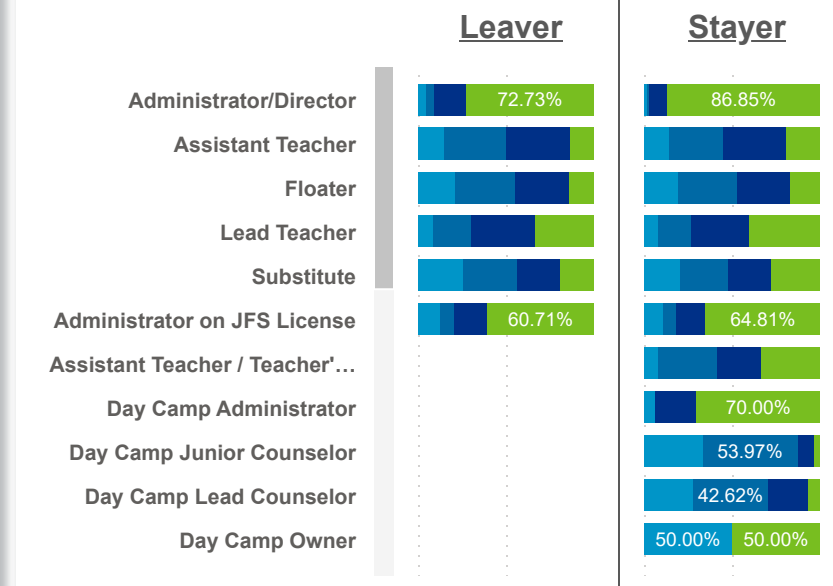
Wage Bands: ● < 10 ● 10 < .. < 11.6 ● 11.6 < .. < 14 ● > 14



Worker Status: ● Leaver ● Stayer



Wage Bands: ● < 10 ● 10 < .. < 11.6 ● 11.6 < .. < 14 ● > 14





Date: Program Type:
 Job Title: Teacher Age Group: Education: TEACH Status:

Date: Position Type:
 SUTQ Rating: Total Duration: Center Type: Publicly Funded: POWER Status:

SDA>County: Beale Code: Student Age Group: POWER Levels:

LEAVER (Avg Career Duration)

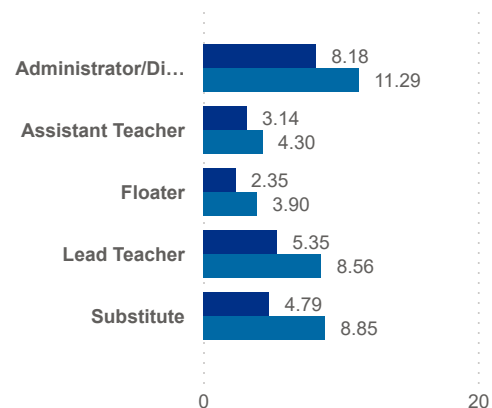
5.03

STAYER (Avg Career Duration)

9.31

Avg Career Duration by Job Title

Worker Status: ● Leaver ● Stayer



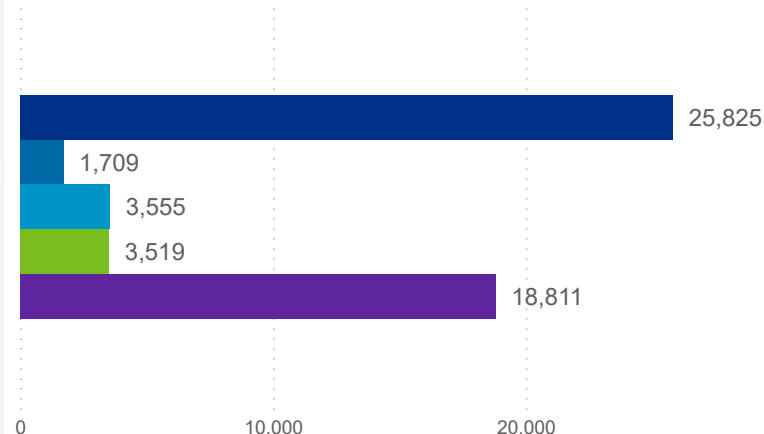
County	Job Title	Longest Serving Profile	\$ / hr	Seniority	Workload	Star Rating (m)
Adams	Administrator/Director	1.37		Early	6.00	
Allen	Administrator/Director	2.13		Early	20.25	
Ashland	Administrator/Director	2.55		Early	12.80	
Ashtabula	Administrator/Director	1.16		Early	8.25	
Athens	Administrator/Director	3.45		Early	4.00	
Auglaize	Administrator/Director	0.92		Early	12.00	
Belmont	Administrator/Director	1.43		Early	4.79	
Brown	Administrator/Director	1.37		Early	4.86	
Butler	Administrator/Director	1.80		Early	5.40	
Carroll	Administrator/Director	0.95		Early	10.40	
Champaign	Administrator/Director	1.70		Early	10.87	

TOTAL STAYER

112,883

Turnover Reasons

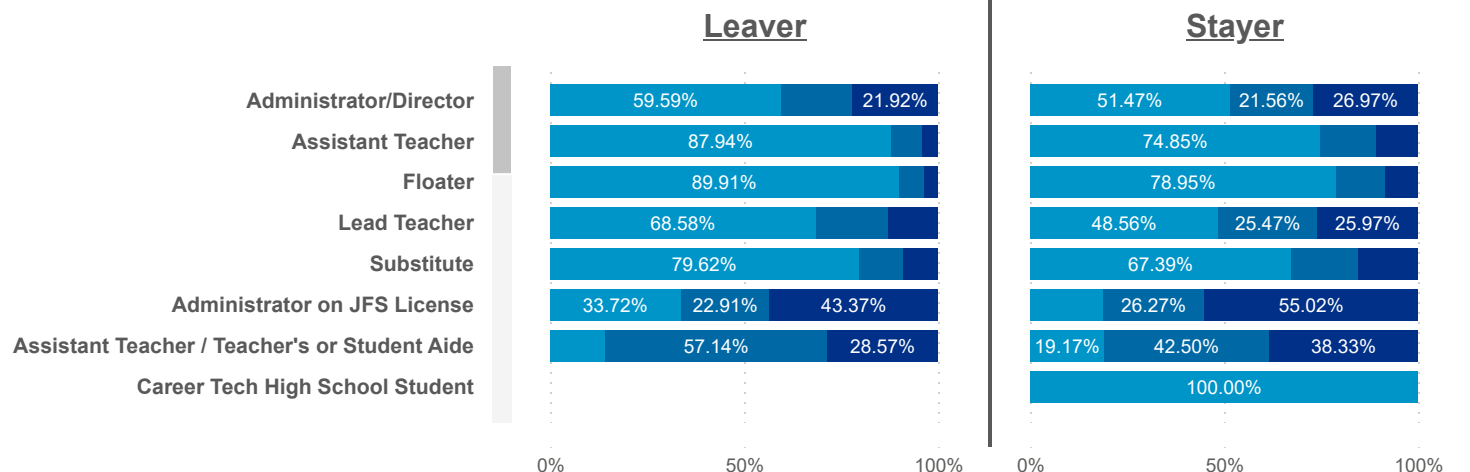
● Churn ● Internal ● Promotion ● Seasonal ● Transfer



STAYER (Promotion)

3,555

Seniority: ● Early ● Mid ● Senior





Date: Program Type:
 Job Title: Teacher Age Group: Education: TEACH Status:

Date: Position Type:
 SUTQ Rating: Total Duration: Center Type: Publicly Funded: POWER Status:

SDA>County: Beale Code: Student Age Group: POWER Levels:

LEAVER (Avg Career Duration)

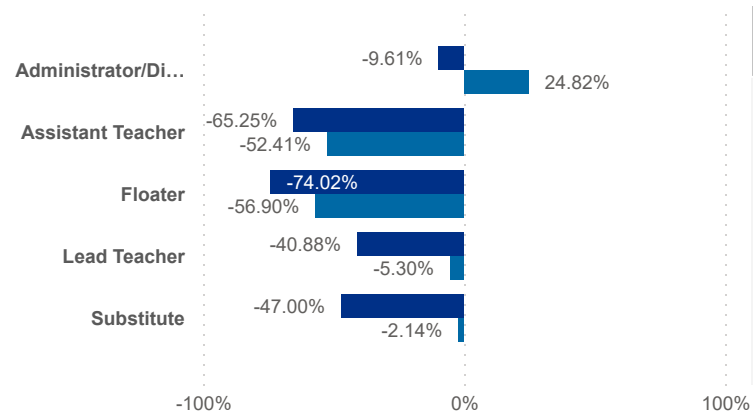
5.03

STAYER (Avg Career Duration)

9.31

Avg Career Duration by Job Title vs Mean

Worker Status: ● Leaver ● Stayer



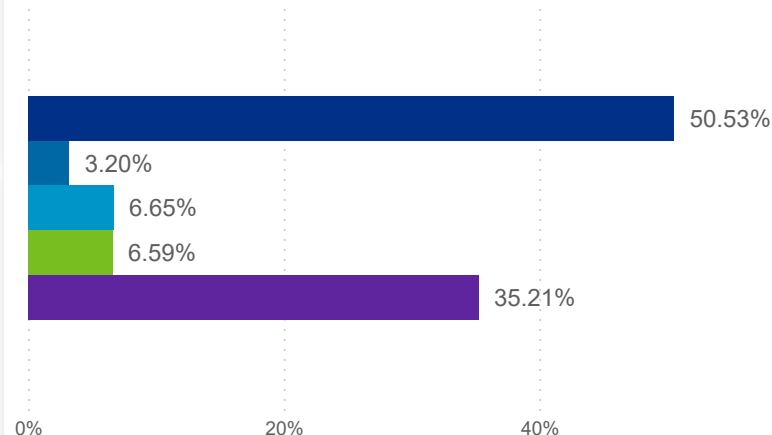
County	Job Title	Longest Serving Profile	\$ / hr	Seniority	Workload	Star Rating (mean)
Guernsey	Assistant Teacher	0.00	12.75	Early	4.71	3.0
Hamilton	Assistant Teacher	0.00	16.35	Early	10.61	3.0
Lake	Assistant Teacher	0.00	16.81	Early	8.43	3.0
Knox	Assistant Teacher	0.00	15.00	Senior	9.00	3.0
Shelby	Floater	0.00	14.00	Early	3.33	1.0
Lucas	Floater	0.00	11.00	Mid	6.44	3.0
Auglaize	Floater	0.00	15.00	Mid	5.88	0.0
Ashtabula	Floater	0.00	12.23	Senior	88.25	0.0
Highland	Lead Teacher	0.00	11.00	Early	3.35	1.0
Clermont	Lead Teacher	0.00	20.00	Early	7.60	0.0
Medina	Lead Teacher	0.00	25.00	Mid	19.83	3.0

TOTAL STAYER

112,883

Turnover Reasons

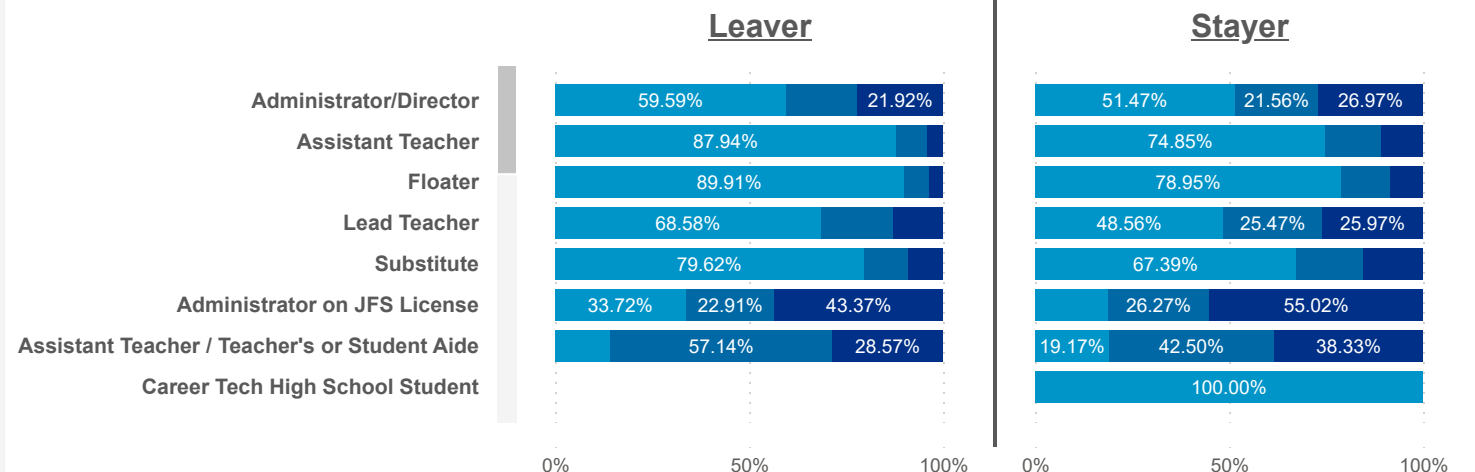
● Churn ● Internal ● Promotion ● Seasonal ● Transfer



STAYER (Promotion)

3,555

Seniority: ● Early ● Mid ● Senior





Date: Program Type:
 Job Title: Teacher Age Group: Education: TEACH Status:

Date: Position Type:
 SUTQ Rating: Total Duration: Center Type: Publicly Funded: POWER Status:

SDA>County: Total Duration: Beale Code: Student Age Group: POWER Levels:

PAY MEDIAN (USD)

LEAVER

14.00

STAYER

15.00

Worker Status: ● Leaver ● Stayer



PAY PROGRESSION (USD)

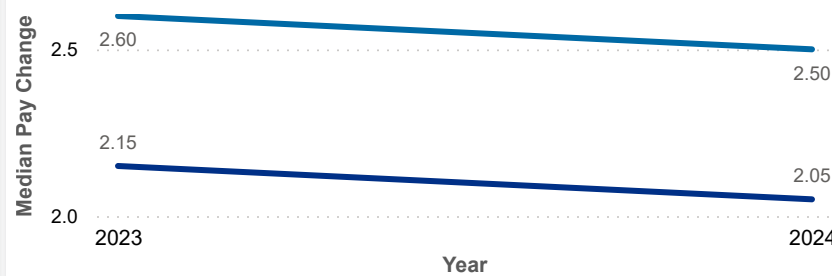
LEAVER

0.52

STAYER

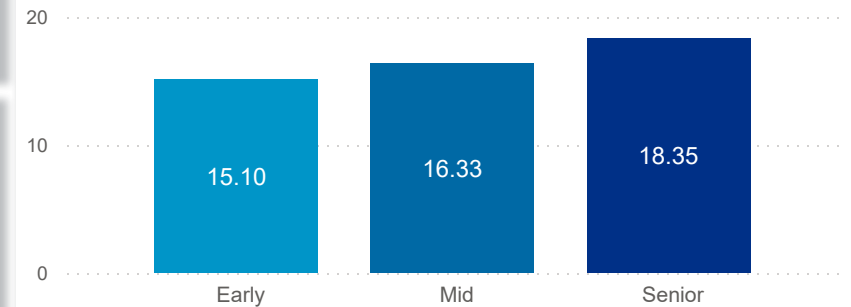
0.73

Worker Status: ● Leaver ● Stayer



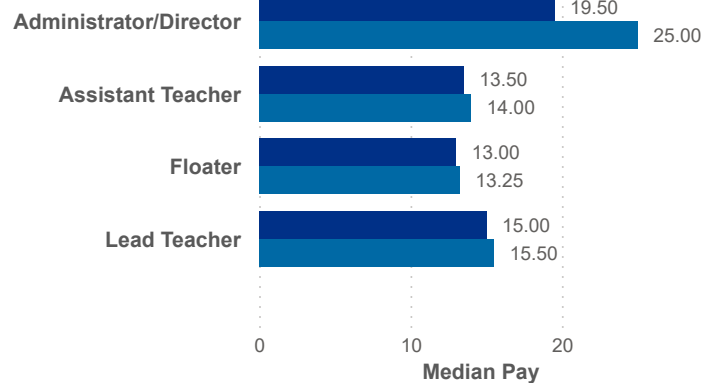
PAY & CAREER SENIORITY (USD)

Seniority: ● Early ● Mid ● Senior

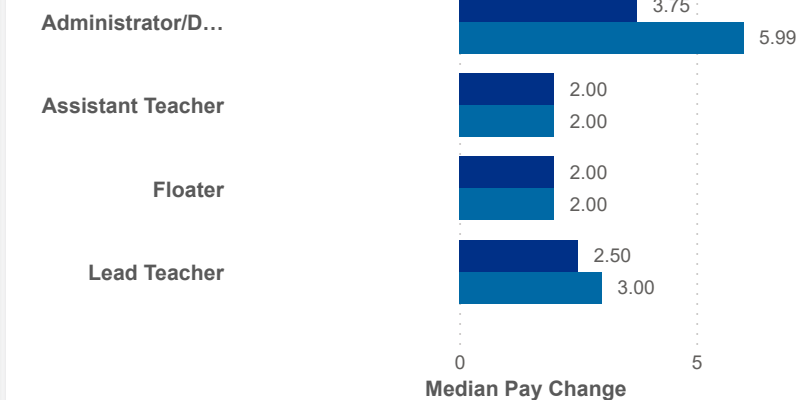


Seniority: ● Early ● Mid ● Senior

Worker Status: ● Leaver ● Stayer

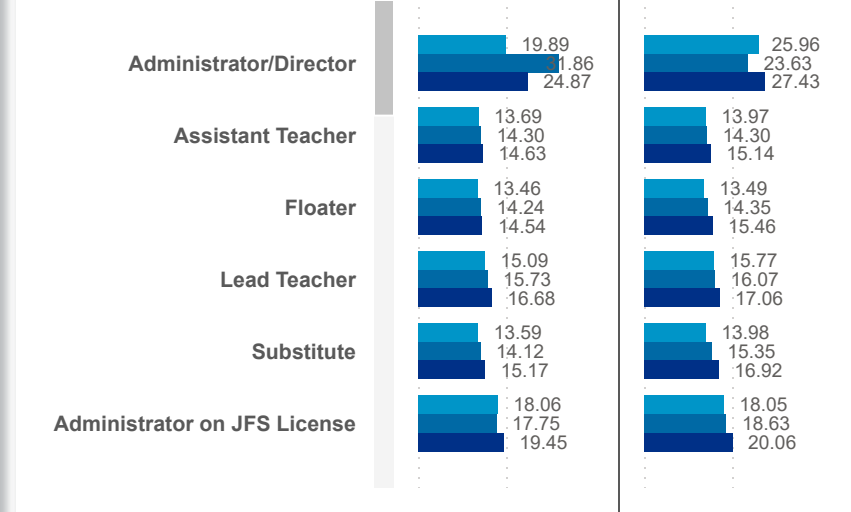


Worker Status: ● Leaver ● Stayer



Leaver

Stayer





Date: 202307 | Program Type: Multiple select... | Job Title: All | Teacher Age Group: All | Education: All | TEACH Status: All
 202406 | Position Type: All | SUTQ Rating: All | Total Duration: 0.00 | Center Type: Multiple select... | Publicly Funded: All | TEACH Models: All
 SDA>County: All | Total Duration: 100.00 | Beale Code: All | Student Age Group: All | POWER Status: All
 POWER Levels: All

PAY MEDIAN (USD)

LEAVER

14.00

STAYER

15.00

PAY PROGRESSION (USD)

LEAVER

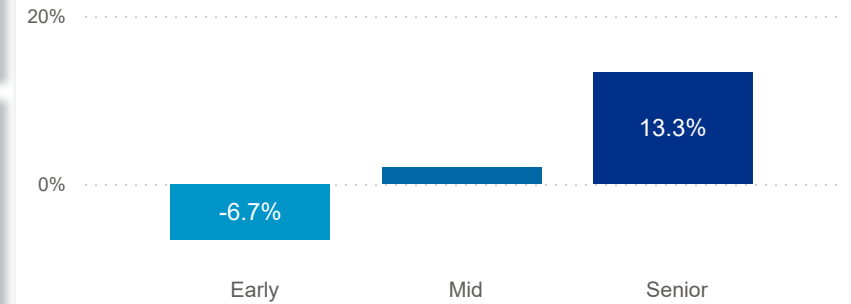
0.52

STAYER

0.73

PAY & CAREER SENIORITY (USD)

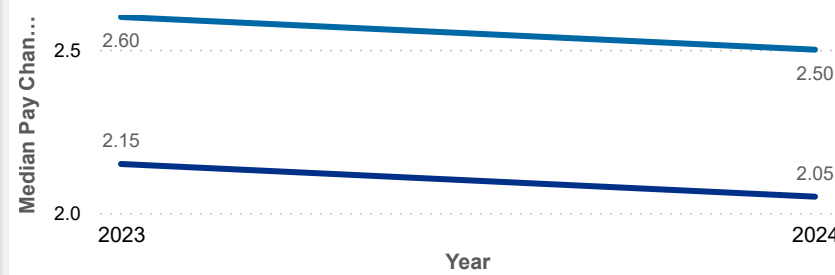
Seniority: ● Early ● Mid ● Senior



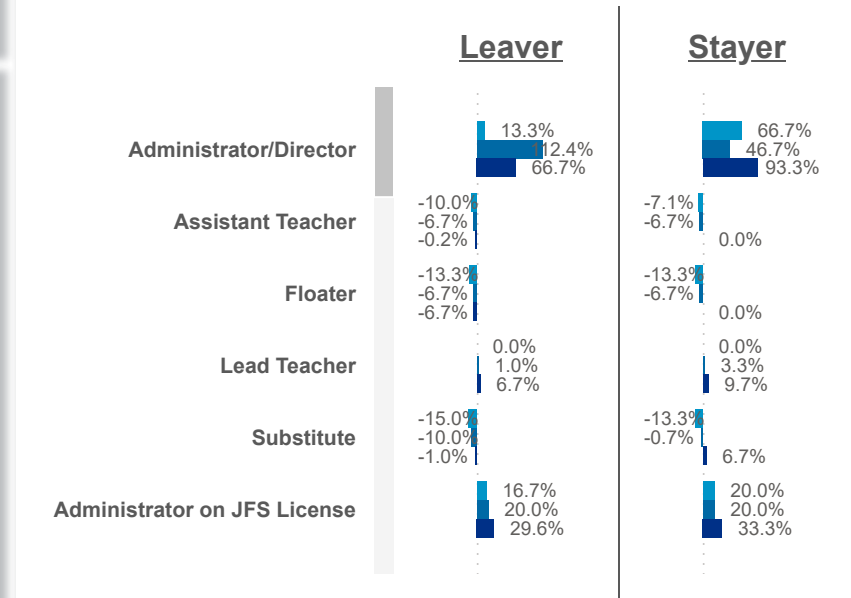
Worker Status: ● Leaver ● Stayer



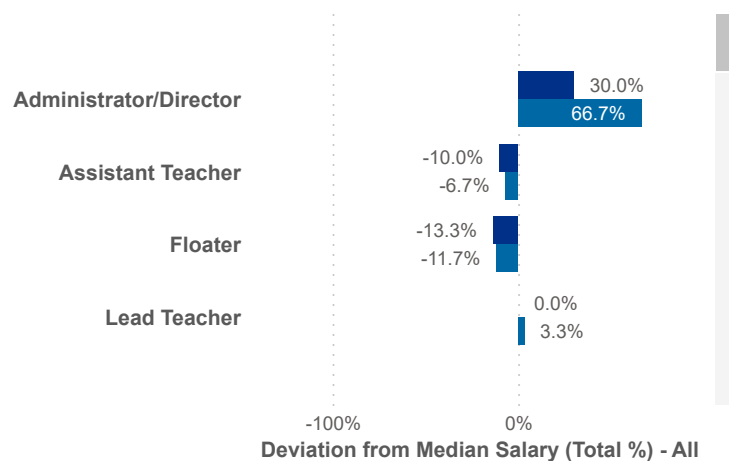
Worker Status: ● Leaver ● Stayer



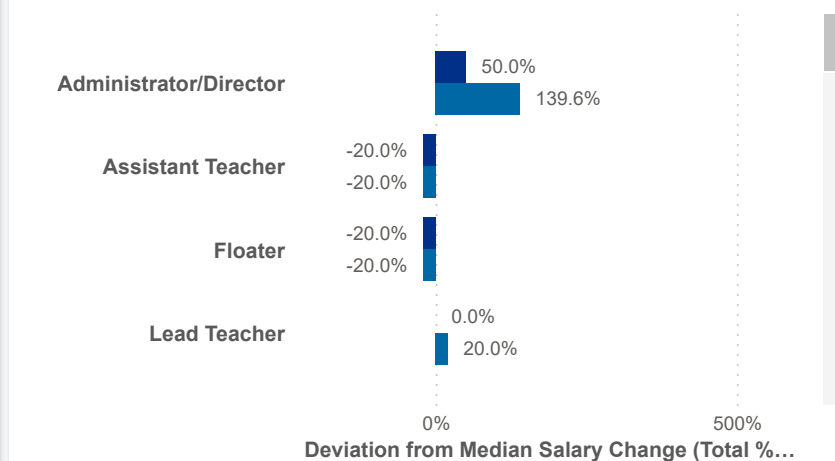
Seniority: ● Early ● Mid ● Senior



Worker Status: ● Leaver ● Stayer



Worker Status: ● Leaver ● Stayer





Date: Program Type:
 Job Title: Teacher Age Group: Education: TEACH Status:

Position Type:
 SUTQ Rating: Total Duration:
 Center Type: Publicly Funded: POWER Status:

SDA>County:
 Beale Code: Student Age Group: POWER Levels:

Workload Median (Total)

5.60

Workload Median (Leaver)

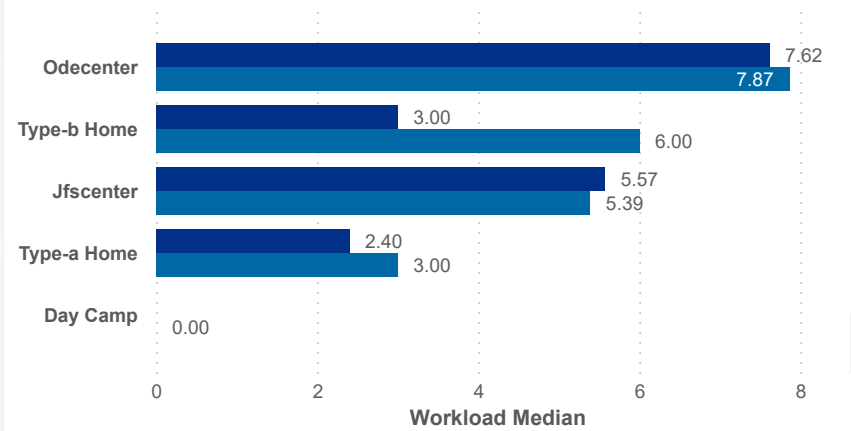
5.65

Workload Median (Stayer)

5.60

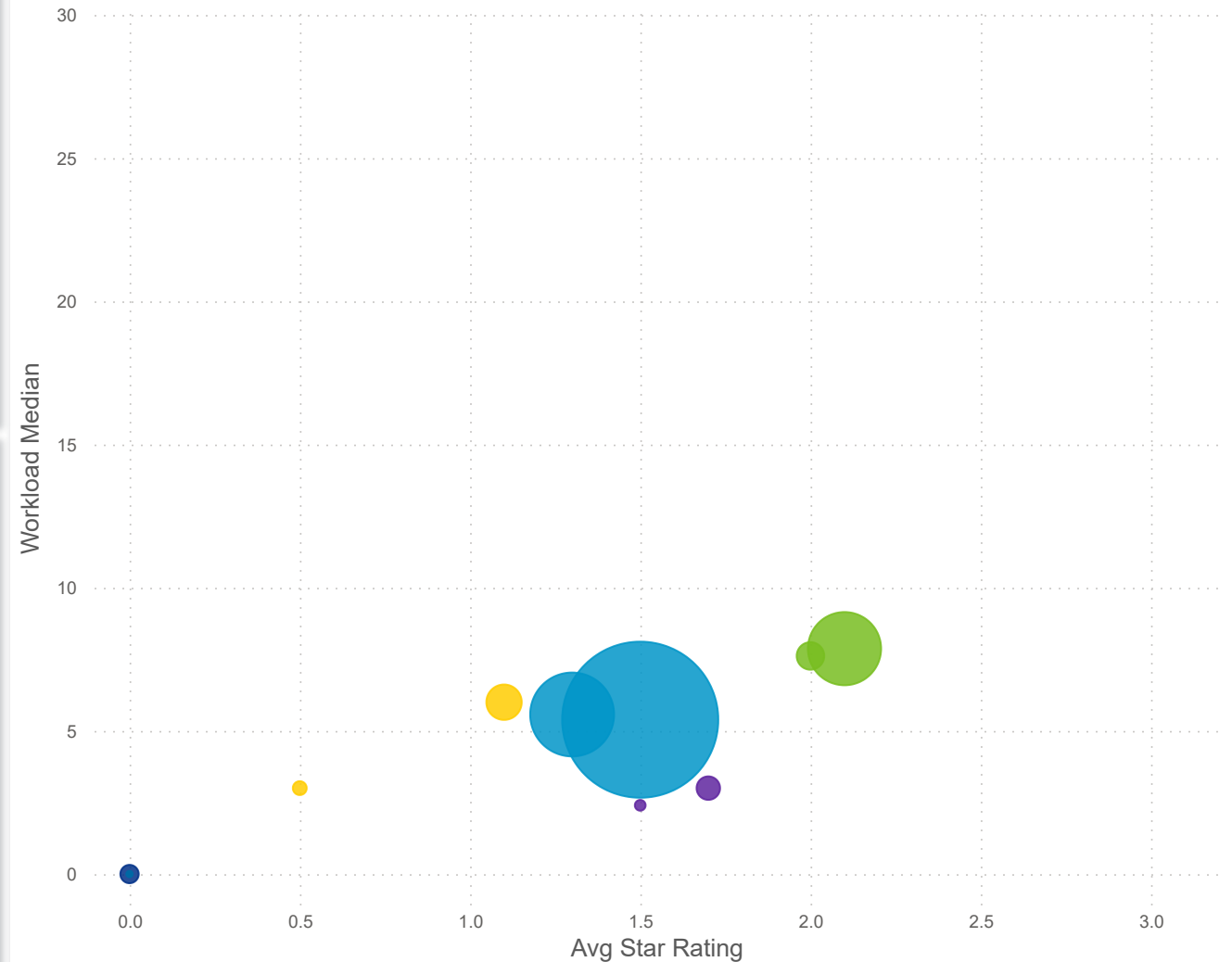
Workload Median

Worker status ● Leaver ● Stayer



Star Rating Mean, Workload Median, and Number of Users by Worker Status and Center Type

Center Type: ● Day Camp ● Inhome Aide ● Jfscenter ● Odecenter ● Type-a Home ● Type-b Home



Star Rating Mean (Total)

1.5

Star Rating Mean (Leaver)

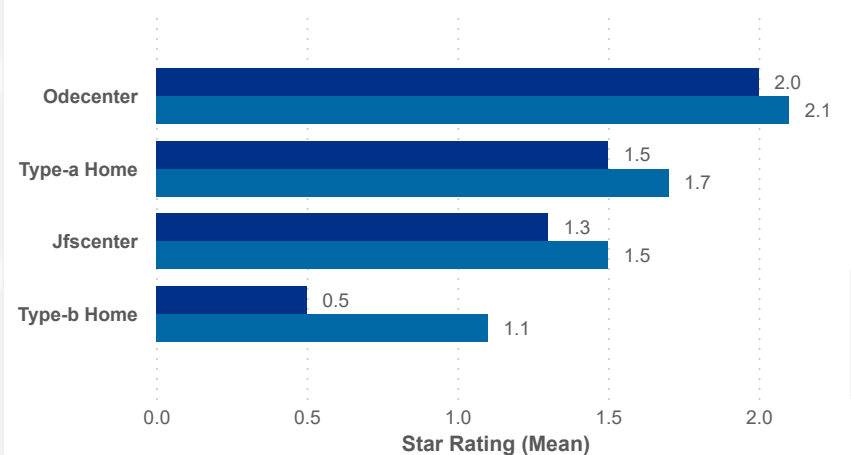
1.4

Star Rating Mean (Stayer)

1.5

Star Rating Mean

Worker status ● Leaver ● Stayer





Date: Program Type:
 Job Title: Teacher Age Group: Education: TEACH Status:

Date: Position Type:
 Beale Code: Student Age Group: Credential: TEACH Models:

SDA>County: STUQ Rating: Total Duration:
 Center Type: Publicly Funded: POWER Status:

Total Duration: Beale Code: Student Age Group: POWER Levels:

Workload Median (Total)

5.60

Workload Median (Leaver)

5.65

Workload Median (Stayer)

5.60

Star Rating Mean (Total)

1.5

Star Rating Mean (Leaver)

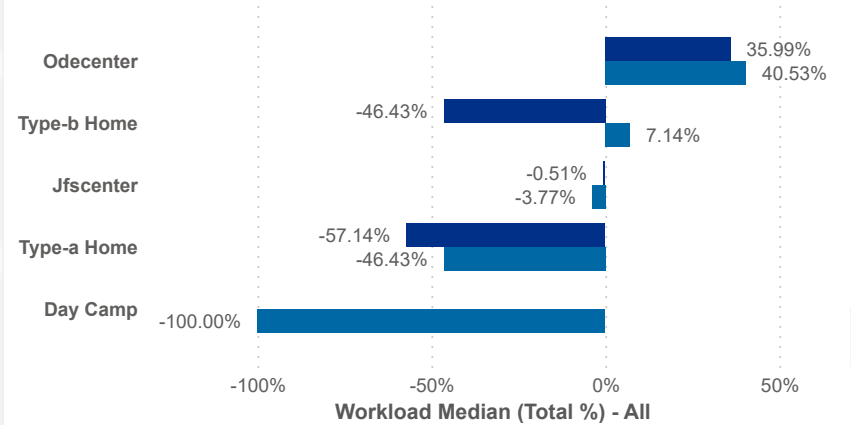
1.4

Star Rating Mean (Stayer)

1.5

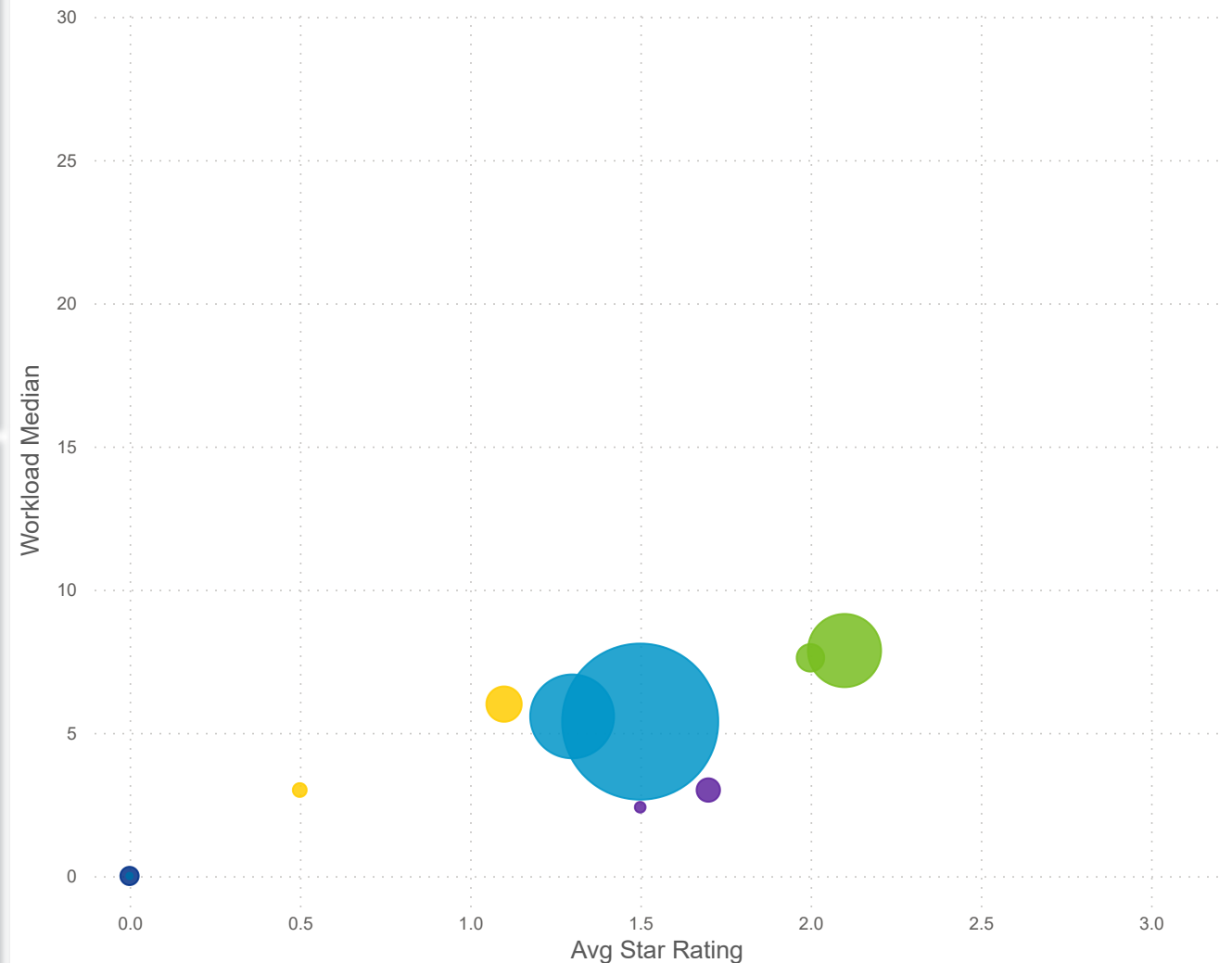
Workload Median (Total %)

Worker status ● Leaver ● Stayer



Star Rating Mean, Workload Median, and Number of Users by Worker Status and Center Type

Center Type: ● Day Camp ● Inhome Aide ● Jfscenter ● Odecenter ● Type-a Home ● Type-b Home





Date: 202307 | Program Type: Multiple select... | Job Title: All | Teacher Age Group: All | Education: All | TEACH Status: All

202406 | Position Type: All | SUTQ Rating: All | Total Duration: 0.00 | Center Type: Multiple select... | Publicly Funded: All | TEACH Models: All

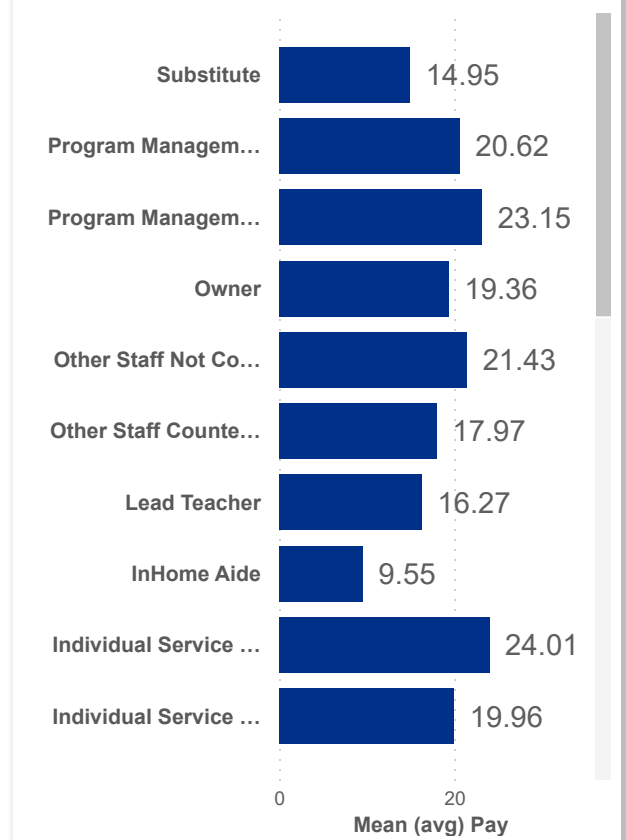
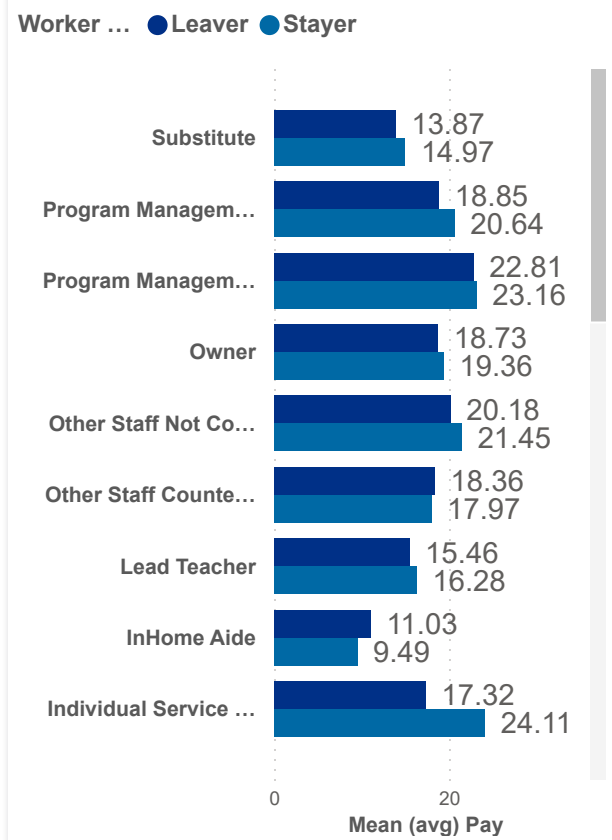
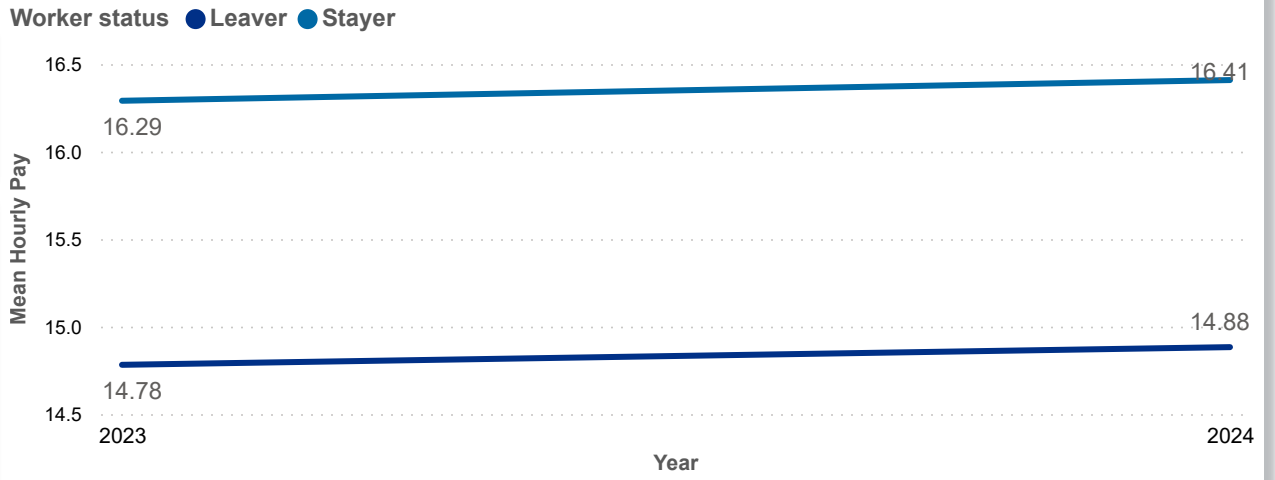
SDA>County: All | Total Duration: 100.00 | Beale Code: All | Student Age Group: All | POWER Status: All

POWER Levels: All

PAY MEAN (USD)

LEAVER	STAYER	COMBINED
14.82	16.35	16.32

Salary Mean by Year and Worker Status



Combined Salary Mean by Year and Worker Status

