



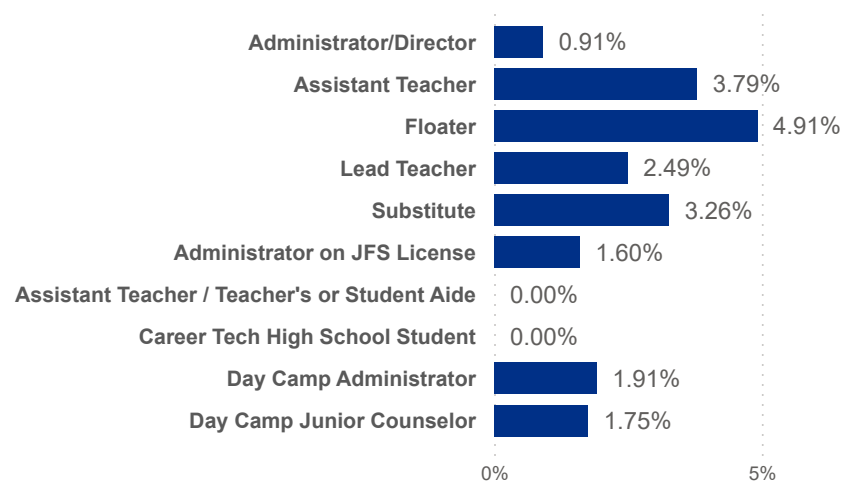
Date: Program Type:
 Job Title: Teacher Age Group: Education: TEACH Status:

Date: Position Type:
 Beale Code: Student Age Group: TEACH Models:

SDA>County: SUTQ Rating: Total Duration: Center Type: Publicly Funded: POWER Status:

Beale Code: Student Age Group: POWER Levels:

Avg Monthly Turnover Rates by Job Title



Avg Monthly Turnover

2.95%

Adjusted Workers

95,094

Total Leaver

5,381

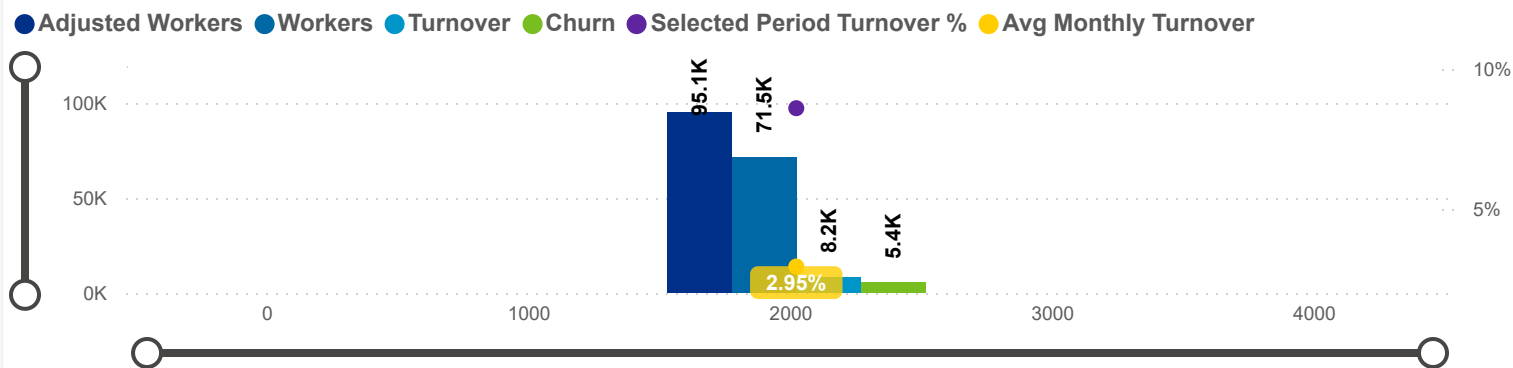
Total Stayer

89,713

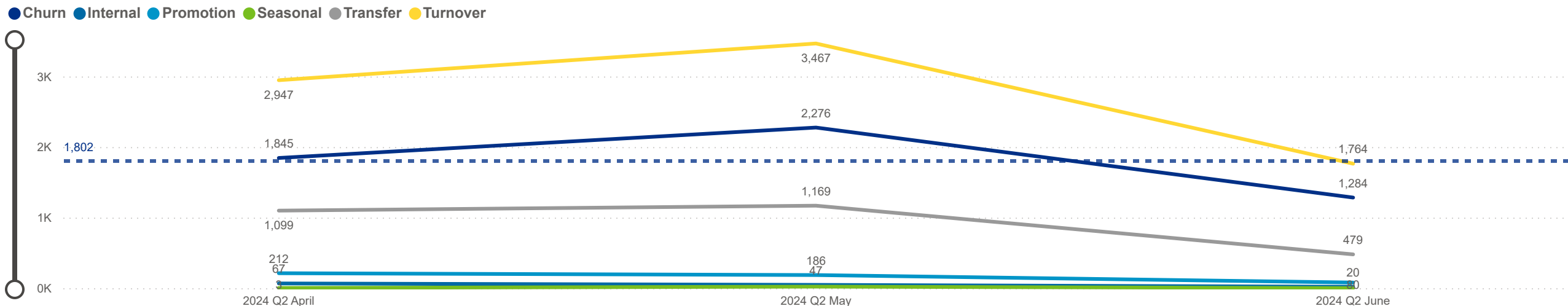
Sel Period Turnover

8.60%

Avg Monthly Turnover and Number of Workers



Categorization by Time Series

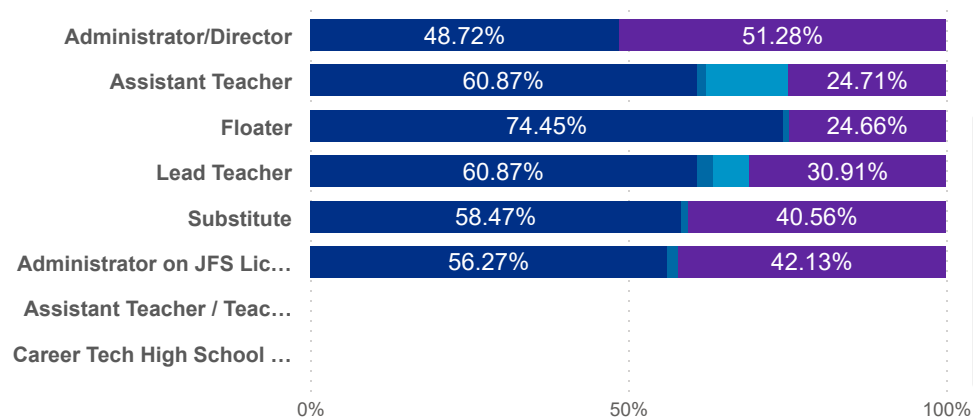




Date: Program Type: Job Title: Teacher Age Group: Education: TEACH Status:
 Position Type: Credential: TEACH Models:
 SDA>County: SUTQ Rating: Total Duration: Center Type: Publicly Funded: POWER Status:
 Beale Code: Student Age Group: POWER Levels:

Job Change Reasons by Job Title

● Churn ● Internal ● Promotion ● Seasonal ● Transfer



Avg Monthly Churn

1.95%

Adjusted Workers

95,094

Workload Median

5.43

Pay Median USD / hr

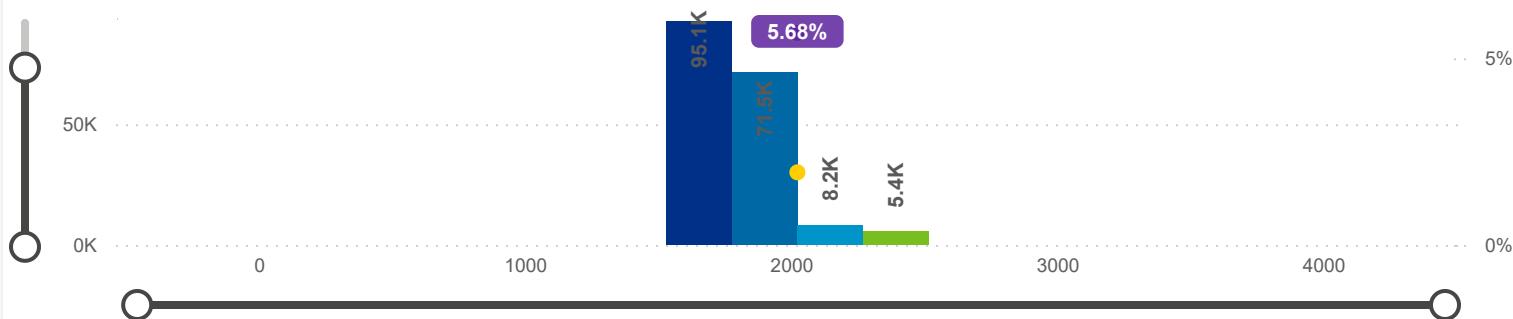
15.00

Avg ECE Duration

6.24

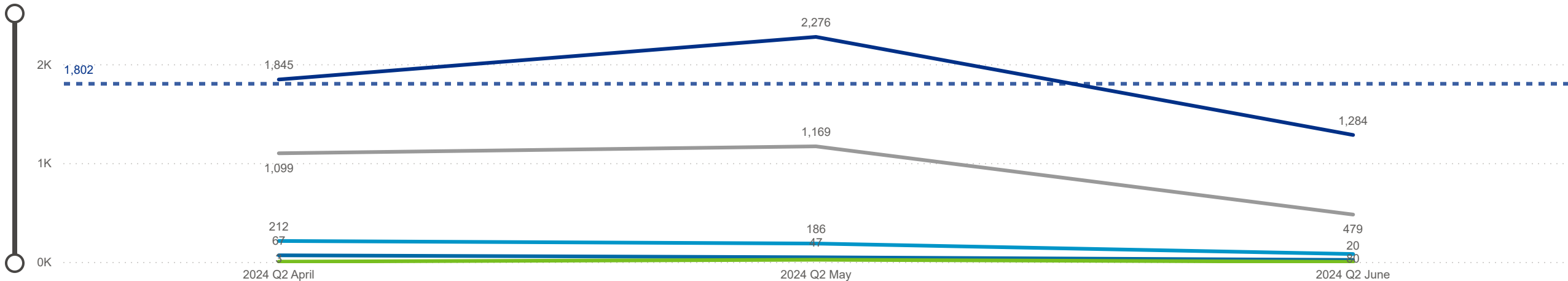
Avg Monthly Churn and Number of Workers

● Adjusted Workers ● Workers ● Turnover ● Churn ● Selected Period Churn % ● Avg Monthly Churn



Categorization by Time Series

● Churn ● Internal ● Promotion ● Seasonal ● Transfer



Date: 202404 | Program Type: Multiple select... | Job Title: All | Teacher Age Group: All | Education: All | TEACH Status: All
 202406 | Position Type: All | SUTQ Rating: All | Total Duration: 0.00 | Center Type: Multiple select... | Publicly Funded: All | POWER Status: All
 SDA>County: All | Beale Code: All | Student Age Group: All | POWER Levels: All

Low Leaver % | High Leaver %

ADJUSTED WORKERS

95,094

TOTAL LEAVER

5,381

TOTAL STAYER

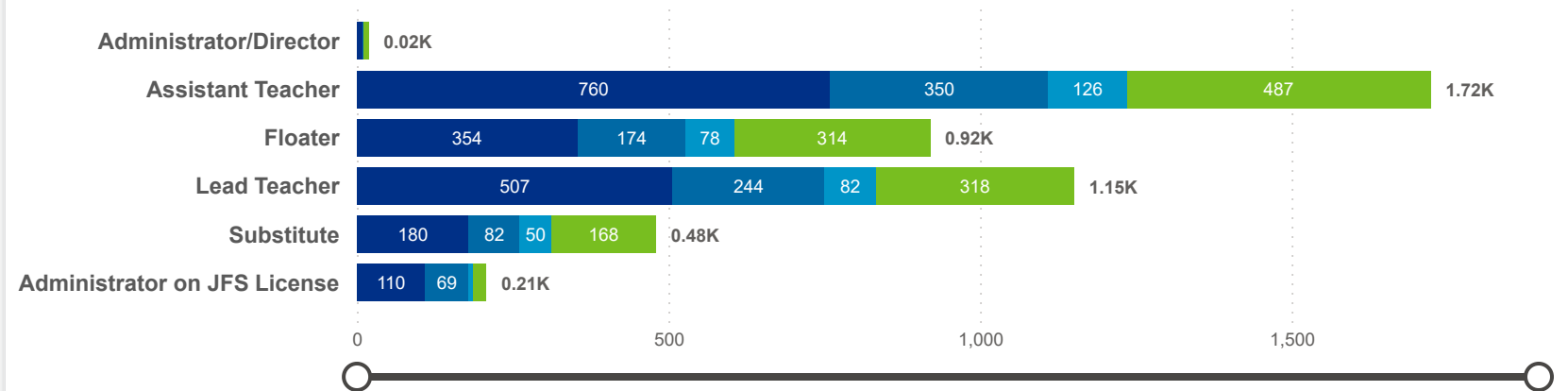
89,713

SELECTED PERIOD CHURN %

5.66%

Leaver by Job Title and Star Rating

SUTQ Rating (1=Br; 2=Sil; 3=Gld) ● 0 ● 1 ● 2 ● 3



To display Azure Maps visuals, sign in.

County	Adjusted Workers	Workers	Workers %	Total Leaver	Total Stayer	Selected Period Churn %	Stayer %	Avg Monthly Churn	Selected Period Turnover %	Avg Monthly Turnover	Workload Median	Avg Star Rating
Franklin OH	15,724	11,832	16.55%	943	14,781	6.00%	94.00%	2.08%	10.19%	3.53%	4.96	1.1
Cuyahoga OH	11,940	8,788	12.30%	520	11,420	4.36%	95.64%	1.49%	7.71%	2.63%	5.71	1.8
Hamilton OH	9,272	7,176	10.04%	447	8,825	4.82%	95.18%	1.65%	7.98%	2.72%	5.61	1.4
Montgomery OH	4,535	3,479	4.87%	271	4,264	5.98%	94.02%	2.03%	8.31%	2.83%	5.83	2.0
Summit OH	4,650	3,436	4.81%	260	4,390	5.59%	94.41%	1.91%	8.75%	2.99%	5.26	1.9
Greene OH	1,250	1,085	1.52%	191	1,059	15.28%	84.72%	5.62%	17.20%	6.33%	5.83	1.4
Delaware OH	2,398	1,934	2.71%	174	2,224	7.26%	92.74%	2.50%	10.01%	3.44%	5.61	0.6
Lucas OH	3,616	2,741	3.84%	163	3,453	4.51%	95.49%	1.53%	6.28%	2.12%	6.00	1.8
Athens OH	622	531	0.74%	161	461	25.88%	74.12%	9.75%	31.99%	11.98%	2.79	1.1
Mahoning OH	2,545	1,621	2.27%	147	2,398	5.78%	94.22%	1.97%	8.45%	2.88%	3.88	2.0
Total	95,094	71,472	100.00%	5,381	89,713	5.66%	94.34%	1.95%	8.60%	2.95%	5.43	1.6

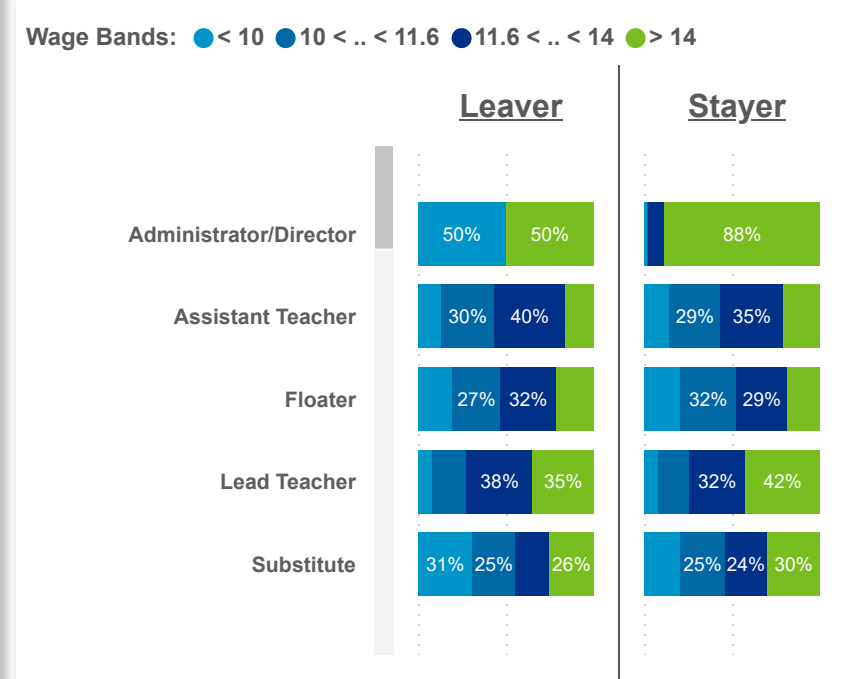
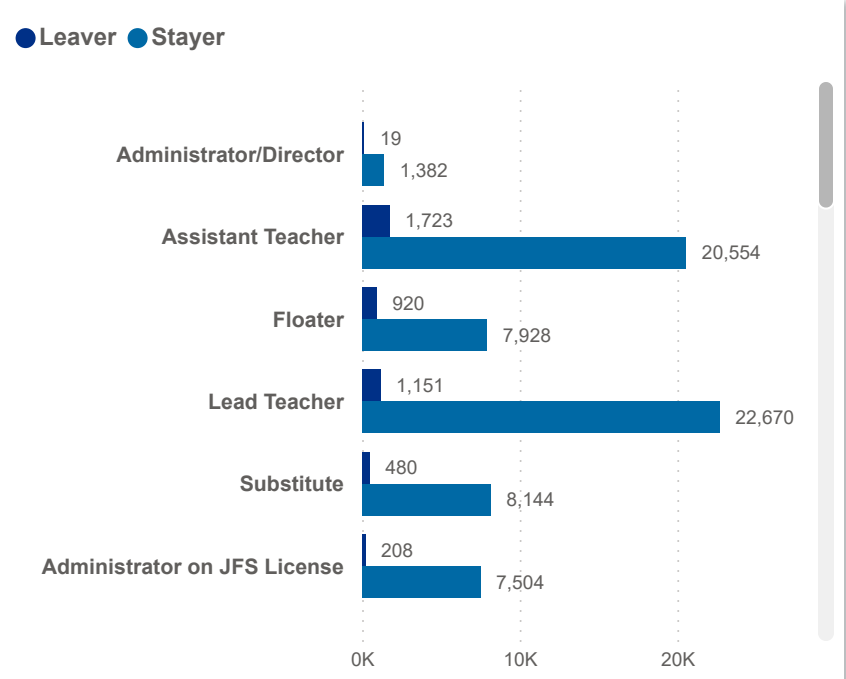
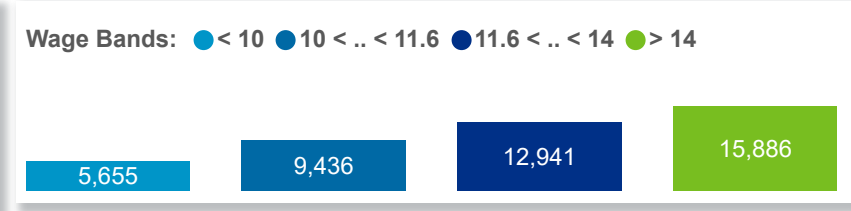
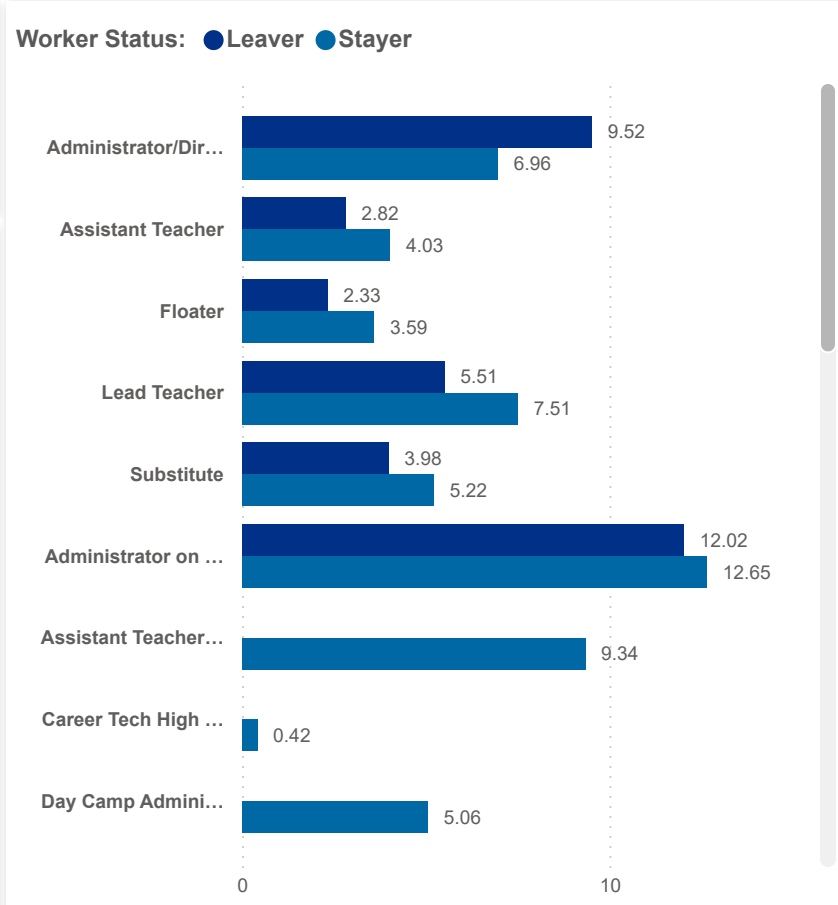



Date: Program Type:
 Job Title: Teacher Age Group: Education: TEACH Status:

Date: Position Type:
 SUTQ Rating: Total Duration: Center Type: Publicly Funded: POWER Status:

SDA>County: Beale Code: Student Age Group: POWER Levels:

NUMBER OF WORKERS		AVG ECE DURATION (In Years)		HOURLY WAGE BANDS (USD)	
TOTAL LEAVER	TOTAL STAYER	LEAVER	STAYER	LEAVER (Hourly Wage MED)	STAYER (Hourly Wage MED)
5,381	89,713	4.13	6.30	14.58	15.00





Date: Program Type:
 Job Title: Teacher Age Group: Education: TEACH Status:

Date: Position Type:
 SUTQ Rating: Total Duration: Center Type: Publicly Funded: POWER Status:

SDA>County: Beale Code: Student Age Group: POWER Levels:

NUMBER OF WORKERS

AVG ECE DURATION (In Years)

HOURLY WAGE BANDS (USD)

LEAVER

STAYER

5.66%

94.34%

4.13

6.30

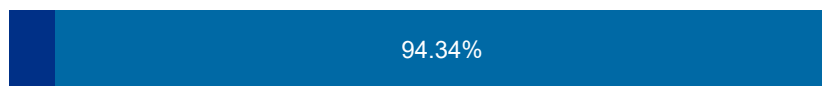
LEAVER (Hourly Wage MED)

STAYER (Hourly Wage MED)

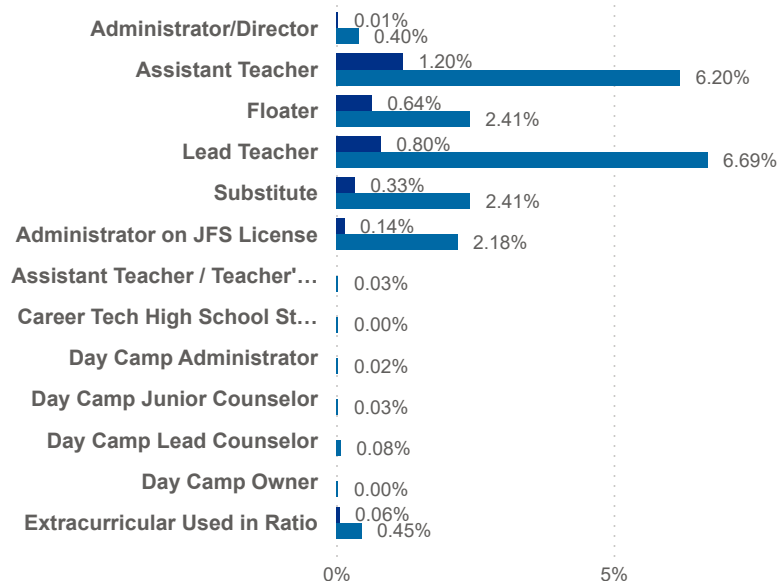
14.58

15.00

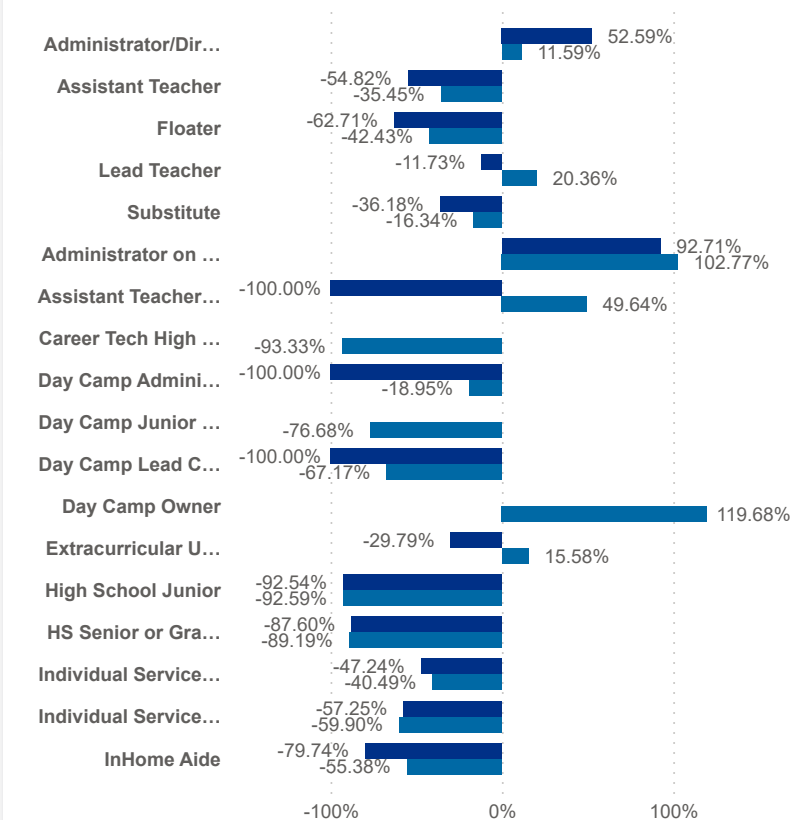
● Leaver % ● Stayer %



Worker Status: ● Leaver ● Stayer



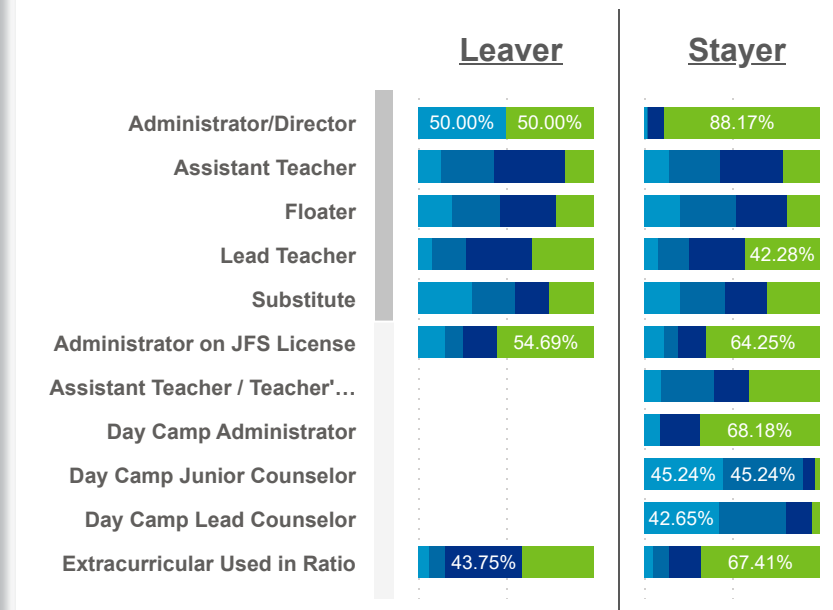
Worker Status: ● Leaver ● Stayer



Wage Bands: ● < 10 ● 10 < .. < 11.6 ● 11.6 < .. < 14 ● > 14



Wage Bands: ● < 10 ● 10 < .. < 11.6 ● 11.6 < .. < 14 ● > 14





Date: Program Type:
 Job Title: Teacher Age Group: Education: TEACH Status:

Date: Position Type:
 SUTQ Rating: Total Duration: Center Type: Publicly Funded: POWER Status:

SDA>County: Beale Code: Student Age Group: POWER Levels:

LEAVER (Avg Career Duration)

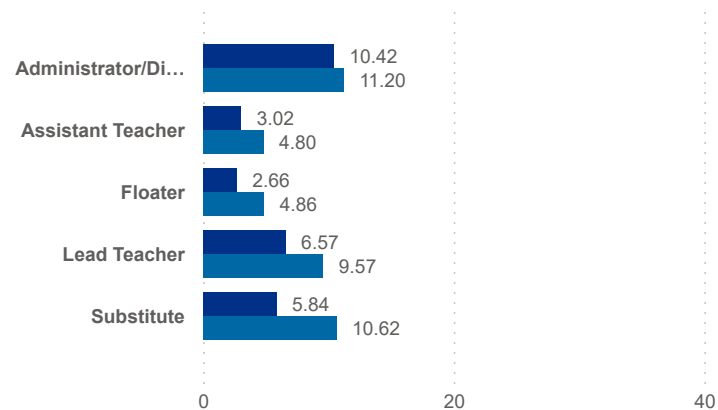
5.66

STAYER (Avg Career Duration)

10.75

Avg Career Duration by Job Title

Worker Status: ● Leaver ● Stayer



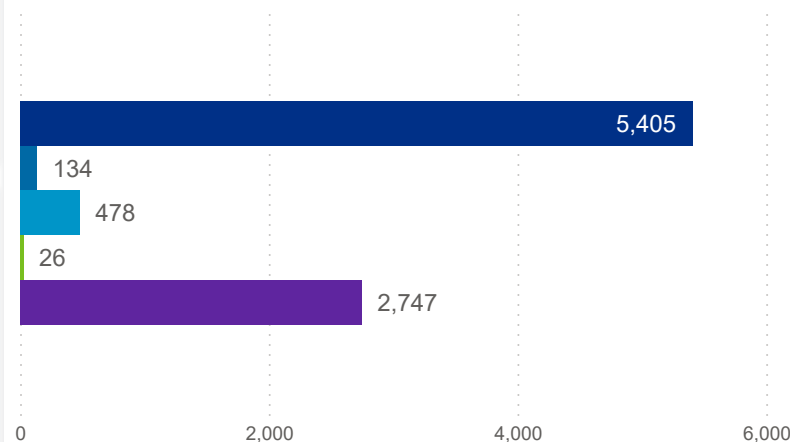
County	Job Title	Longest Serving Profile	\$ / hr	Seniority	Workload	Star Rating (m)
Adams	Administrator/Director	1.75		Early	5.69	
Allen	Administrator/Director	2.75		Early	20.25	
Ashland	Administrator/Director	2.78		Early	12.80	
Ashtabula	Administrator/Director	1.41		Early	6.60	
Athens	Administrator/Director	3.95		Early	3.89	
Auglaize	Administrator/Director	1.26		Early	14.75	
Belmont	Administrator/Director	1.96		Early	4.79	
Brown	Administrator/Director	1.75		Early	4.44	
Butler	Administrator/Director	1.85		Early	5.34	
Carroll	Administrator/Director	1.22		Early	10.40	
Champaign	Administrator/Director	2.02		Early	11.33	

TOTAL STAYER

89,713

Turnover Reasons

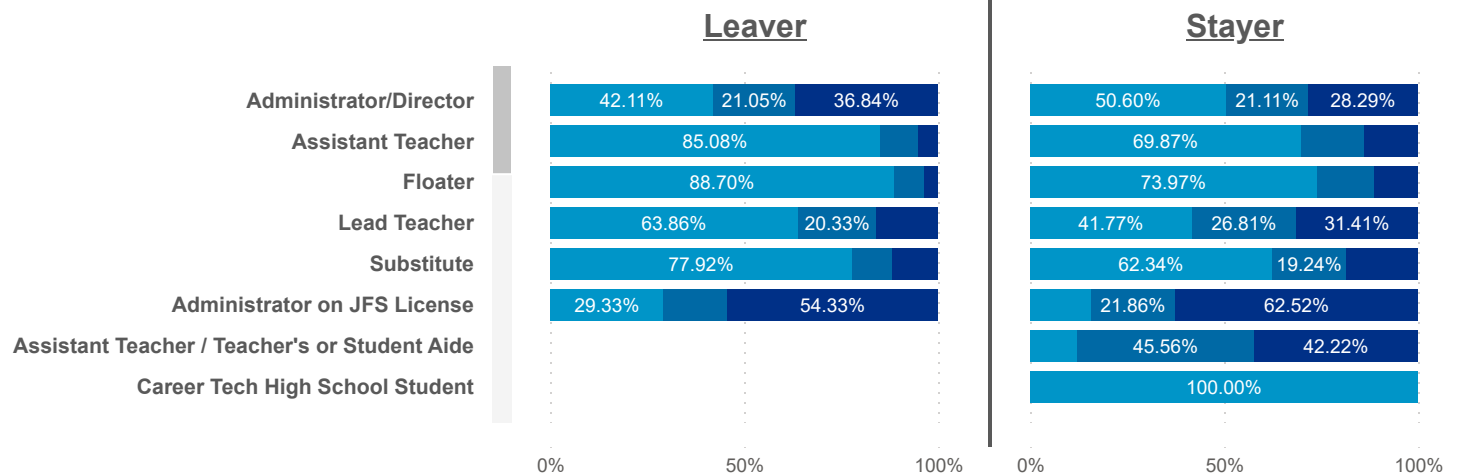
● Churn ● Internal ● Promotion ● Seasonal ● Transfer



STAYER (Promotion)

478

Seniority: ● Early ● Mid ● Senior





Date: Program Type: Job Title: Teacher Age Group: Education: TEACH Status:

Position Type: SUTQ Rating: Total Duration: Center Type: Publicly Funded: POWER Status:

SDA>County: Beale Code: Student Age Group: POWER Levels:

LEAVER (Avg Career Duration)

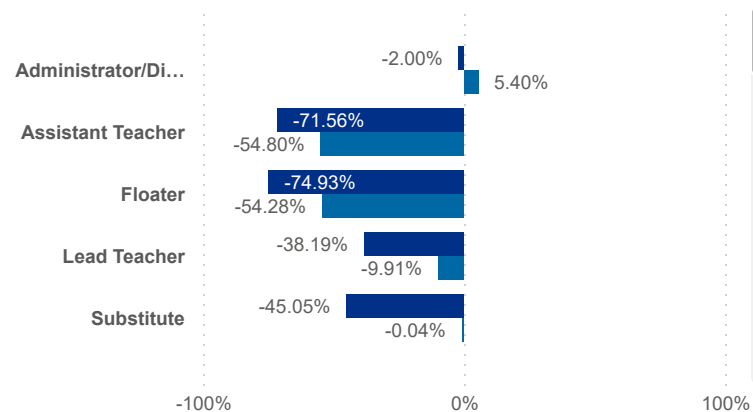
5.66

STAYER (Avg Career Duration)

10.75

Avg Career Duration by Job Title vs Mean

Worker Status: ● Leaver ● Stayer



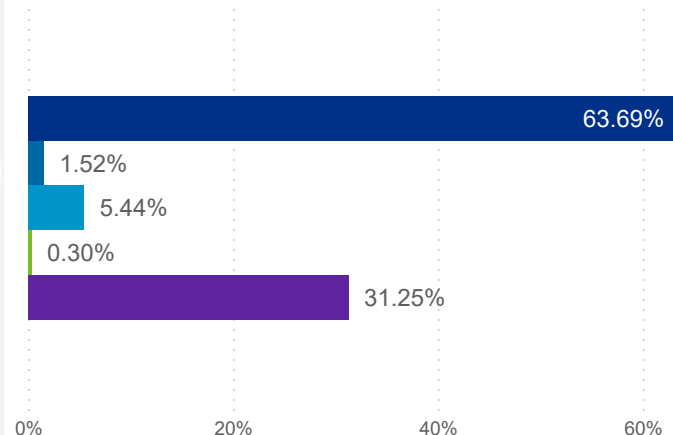
County	Job Title	Longest Serving Profile	\$ / hr	Seniority	Workload	Star Rating (mean)
Miami	Floater	0.09	14.00	Early	5.56	3.0
Fairfield	Lead Teacher	0.09	13.70	Early	7.45	1.0
Defiance	Cook	0.09	17.00	Mid	3.50	3.0
Pike	Assistant Teacher	0.10	10.45	Early	4.85	1.0
Lucas	Assistant Teacher	0.10	12.23	Early	6.25	0.0
Cuyahoga	Assistant Teacher	0.10	15.60	Senior	11.33	1.0
Greene	Individual Service Provider Not Used in Ratio	0.10		Early	0.85	0.0
Stark	Floater	0.11	10.75	Early	12.25	1.0
Mahoning	Floater	0.11	11.15	Early	5.08	3.0
Knox	InHome Aide	0.11		Early	0.00	0.0

TOTAL STAYER

89,713

Turnover Reasons

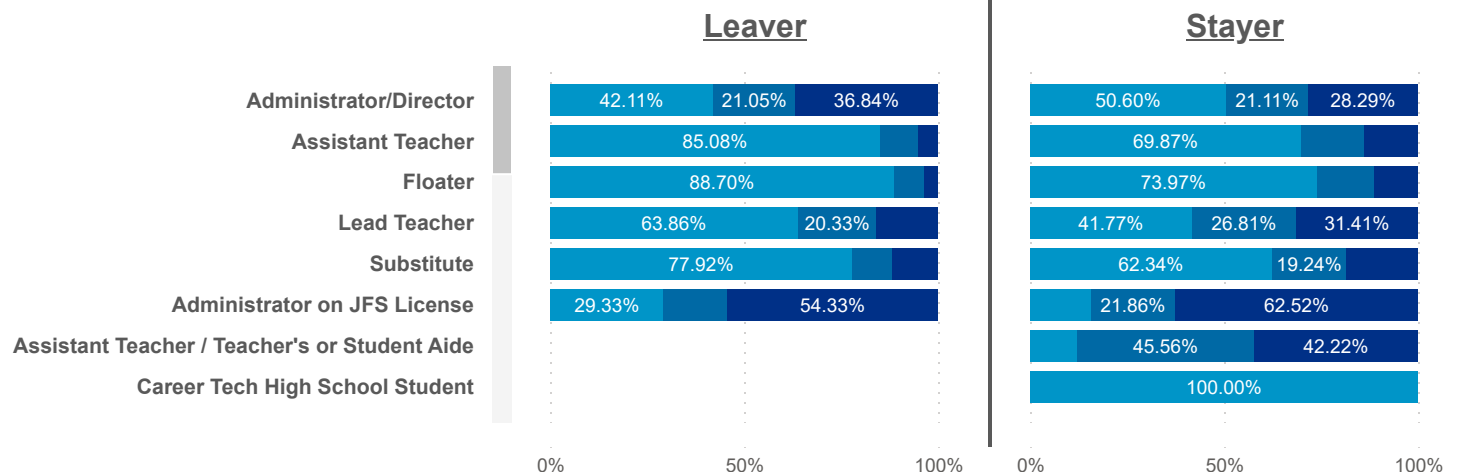
● Churn ● Internal ● Promotion ● Seasonal ● Transfer



STAYER (Promotion)

478

Seniority: ● Early ● Mid ● Senior





Date: Program Type: Job Title: Teacher Age Group: Education: TEACH Status:
 Position Type: Credential: TEACH Models:
 SDA>County: SUTQ Rating: Total Duration: Center Type: Publicly Funded: POWER Status:
 Beale Code: Student Age Group: POWER Levels:

PAY MEDIAN (USD)

PAY PROGRESSION (USD)

PAY & CAREER SENIORITY (USD)

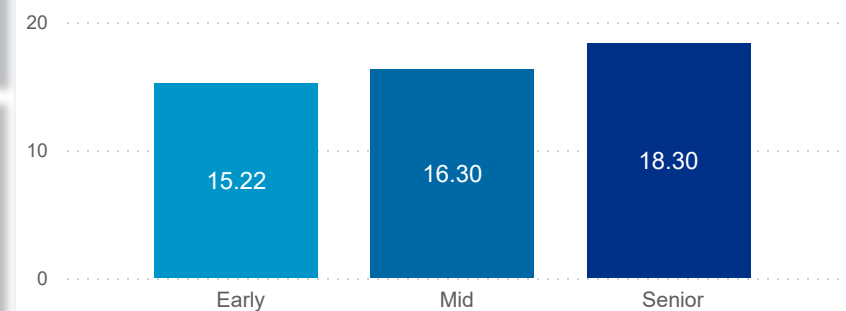
LEAVER
14.58

STAYER
15.00


LEAVER
0.54

STAYER
0.72

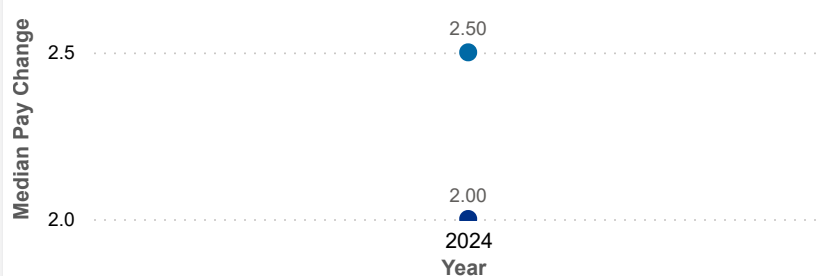
Seniority: ● Early ● Mid ● Senior



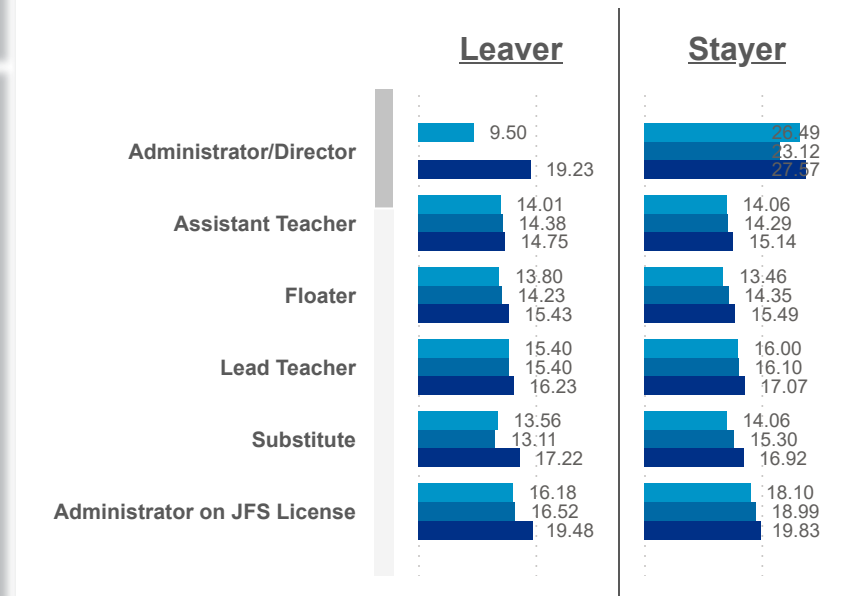
Worker Status: ● Leaver ● Stayer



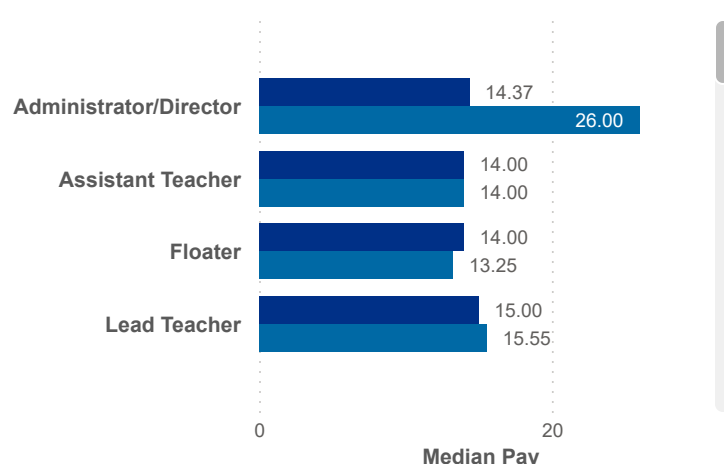
Worker Status: ● Leaver ● Stayer



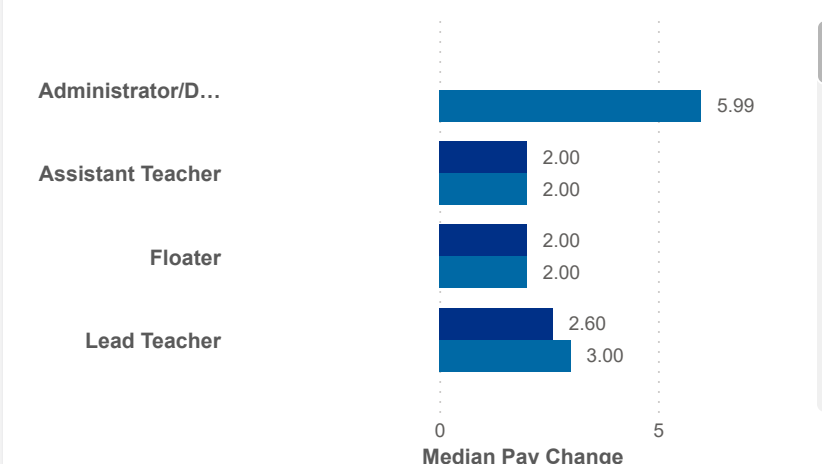
Seniority: ● Early ● Mid ● Senior



Worker Status: ● Leaver ● Stayer



Worker Status: ● Leaver ● Stayer





Date: Program Type: Job Title: Teacher Age Group: Education: TEACH Status:
 Position Type: SUTQ Rating: Total Duration: Center Type: Publicly Funded: POWER Status:
 SDA>County: Beale Code: Student Age Group: POWER Levels:

PAY MEDIAN (USD)

PAY PROGRESSION (USD)

PAY & CAREER SENIORITY (USD)


LEAVER
14.58

STAYER
15.00

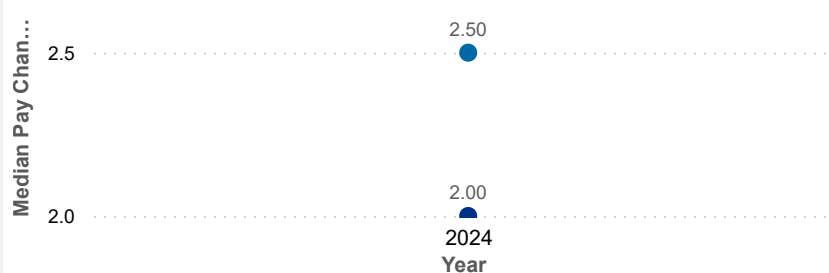
LEAVER
0.54

STAYER
0.72

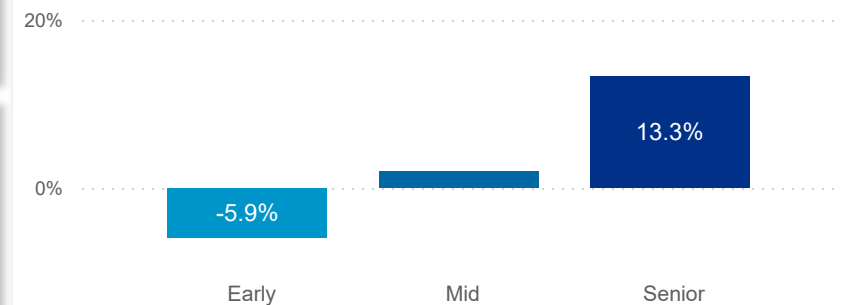
Worker Status: ● Leaver ● Stayer



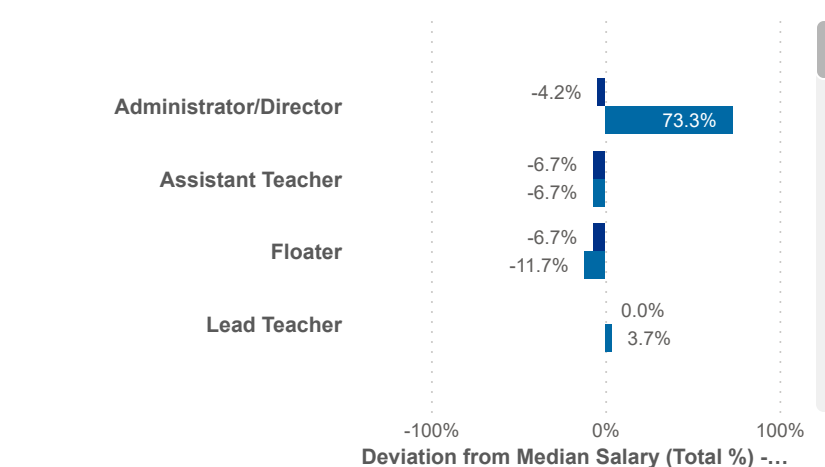
Worker Status: ● Leaver ● Stayer



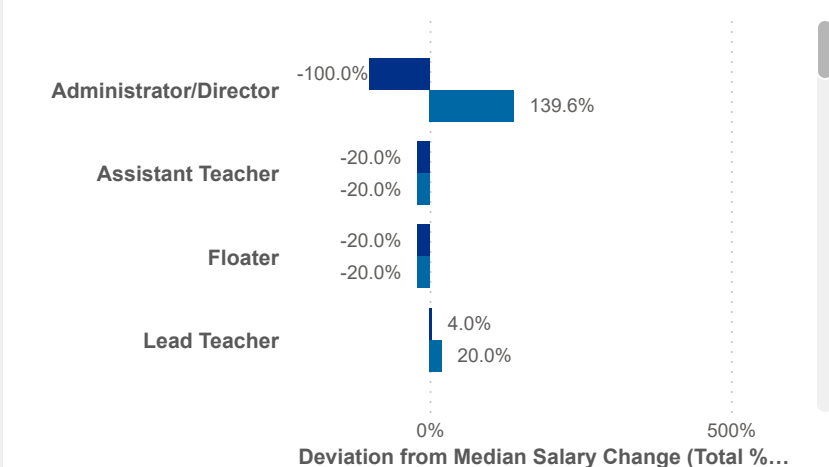
Seniority: ● Early ● Mid ● Senior



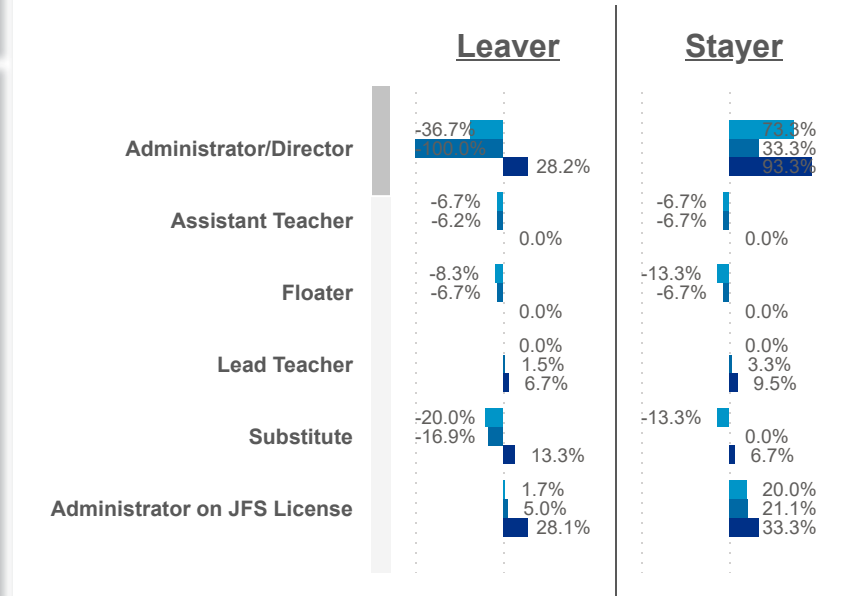
Worker Status: ● Leaver ● Stayer



Worker Status: ● Leaver ● Stayer



Seniority: ● Early ● Mid ● Senior





Date: Program Type:
 Job Title: Teacher Age Group: Education: TEACH Status:

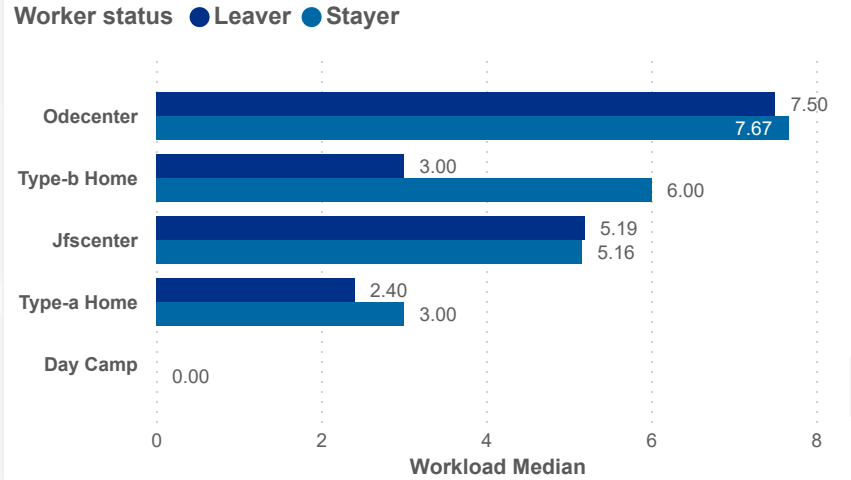
Date: Position Type:
 SUTQ Rating: Total Duration: Center Type: Publicly Funded: POWER Status:

SDA>County: Beale Code: Student Age Group: POWER Levels:

Workload Median (Total)

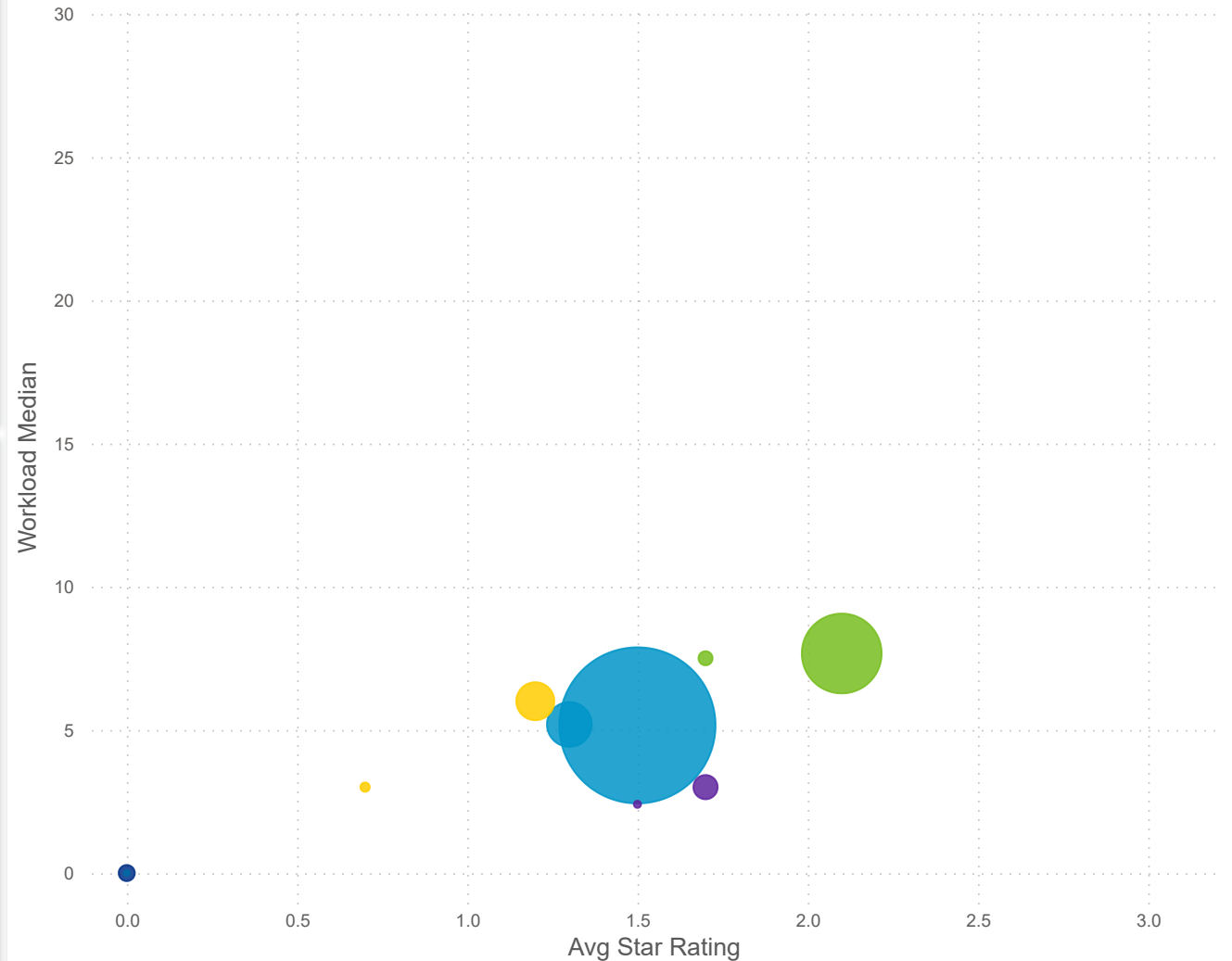
5.43

Workload Median



Star Rating Mean, Workload Median, and Number of Users by Worker Status and Center Type

Center Type: ● Day Camp ● Inhome Aide ● Jfscenter ● Odecenter ● Type-a Home ● Type-b Home



Workload Median (Leaver)

5.33

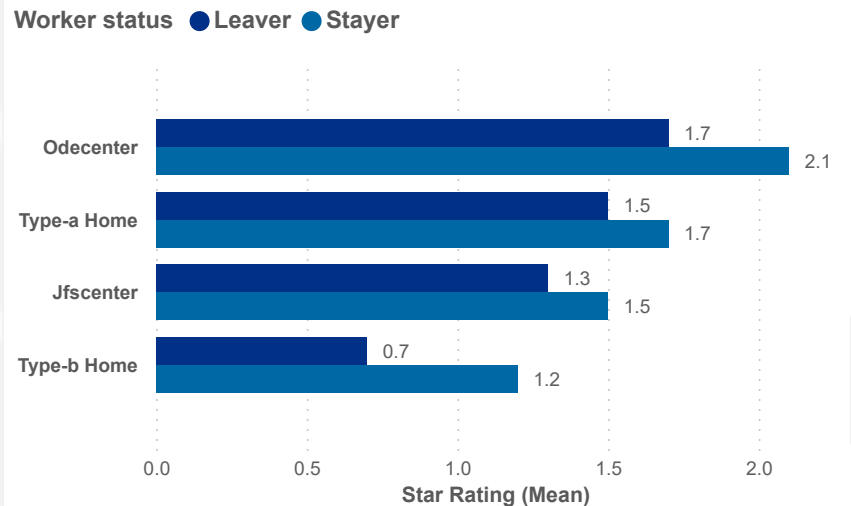
Workload Median (Stayer)

5.43

Star Rating Mean (Total)

1.6

Star Rating Mean



Star Rating Mean (Leaver)

1.3

Star Rating Mean (Stayer)

1.6



Date: Program Type: Job Title: Teacher Age Group: Education: TEACH Status:

Position Type: Credential: TEACH Models:

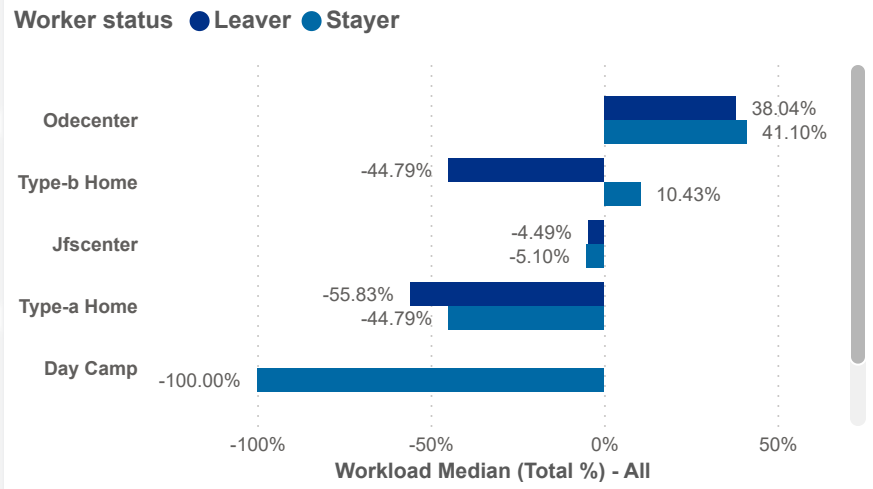
SDA>County: STUQ Rating: Total Duration: Center Type: Publicly Funded: POWER Status:

Beale Code: Student Age Group: POWER Levels:

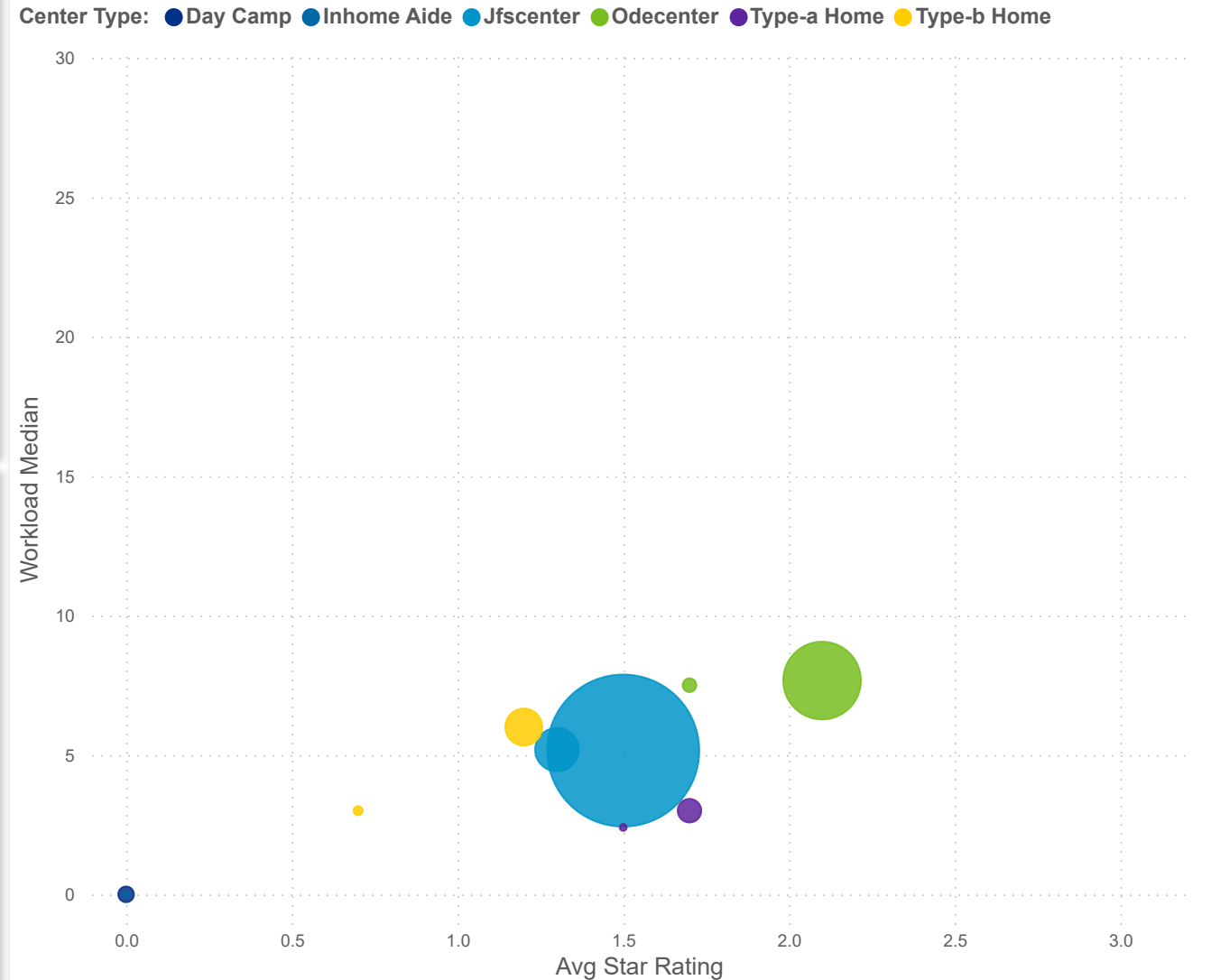
Workload Median (Total)

5.43

Workload Median (Total %)



Star Rating Mean, Workload Median, and Number of Users by Worker Status and Center Type



Workload Median (Leaver)

5.33

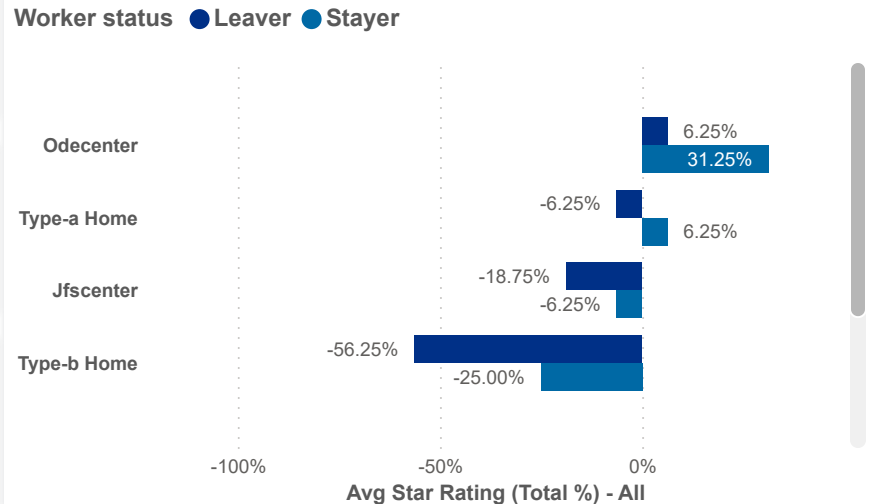
Workload Median (Stayer)

5.43

Star Rating Mean (Total)

1.6

Star Rating Mean (Total %)



Star Rating Mean (Leaver)

1.3

Star Rating Mean (Stayer)

1.6



Date: Program Type:
 Job Title: Teacher Age Group: Education: TEACH Status:

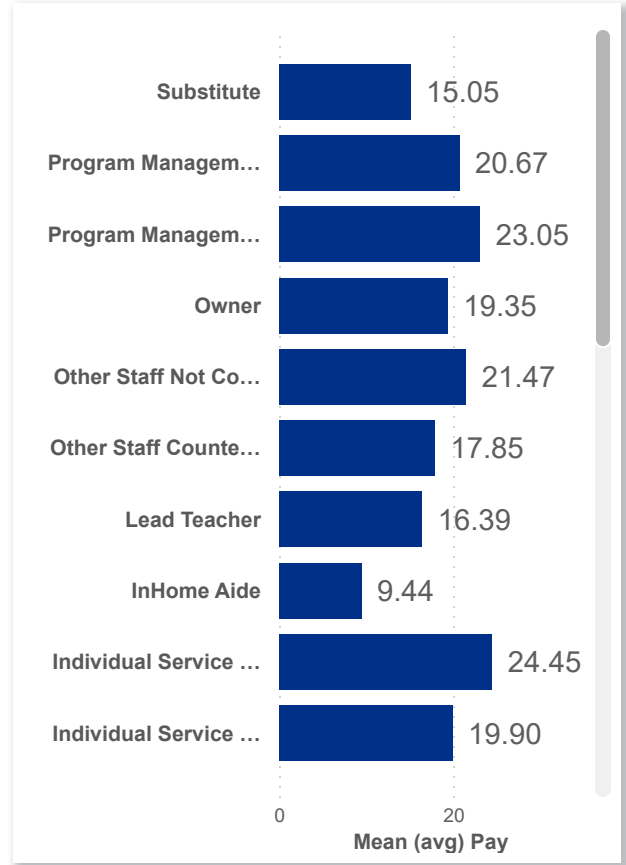
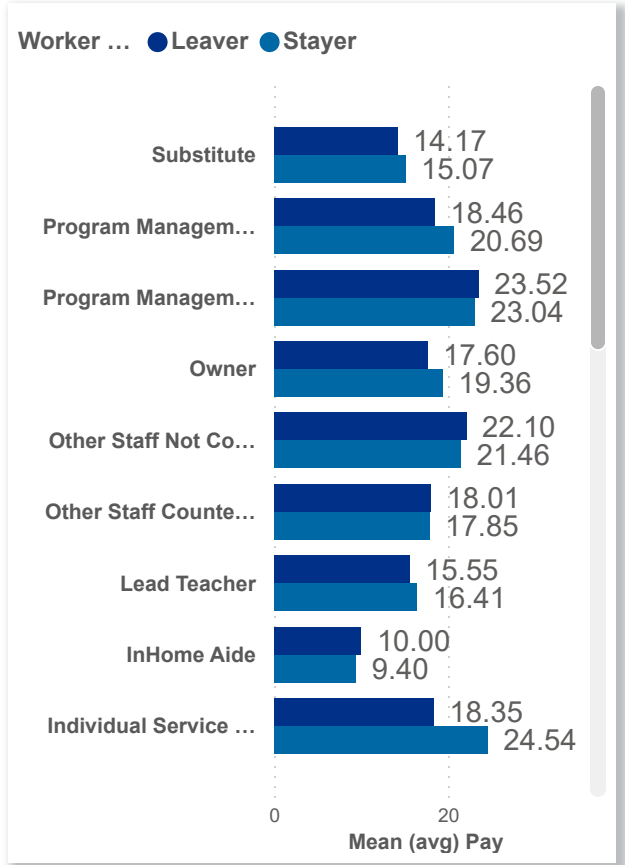
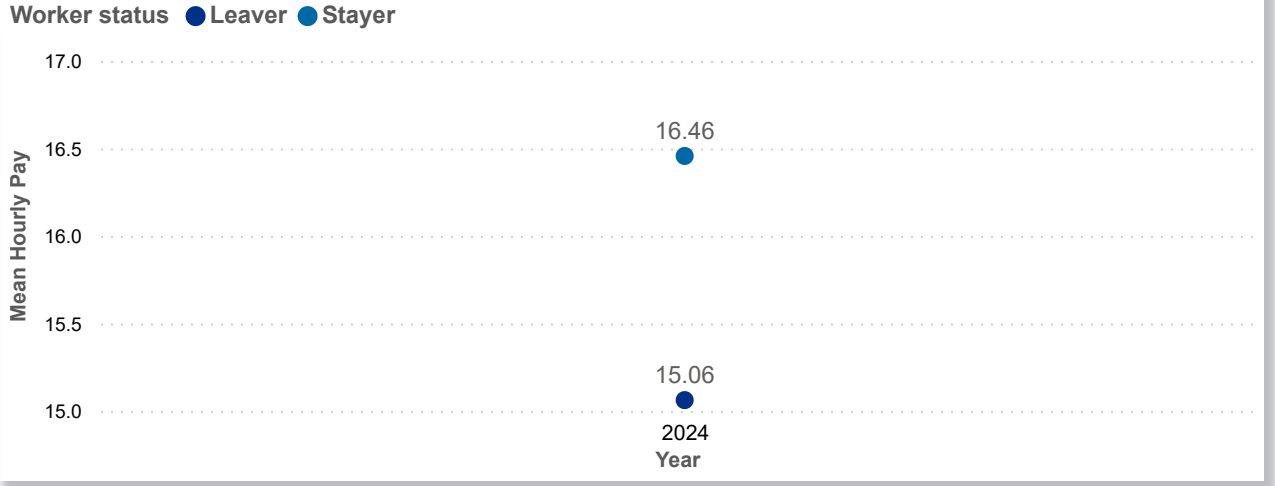
Date: Position Type:
 SUTQ Rating: Total Duration: Center Type: Publicly Funded: POWER Status:

SDA>County: Beale Code: Student Age Group: POWER Levels:

PAY MEAN (USD)

LEAVER	STAYER	COMBINED
15.06	16.46	16.43

Salary Mean by Year and Worker Status



Combined Salary Mean by Year and Worker Status

