



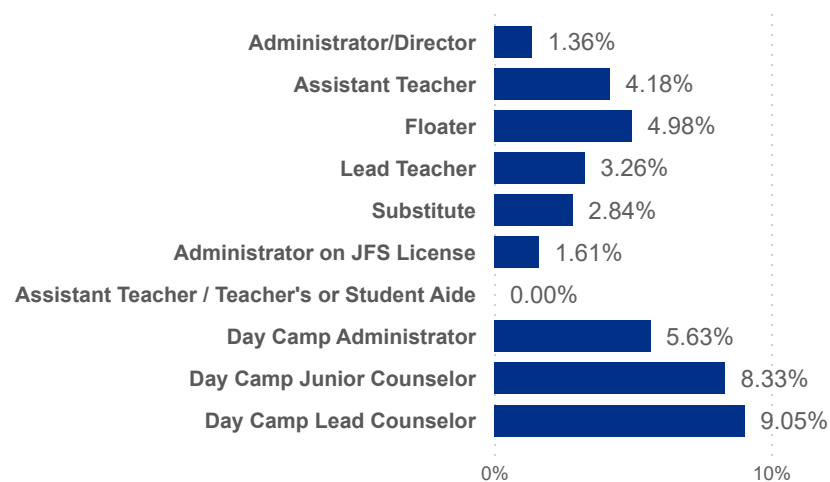
Date: Program Type:
 Job Title: Teacher Age Group: Education: TEACH Status:

Date: Position Type:
 Beale Code: Credential: TEACH Models:

SDA>County: SUTQ Rating: Total Duration: Center Type: Publicly Funded: POWER Status:

Total Duration: Beale Code: Student Age Group: POWER Levels:

Avg Monthly Turnover Rates by Job Title



Avg Monthly Turnover

3.51%

Adjusted Workers

21,338

Total Leaver

1,327

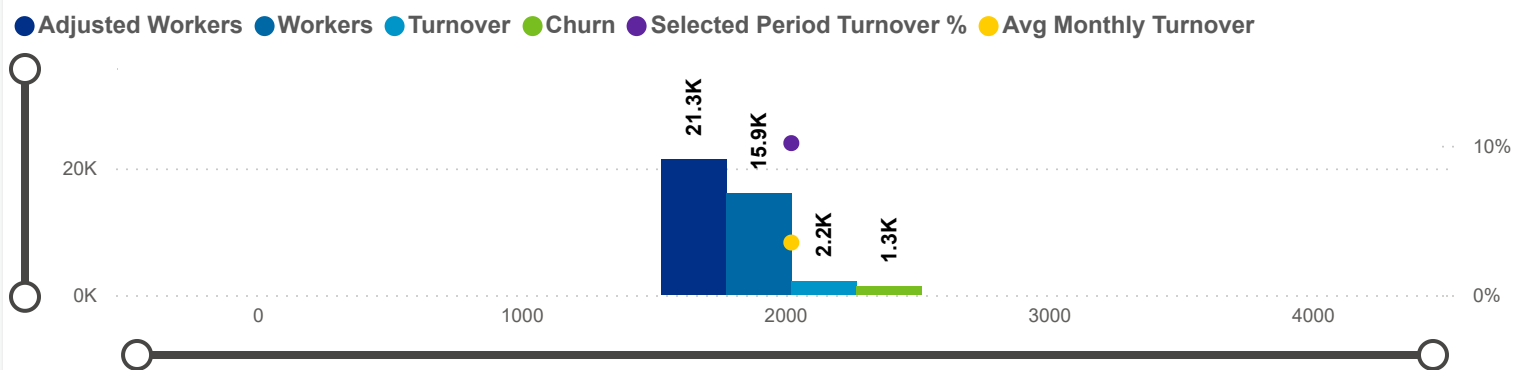
Total Stayer

20,011

Sel Period Turnover

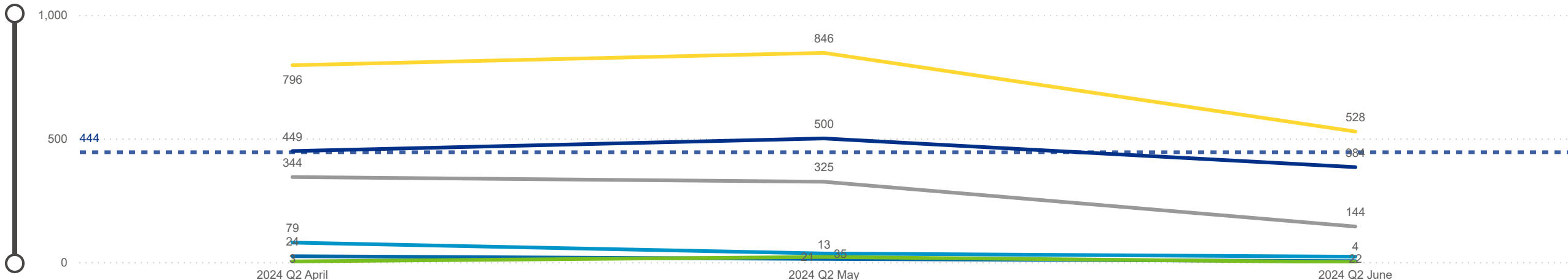
10.17%

Avg Monthly Turnover and Number of Workers



Categorization by Time Series

Churn Internal Promotion Seasonal Transfer Turnover

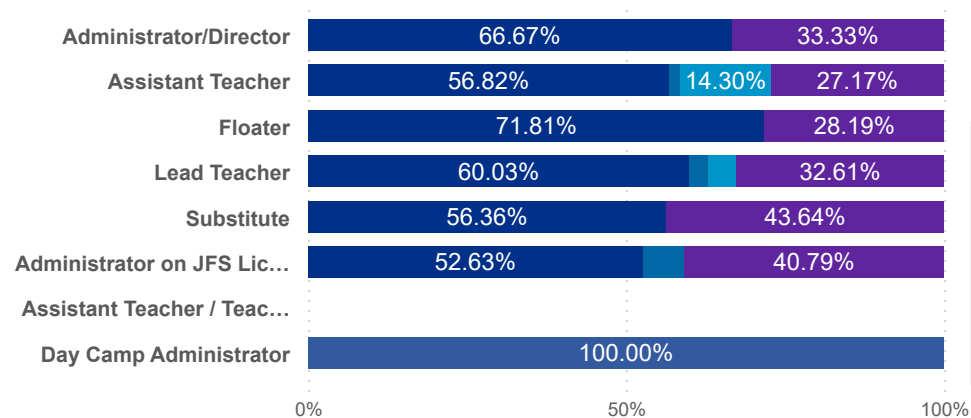




Date: Program Type: Job Title: Teacher Age Group: Education: TEACH Status:
 Position Type: SUTQ Rating: Total Duration: Center Type: Publicly Funded: TEACH Models:
 SDA>County: Total Duration: Beale Code: Student Age Group: POWER Status:
 POWER Levels:

Job Change Reasons by Job Title

● Churn ● Internal ● Promotion ● Seasonal ● Transfer



Avg Monthly Churn

2.16%

Adjusted Workers

21,338

Workload Median

5.13

Pay Median USD / hr

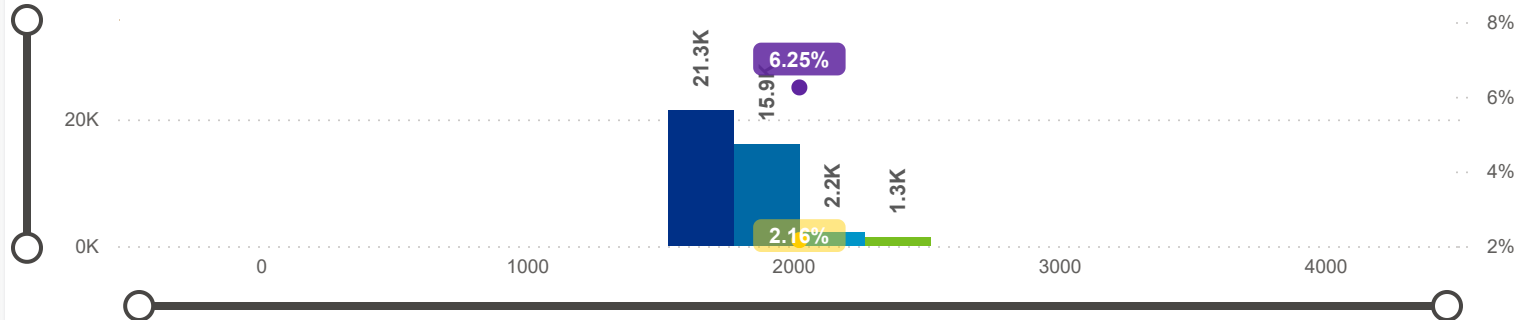
16.00

Avg ECE Duration

5.84

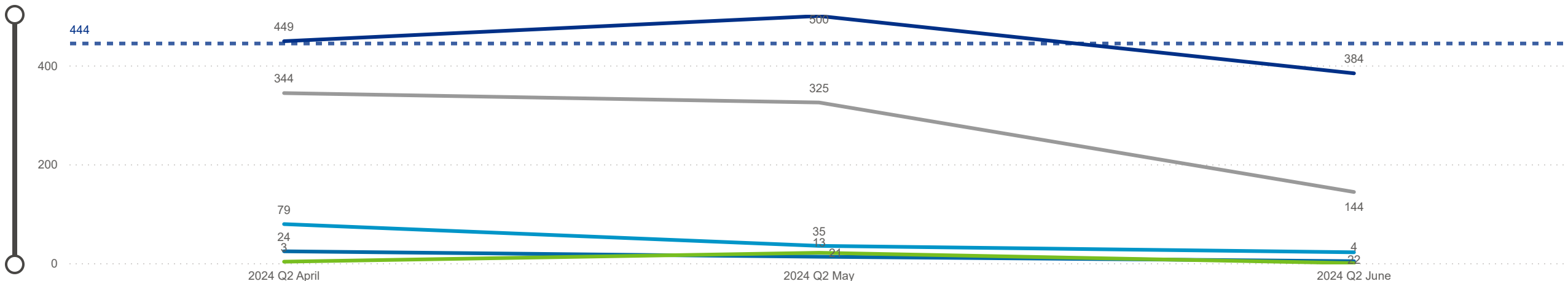
Avg Monthly Churn and Number of Workers

● Adjusted Workers ● Workers ● Turnover ● Churn ● Selected Period Churn % ● Avg Monthly Churn



Categorization by Time Series

● Churn ● Internal ● Promotion ● Seasonal ● Transfer



Date: 202404 | Program Type: Multiple select... | Job Title: All | Teacher Age Group: All | Education: All | TEACH Status: All
 202406 | Position Type: All | SUTQ Rating: All | Total Duration: 0.00 | Center Type: Multiple select... | Publicly Funded: All | POWER Status: All
 SDA>County: SDA 9 | Beale Code: All | Student Age Group: All | POWER Levels: All

Low Leaver % | High Leaver %

ADJUSTED WORKERS

21,338

TOTAL LEAVER

1,327

TOTAL STAYER

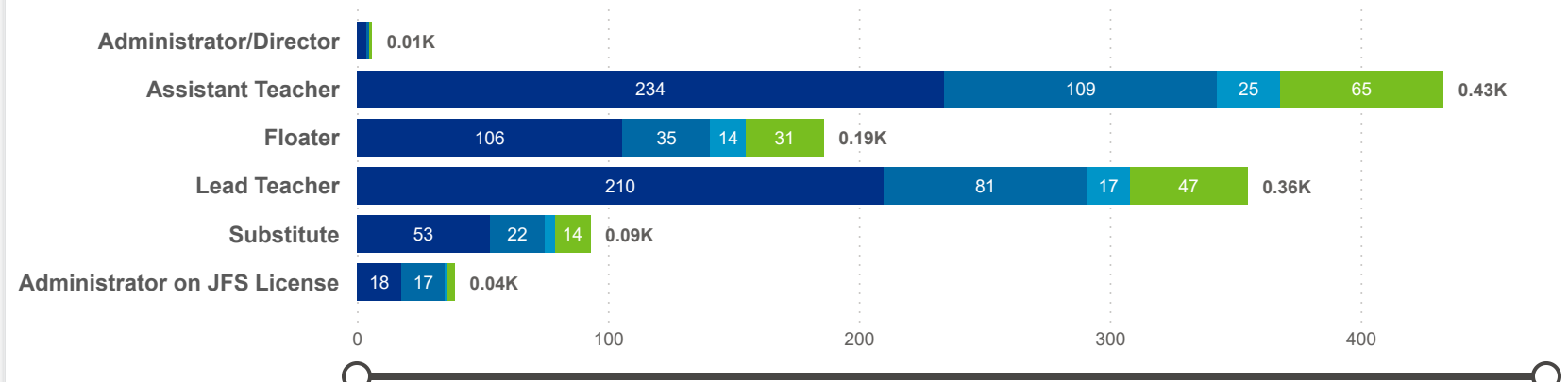
20,011

SELECTED PERIOD CHURN %

6.22%

Leaver by Job Title and Star Rating

SUTQ Rating (1=Br; 2=Sil; 3=Gld) ● 0 ● 1 ● 2 ● 3



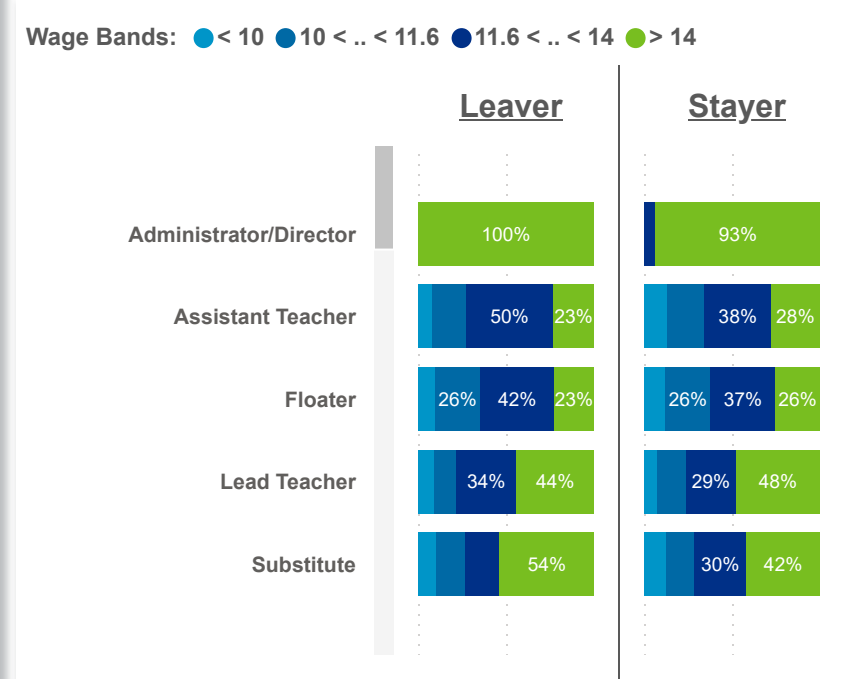
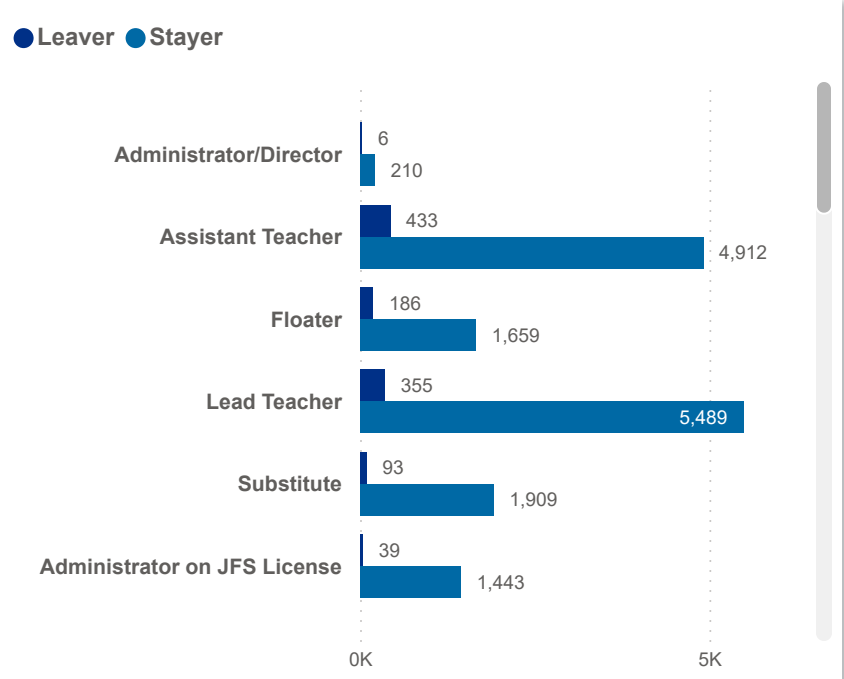
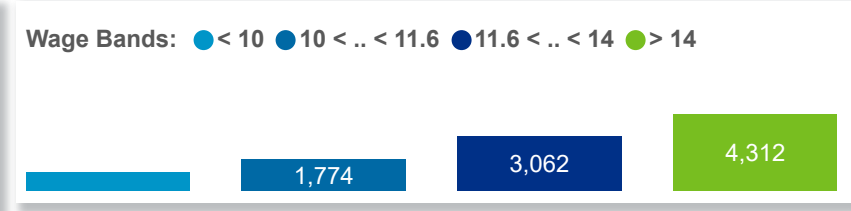
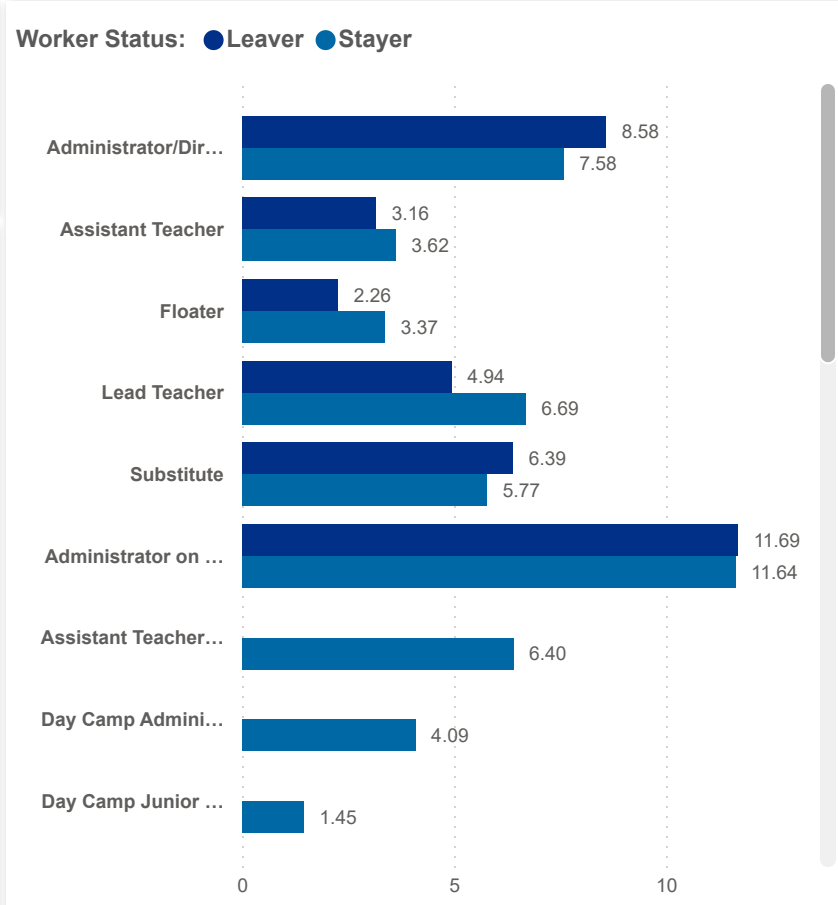
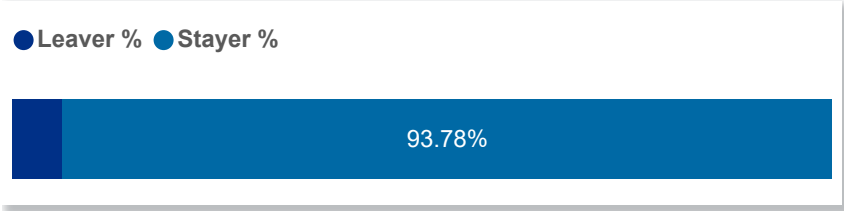
To display Azure Maps visuals, sign in.

County	Adjusted Workers	Workers	Workers %	Total Leaver	Total Stayer	Selected Period Churn %	Stayer %	Avg Monthly Churn	Selected Period Turnover %	Avg Monthly Turnover	Workload Median	Avg Star Rating
Franklin OH	15,724	11,832	74.20%	943	14,781	6.00%	94.00%	2.08%	10.19%	3.53%	4.96	1.1
Delaware OH	2,398	1,934	12.13%	174	2,224	7.26%	92.74%	2.50%	10.01%	3.44%	5.61	0.6
Fairfield OH	1,064	830	5.20%	105	959	9.87%	90.13%	3.52%	17.11%	5.99%	6.00	1.2
Licking OH	1,287	958	6.01%	59	1,228	4.58%	95.42%	1.56%	6.53%	2.22%	5.27	1.0
Union OH	451	369	2.31%	32	419	7.10%	92.90%	2.45%	10.20%	3.52%	5.75	0.6
Madison OH	180	150	0.94%	7	173	3.89%	96.11%	1.30%	4.44%	1.49%	5.52	1.7
Pickaway OH	234	177	1.11%	7	227	2.99%	97.01%	0.99%	3.42%	1.13%	4.67	1.9
Total	21,338	15,947	100.00%	1,327	20,011	6.22%	93.78%	2.16%	10.17%	3.51%	5.13	1.0



Date: Program Type: Job Title: Teacher Age Group: Education: TEACH Status:
 Position Type: Credential: TEACH Models:
 SDA>County: SUTQ Rating: Total Duration: Center Type: Publicly Funded: POWER Status:
 Beale Code: Student Age Group: POWER Levels:

NUMBER OF WORKERS		AVG ECE DURATION (In Years)		HOURLY WAGE BANDS (USD)	
TOTAL LEAVER	TOTAL STAYER	LEAVER	STAYER	LEAVER (Hourly Wage MED)	STAYER (Hourly Wage MED)
1,327	20,011	4.37	5.90	15.60	16.00





Date: Program Type:
 Job Title: Teacher Age Group: Education: TEACH Status:

Date: Position Type:
 SUTQ Rating: Total Duration: Center Type: Publicly Funded: POWER Status:

SDA>County: Beale Code: Student Age Group: POWER Levels:

NUMBER OF WORKERS

AVG ECE DURATION (In Years)

HOURLY WAGE BANDS (USD)

LEAVER

STAYER

6.22%

93.78%

LEAVER

STAYER

4.37

5.90

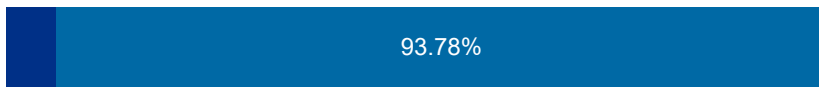
LEAVER (Hourly Wage MED)

STAYER (Hourly Wage MED)

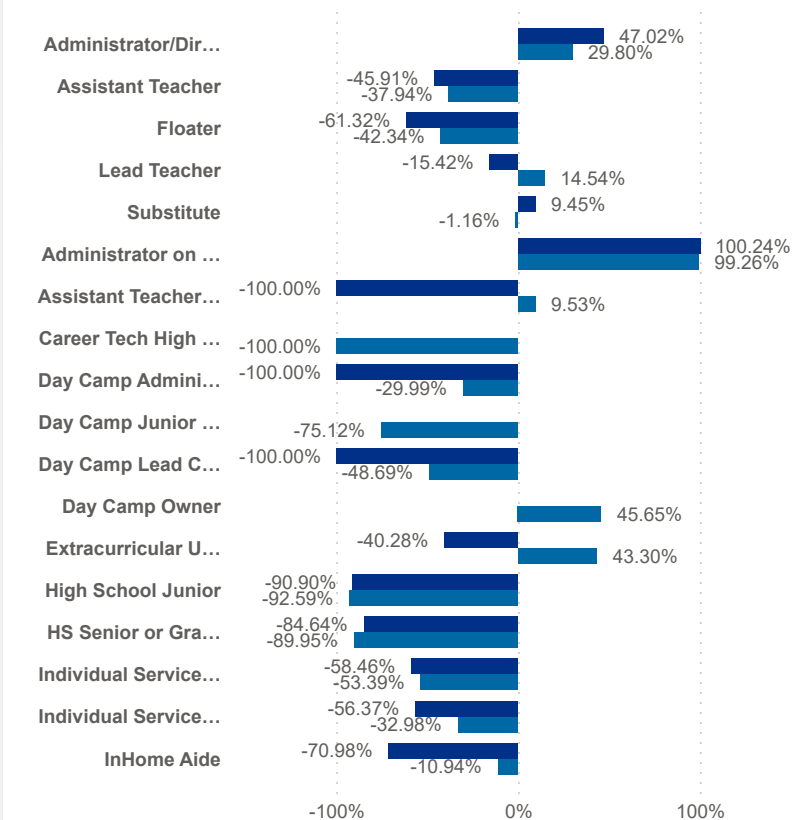
15.60

16.00

● Leaver % ● Stayer %



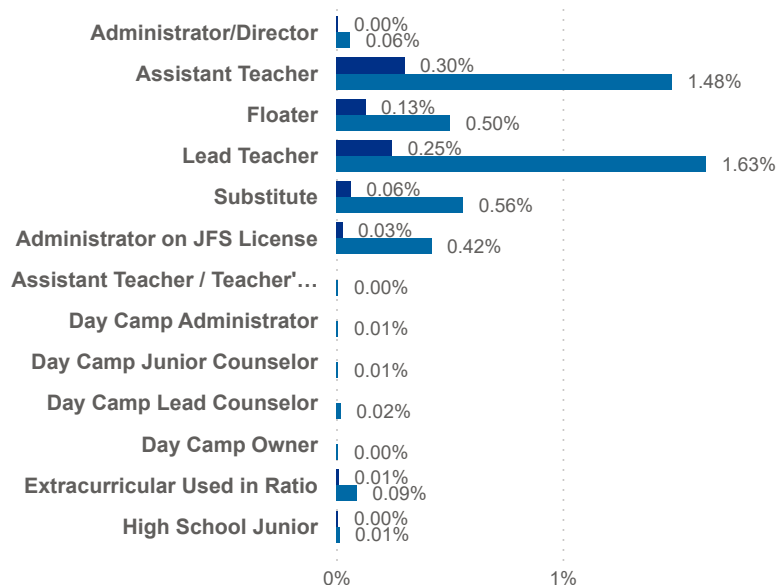
Worker Status: ● Leaver ● Stayer



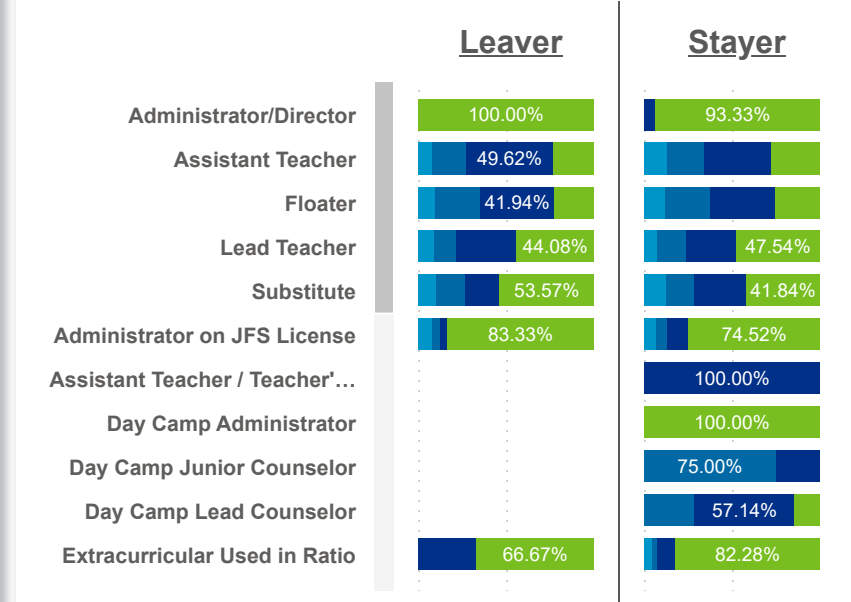
Wage Bands: ● < 10 ● 10 < .. < 11.6 ● 11.6 < .. < 14 ● > 14



Worker Status: ● Leaver ● Stayer



Wage Bands: ● < 10 ● 10 < .. < 11.6 ● 11.6 < .. < 14 ● > 14





Date: Program Type:
 Job Title: Teacher Age Group: Education: TEACH Status:

Date: Position Type:
 SUTQ Rating: Total Duration: Center Type: Publicly Funded: POWER Status:

SDA>County: Beale Code: Student Age Group: POWER Levels:

LEAVER (Avg Career Duration)

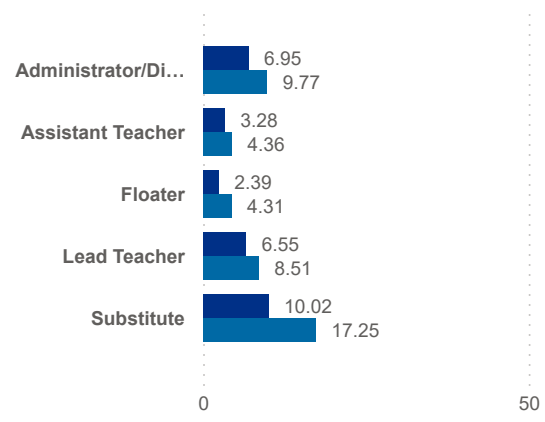
6.72

STAYER (Avg Career Duration)

11.96

Avg Career Duration by Job Title

Worker Status: ● Leaver ● Stayer



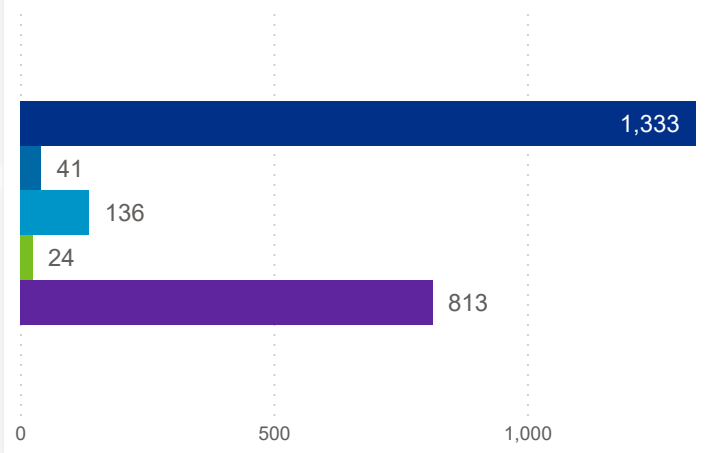
County	Job Title	Longest Serving Profile	\$ / hr	Seniority	Workload	Star Rating (mea
Delaware	Administrator/Director	1.10		Early	11.00	
Fairfield	Administrator/Director	1.71		Early	6.08	
Franklin	Administrator/Director	1.76		Early	10.33	
Licking	Administrator/Director	2.70		Early	7.10	
Madison	Administrator/Director	1.09		Early	9.00	
Union	Administrator/Director	1.23		Early	7.00	
Franklin	Administrator/Director	4.58	15.00	Early	5.79	
Franklin	Administrator/Director	1.55	18.50	Early	26.20	
Franklin	Administrator/Director	2.27	20.00	Early	8.20	
Franklin	Administrator/Director	1.73	22.00	Early	22.71	
Franklin	Administrator/Director	2.71	24.02	Early	20.50	

TOTAL STAYER

20,011

Turnover Reasons

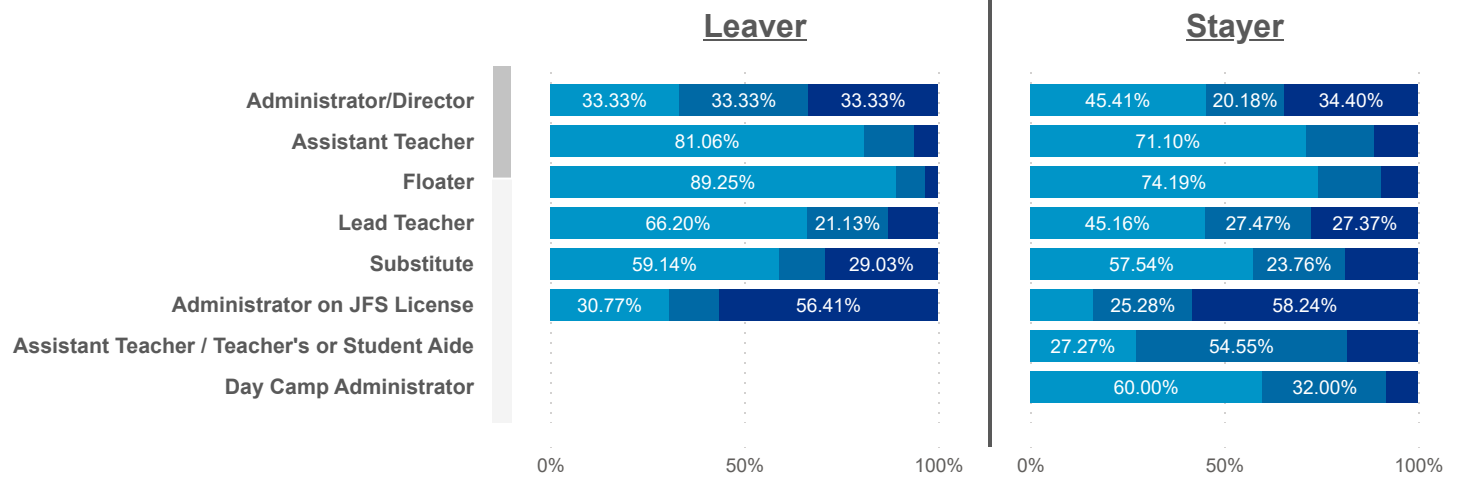
● Churn ● Internal ● Promotion ● Seasonal ● Transfer



STAYER (Promotion)

136

Seniority: ● Early ● Mid ● Senior





Date: Program Type:
 Job Title: Teacher Age Group: Education: TEACH Status:

Date: Position Type:
 SUTQ Rating: Total Duration: Center Type: Publicly Funded: POWER Status:

SDA>County: Beale Code: Student Age Group: POWER Levels:

LEAVER (Avg Career Duration)

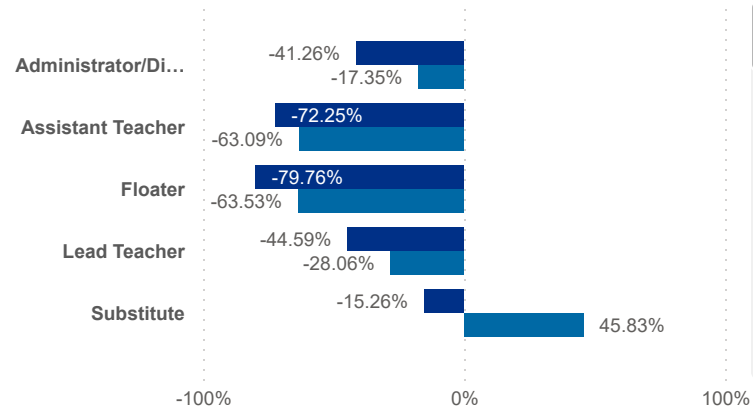
6.72

STAYER (Avg Career Duration)

11.96

Avg Career Duration by Job Title vs Mean

Worker Status: ● Leaver ● Stayer



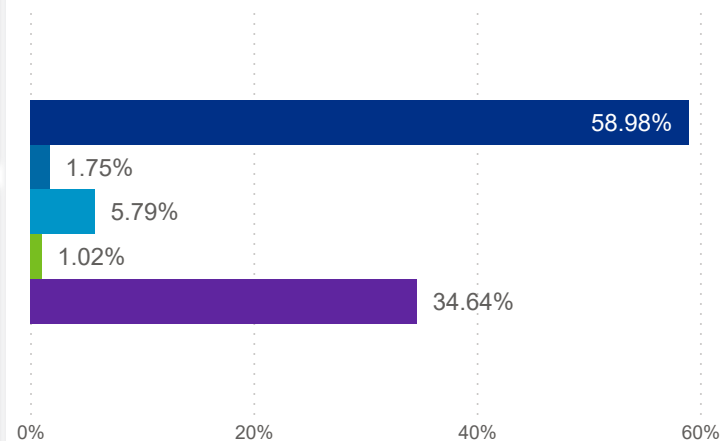
County	Job Title	Longest Serving Profile	\$ / hr	Seniority	Workload	Star Rating (mean)
Fairfield	Lead Teacher	0.09	13.70	Early	7.45	1.0
Delaware	Floater	0.13	16.75	Early	9.24	0.0
Licking	Substitute	0.13	12.50	Early	5.59	0.0
Franklin	Substitute	0.14	25.79	Early	2.94	2.0
Fairfield	Assistant Teacher	0.15	14.50	Early	8.06	0.0
Licking	Assistant Teacher	0.17	13.70	Early	5.84	1.0
Fairfield	Assistant Teacher	0.17	13.70	Early	7.45	1.0
Franklin	Floater	0.17	13.50	Senior	9.18	1.0
Franklin	Administrator on JFS License	0.18	18.75	Senior	10.40	1.0
Franklin	Assistant Teacher	0.18	12.70	Early	5.28	2.0
Delaware	Assistant Teacher	0.18	14.97	Early	4.76	3.0

TOTAL STAYER

20,011

Turnover Reasons

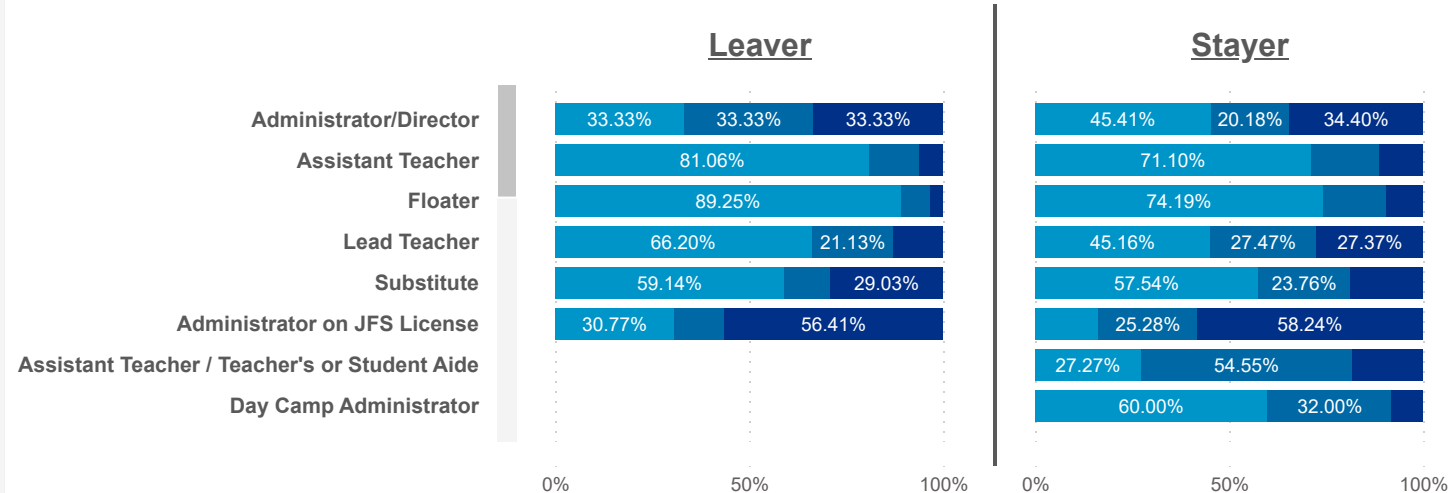
● Churn ● Internal ● Promotion ● Seasonal ● Transfer



STAYER (Promotion)

136

Seniority: ● Early ● Mid ● Senior





Date: 202404 | Program Type: Multiple select... | Job Title: All | Teacher Age Group: All | Education: All | TEACH Status: All

202406 | Position Type: All | SUTQ Rating: All | Total Duration: 0.00 | Center Type: Multiple select... | Publicly Funded: All | TEACH Models: All

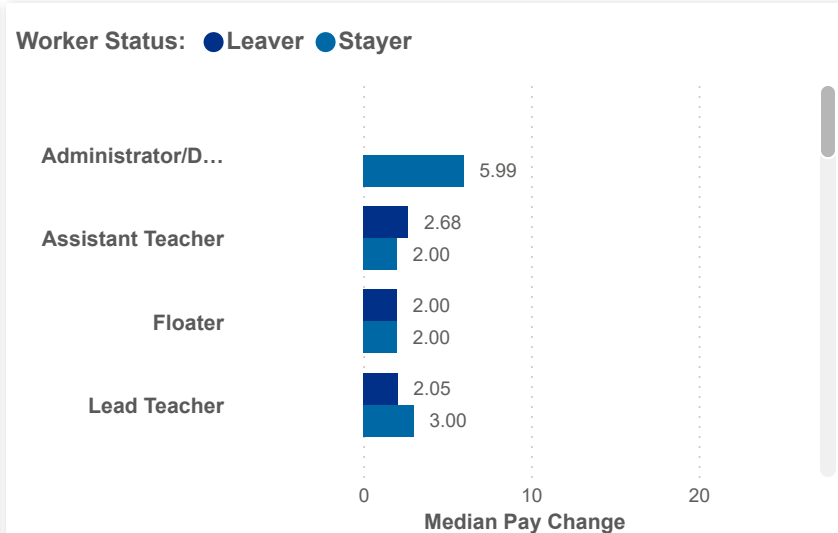
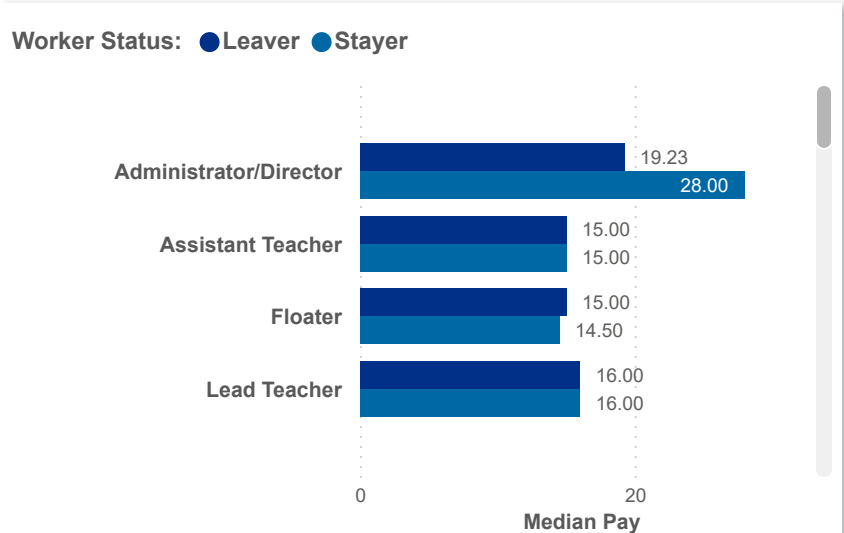
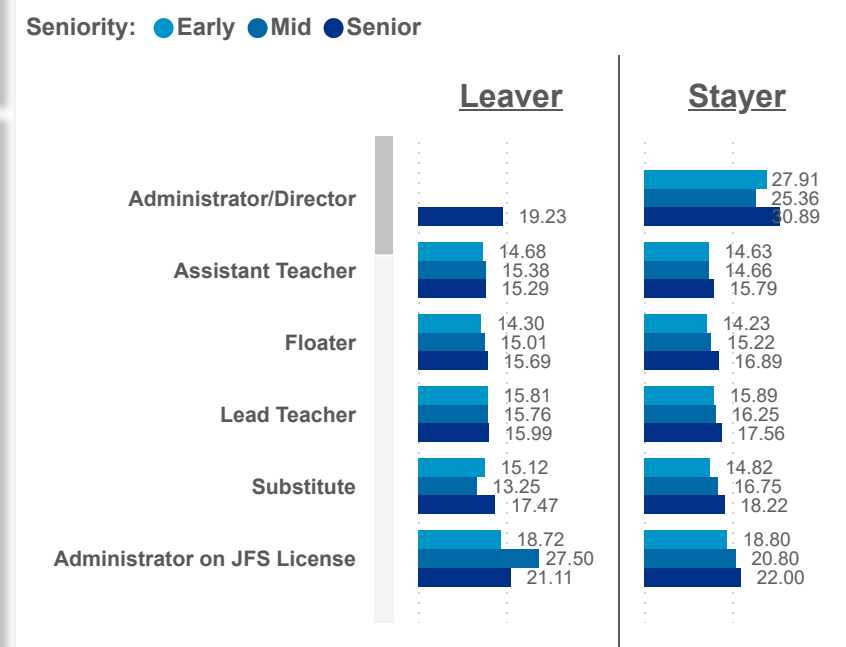
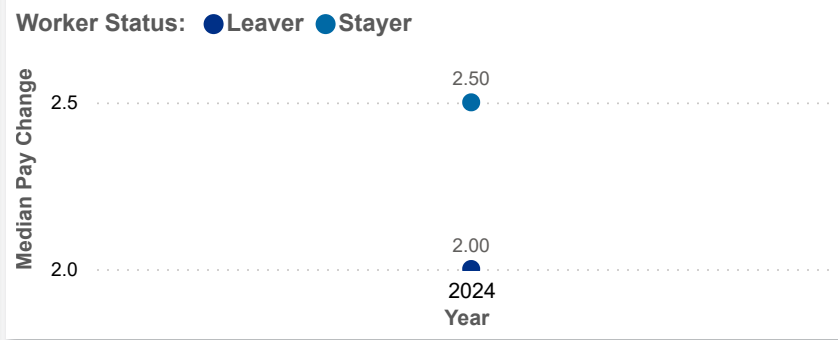
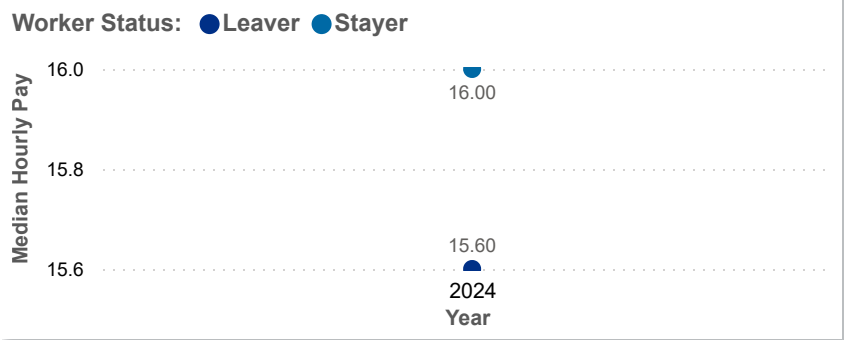
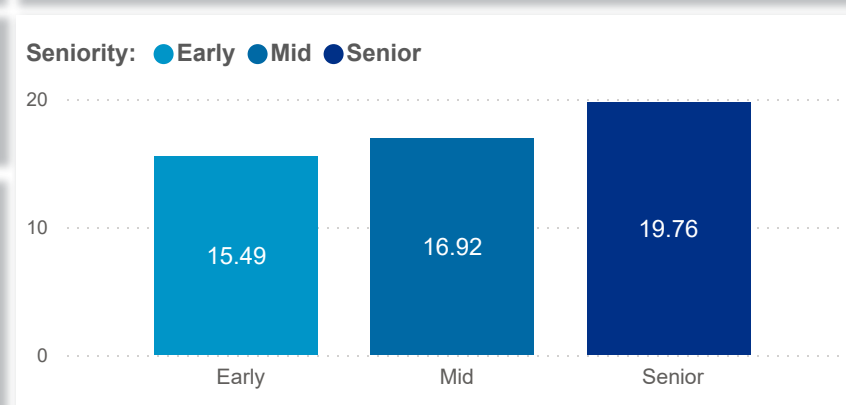
SDA>County: SDA 9 | Total Duration: 100.00 | Beale Code: All | Student Age Group: All | POWER Status: All

POWER Levels: All

PAY MEDIAN (USD)

PAY PROGRESSION (USD)

PAY & CAREER SENIORITY (USD)





Date: Program Type: Job Title: Teacher Age Group: Education: TEACH Status:
 Position Type: SUTQ Rating: Total Duration: Center Type: Publicly Funded: POWER Status:
 SDA>County: Beale Code: Student Age Group: POWER Levels:

PAY MEDIAN (USD)

LEAVER

15.60

STAYER

16.00

PAY PROGRESSION (USD)

LEAVER

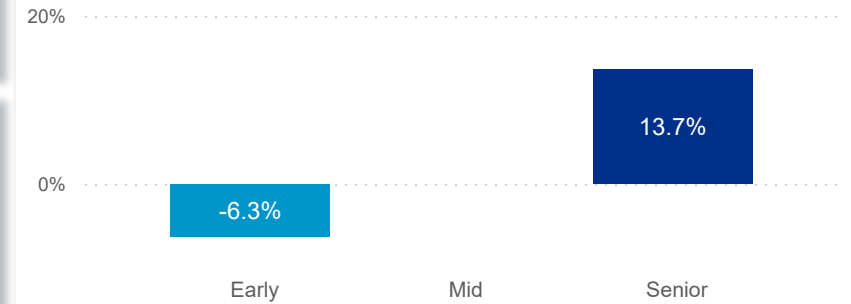
0.61

STAYER


0.80

PAY & CAREER SENIORITY (USD)

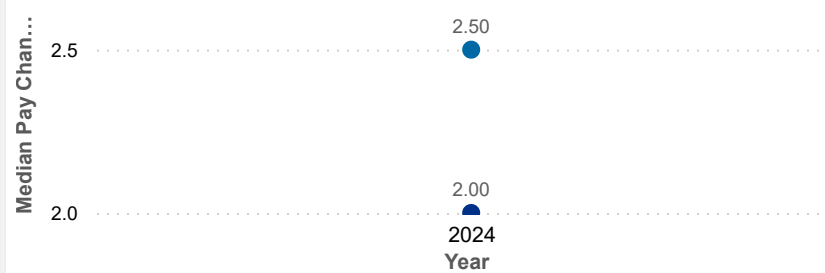
Seniority: ● Early ● Mid ● Senior



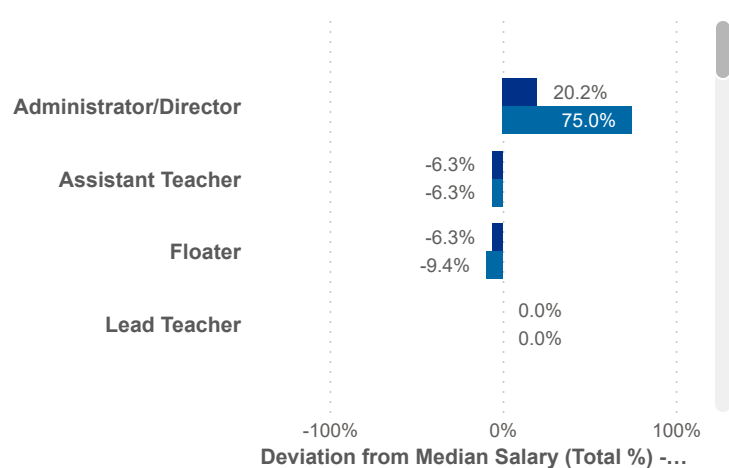
Worker Status: ● Leaver ● Stayer



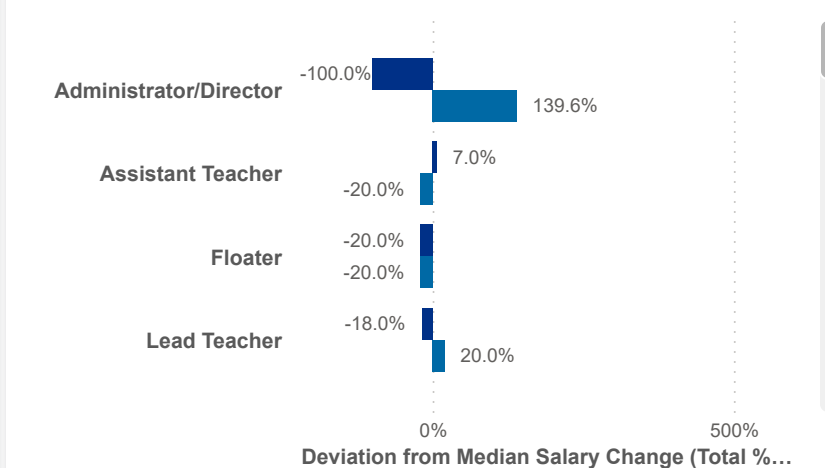
Worker Status: ● Leaver ● Stayer



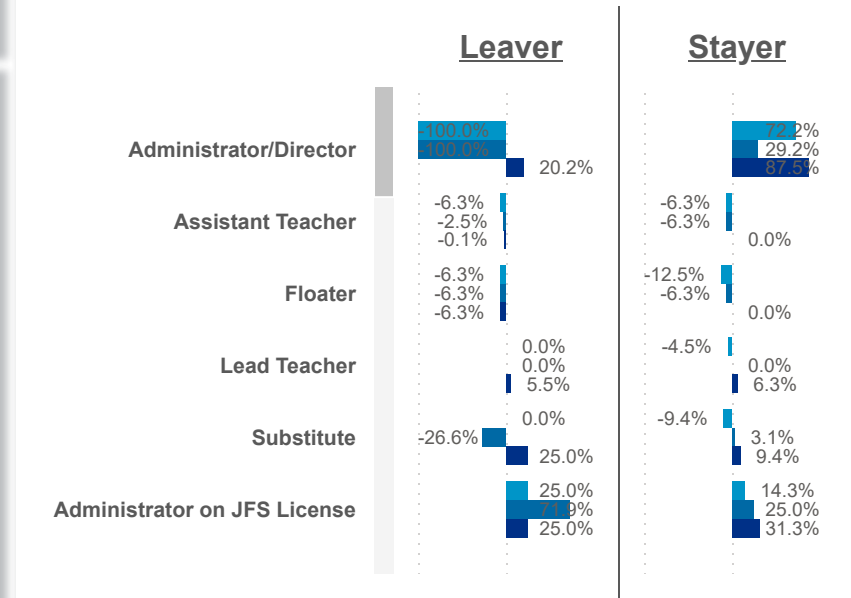
Worker Status: ● Leaver ● Stayer



Worker Status: ● Leaver ● Stayer



Seniority: ● Early ● Mid ● Senior





Date: Program Type:
 Job Title: Teacher Age Group: Education: TEACH Status:

Date: Position Type:
 SUTQ Rating: Total Duration: Center Type: Publicly Funded: POWER Status:

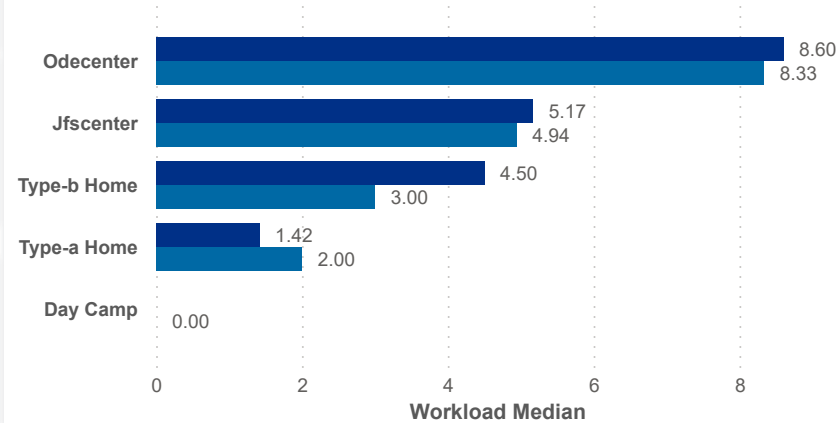
SDA>County: Beale Code: Student Age Group: POWER Levels:

Workload Median (Total)

5.13

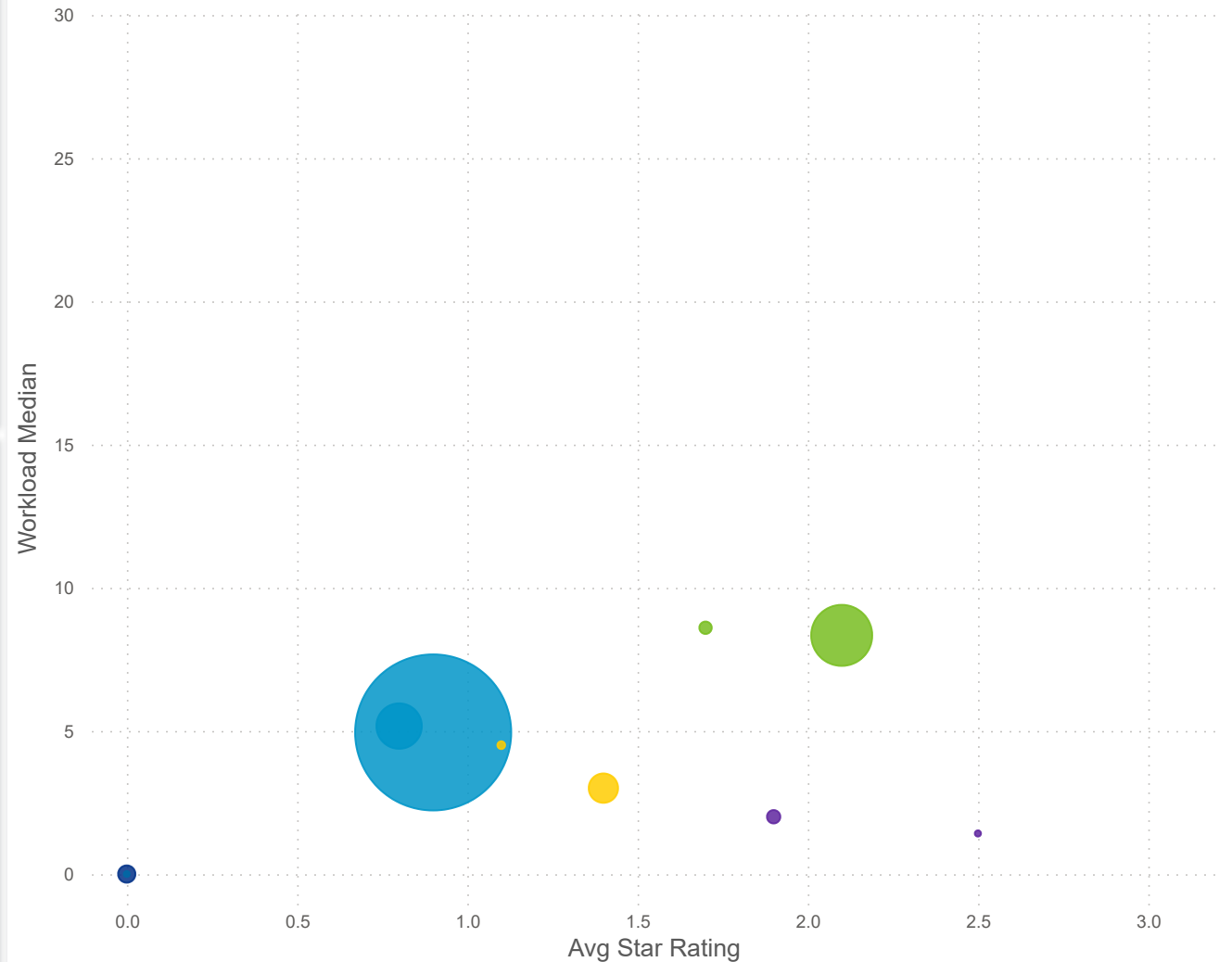
Workload Median

Worker status ● Leaver ● Stayer



Star Rating Mean, Workload Median, and Number of Users by Worker Status and Center Type

Center Type: ● Day Camp ● Inhome Aide ● Jfscenter ● Odecenter ● Type-a Home ● Type-b Home



Workload Median (Leaver)

5.33

Workload Median (Stayer)

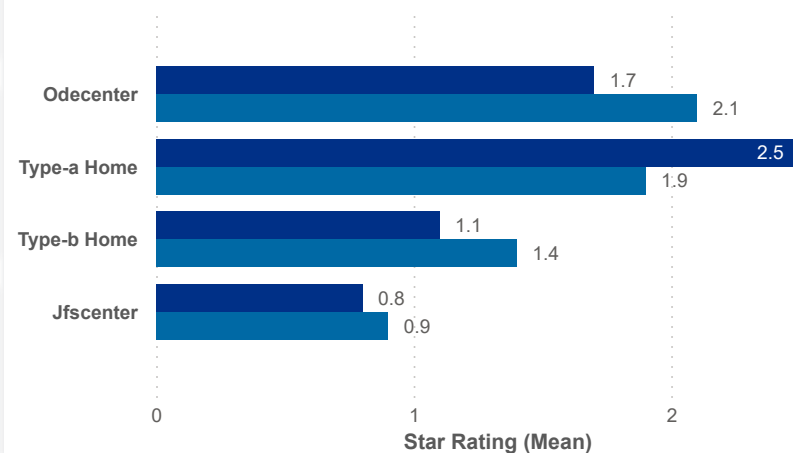
5.13

Star Rating Mean (Total)

1.0

Star Rating Mean

Worker status ● Leaver ● Stayer



Star Rating Mean (Leaver)

0.9

Star Rating Mean (Stayer)

1.0



Date: Program Type:
 Job Title: Teacher Age Group: Education: TEACH Status:

Date: Position Type:
 Beale Code: Publicly Funded: Credential: TEACH Models:

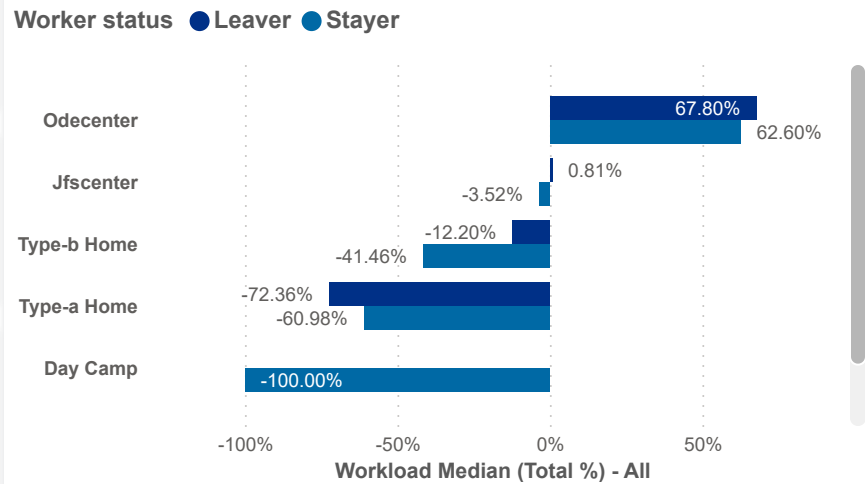
SDA>County: STUQ Rating: Total Duration:
 Center Type: Publicly Funded: POWER Status:

Total Duration: Beale Code: Student Age Group: POWER Levels:

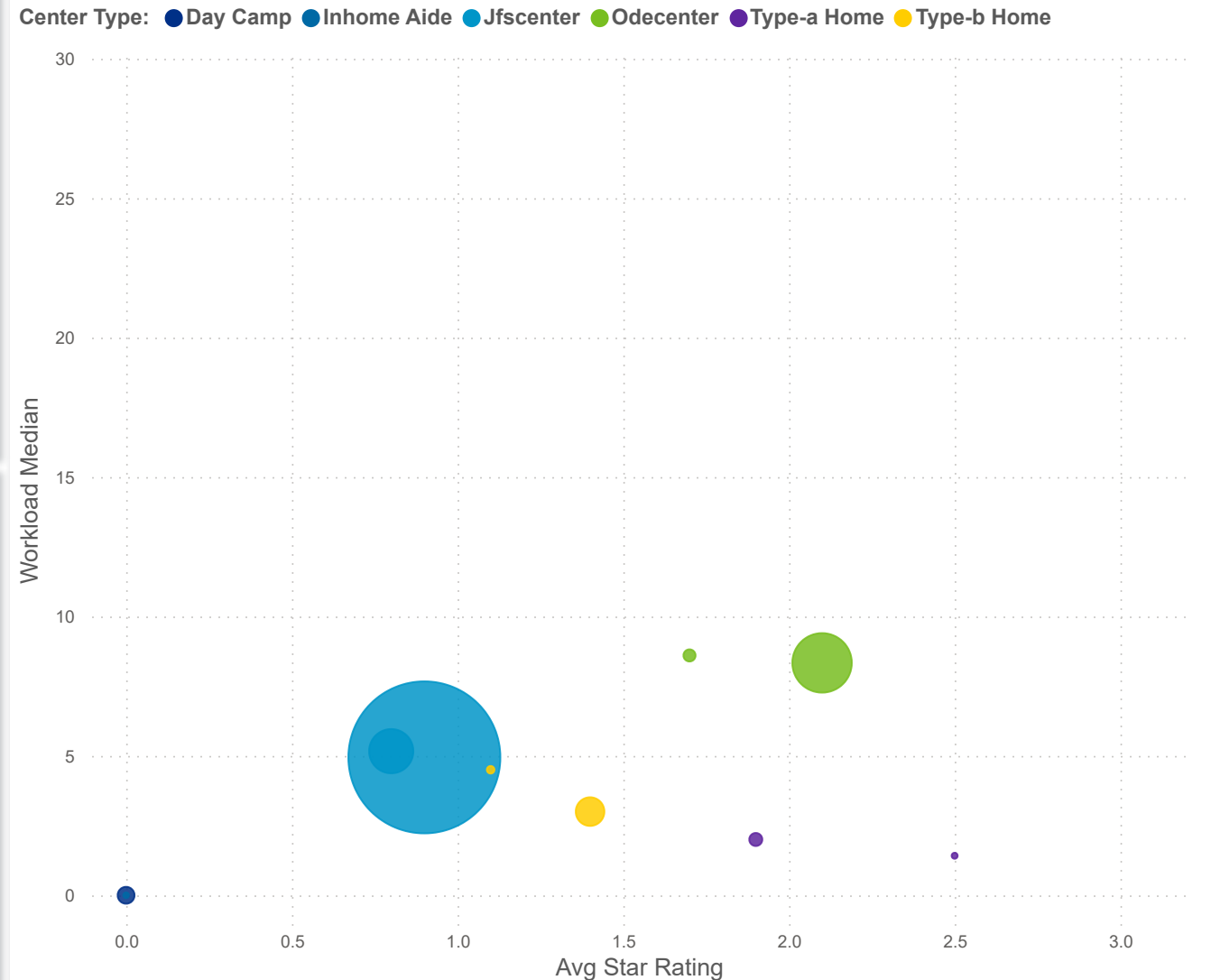
Workload Median (Total)

5.13

Workload Median (Total %)



Star Rating Mean, Workload Median, and Number of Users by Worker Status and Center Type



Workload Median (Leaver)

5.33

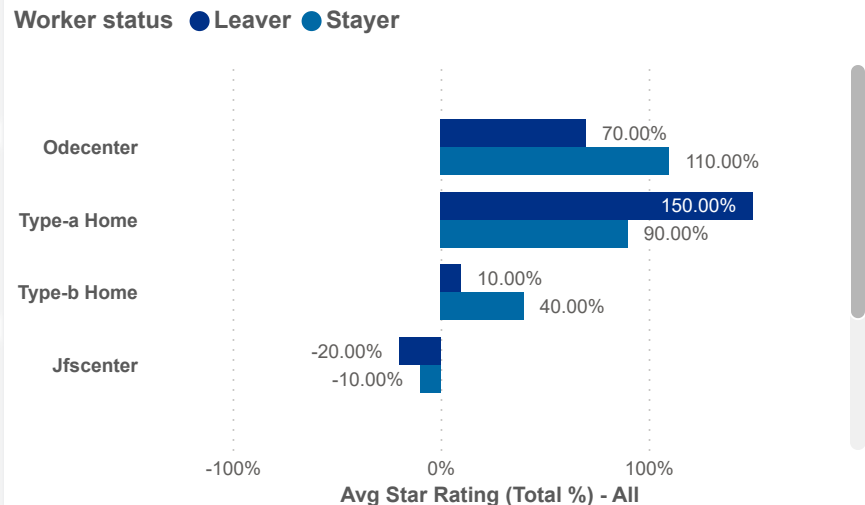
Workload Median (Stayer)

5.13

Star Rating Mean (Total)

1.0

Star Rating Mean (Total %)



Star Rating Mean (Leaver)

0.9

Star Rating Mean (Stayer)

1.0



Date: 202404 Program Type: Multiple select... Job Title: All Teacher Age Group: All Education: All TEACH Status: All

202406 Position Type: All SUTQ Rating: All Total Duration: 0.00 Center Type: Multiple select... Publicly Funded: All TEACH Models: All

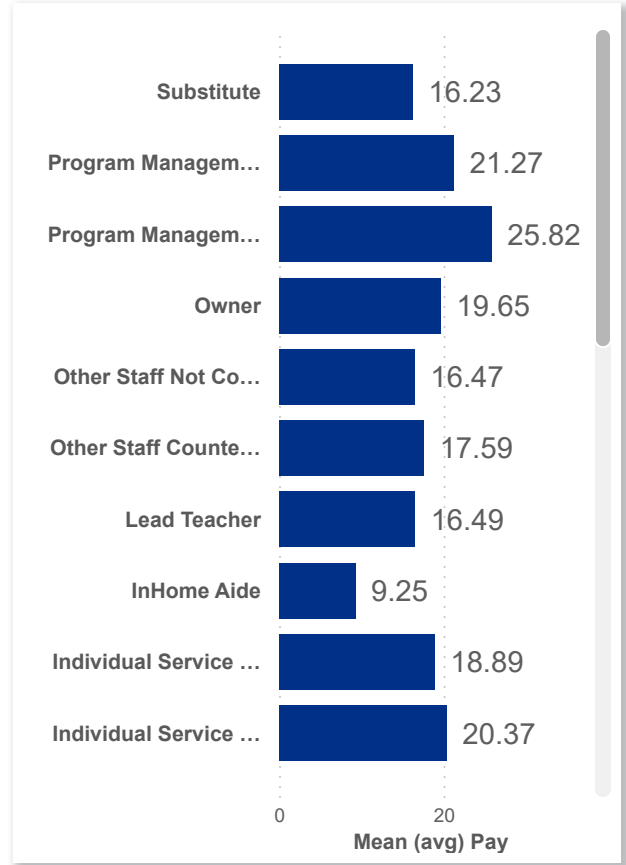
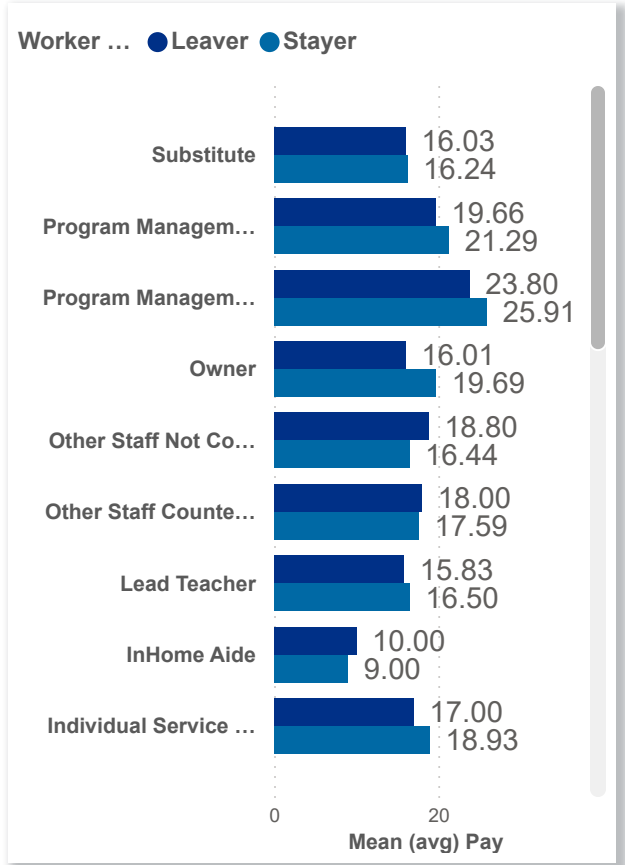
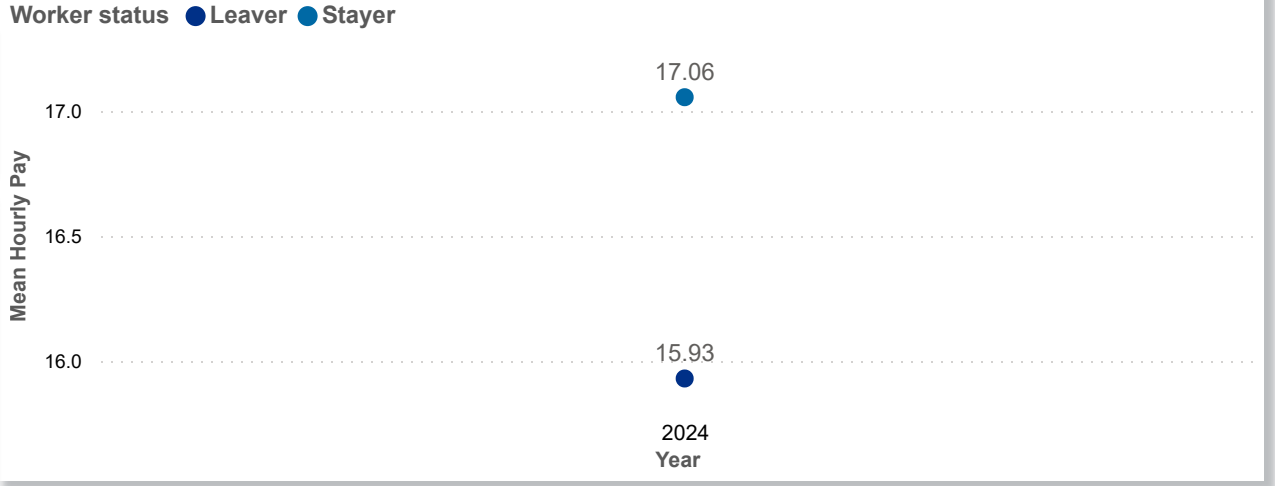
SDA>County: SDA 9 Total Duration: 100.00 Beale Code: All Student Age Group: All POWER Status: All

POWER Levels: All

PAY MEAN (USD)

LEAVER	STAYER	COMBINED
15.93	17.06	17.03

Salary Mean by Year and Worker Status



Combined Salary Mean by Year and Worker Status

