

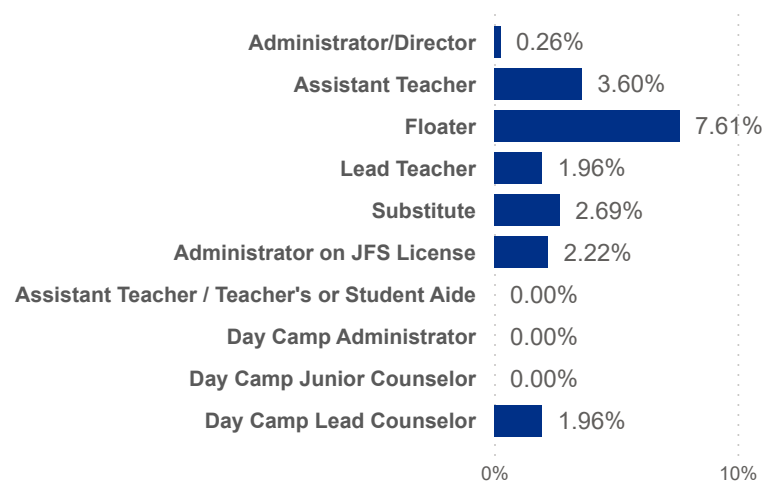


Date: Program Type:
 Job Title: Teacher Age Group: Education: TEACH Status:

Date: Position Type:
 SUTQ Rating: Total Duration: Center Type: Publicly Funded: POWER Status:

SDA>County: Beale Code: Student Age Group: POWER Levels:

Avg Monthly Turnover Rates by Job Title



Avg Monthly Turnover

3.26%

Adjusted Workers

8,357

Total Leaver

617

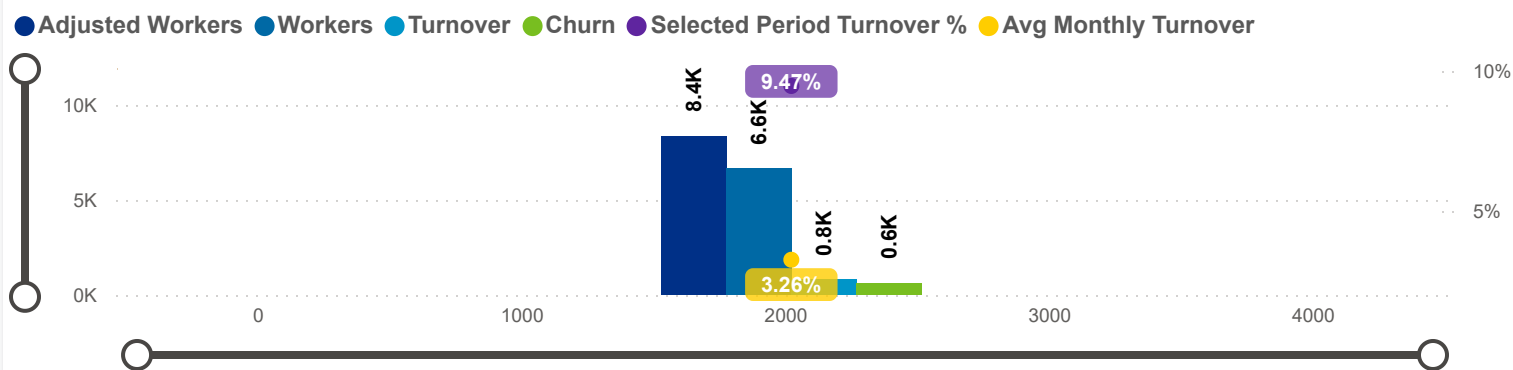
Total Stayer

7,740

Sel Period Turnover

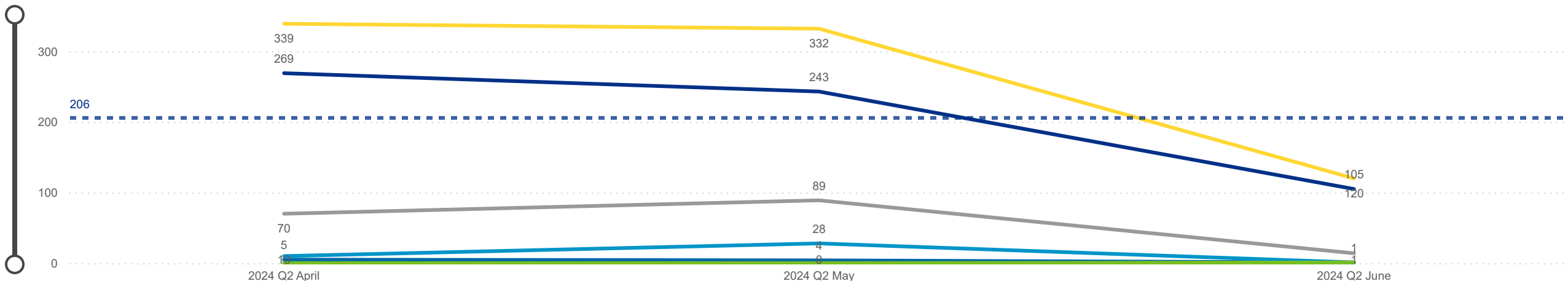
9.47%

Avg Monthly Turnover and Number of Workers



Categorization by Time Series

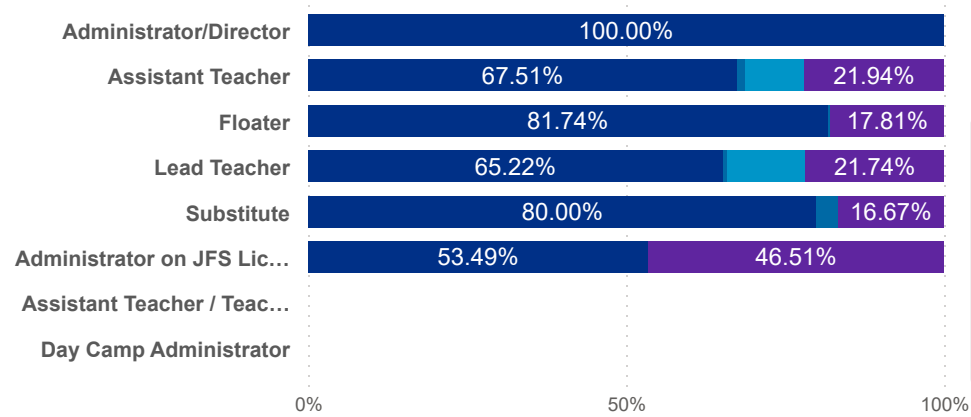
Churn (dark blue), Internal (medium blue), Promotion (light blue), Seasonal (green), Transfer (grey), Turnover (yellow)



Date: 202404 | Program Type: Multiple select... | Job Title: All | Teacher Age Group: All | Education: All | TEACH Status: All
 202406 | Position Type: All | SUTQ Rating: All | Total Duration: 0.00 | Center Type: Multiple select... | Publicly Funded: All | TEACH Models: All
 SDA>County: SDA 8 | Beale Code: All | Student Age Group: All | POWER Status: All
 100.00 | POWER Levels: All

Job Change Reasons by Job Title

● Churn ● Internal ● Promotion ● Seasonal ● Transfer



Avg Monthly Churn

2.54%

Adjusted Workers

8,357

Workload Median

5.76

Pay Median USD / hr

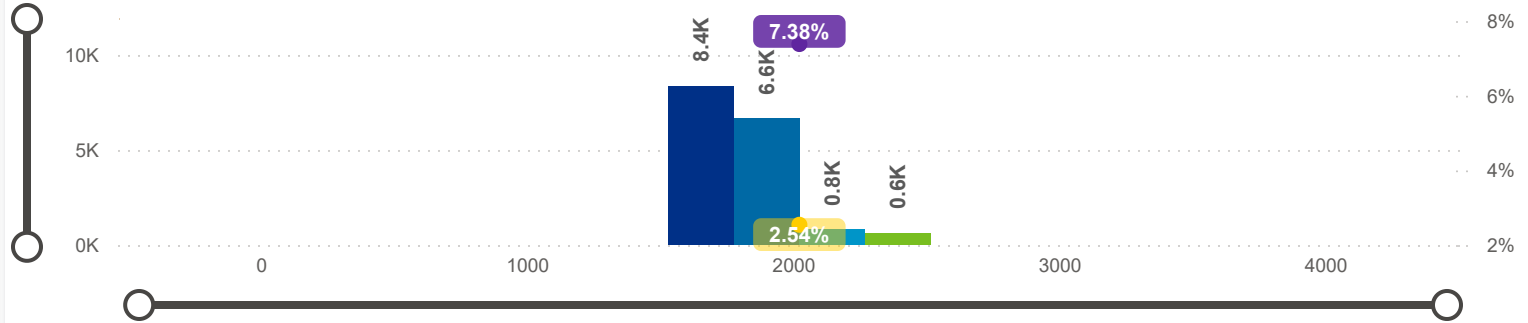
15.00

Avg ECE Duration

6.45

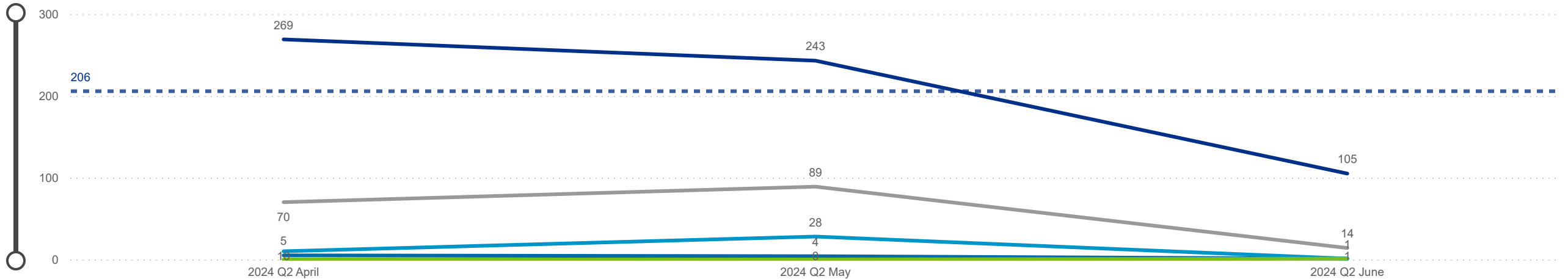
Avg Monthly Churn and Number of Workers

● Adjusted Workers ● Workers ● Turnover ● Churn ● Selected Period Churn % ● Avg Monthly Churn



Categorization by Time Series

● Churn ● Internal ● Promotion ● Seasonal ● Transfer



Date: 202404 | Program Type: Multiple select... | Job Title: All | Teacher Age Group: All | Education: All | TEACH Status: All
 202406 | Position Type: All | SUTQ Rating: All | Total Duration: 0.00 | Center Type: Multiple select... | Publicly Funded: All | POWER Status: All
 SDA>County: SDA 8 | Beale Code: All | Student Age Group: All | POWER Levels: All

Low Leaver % | High Leaver %

ADJUSTED WORKERS

8,357

TOTAL LEAVER

617

TOTAL STAYER

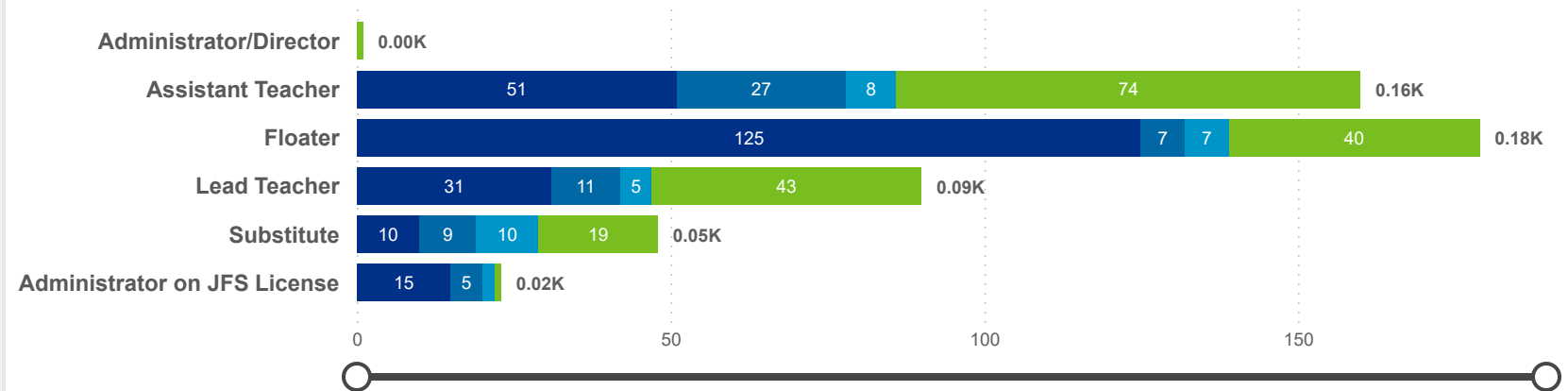
7,740

SELECTED PERIOD CHURN %

7.38%

Leaver by Job Title and Star Rating

SUTQ Rating (1=Br; 2=Sil; 3=Gld) ● 0 ● 1 ● 2 ● 3



To display Azure Maps visuals, sign in.

County	Adjusted Workers	Workers	Workers %	Total Leaver	Total Stayer	Selected Period Churn %	Stayer %	Avg Monthly Churn	Selected Period Turnover %	Avg Monthly Turnover	Workload Median	Avg Star Rating
Montgomery OH	4,535	3,479	52.47%	271	4,264	5.98%	94.02%	2.03%	8.31%	2.83%	5.83	2.0
Greene OH	1,250	1,085	16.37%	191	1,059	15.28%	84.72%	5.62%	17.20%	6.33%	5.83	1.4
Clark OH	586	504	7.60%	48	538	8.19%	91.81%	2.79%	9.73%	3.31%	5.21	1.9
Miami OH	577	486	7.33%	27	550	4.68%	95.32%	1.58%	6.24%	2.11%	6.57	1.5
Preble OH	204	169	2.55%	17	187	8.33%	91.67%	2.91%	12.75%	4.45%	5.65	1.6
Darke OH	279	217	3.27%	15	264	5.38%	94.62%	1.86%	7.17%	2.48%	4.43	1.8
Shelby OH	313	240	3.62%	15	298	4.79%	95.21%	1.62%	6.07%	2.05%	4.98	1.8
Champaign OH	223	172	2.59%	12	211	5.38%	94.62%	1.83%	6.73%	2.29%	5.82	1.8
Logan OH	187	160	2.41%	11	176	5.88%	94.12%	2.01%	6.95%	2.38%	5.81	2.2
Fayette OH	203	163	2.46%	10	193	4.93%	95.07%	1.68%	6.40%	2.18%	2.75	2.6
Total	8,357	6,630	100.00%	617	7,740	7.38%	92.62%	2.54%	9.47%	3.26%	5.76	1.9

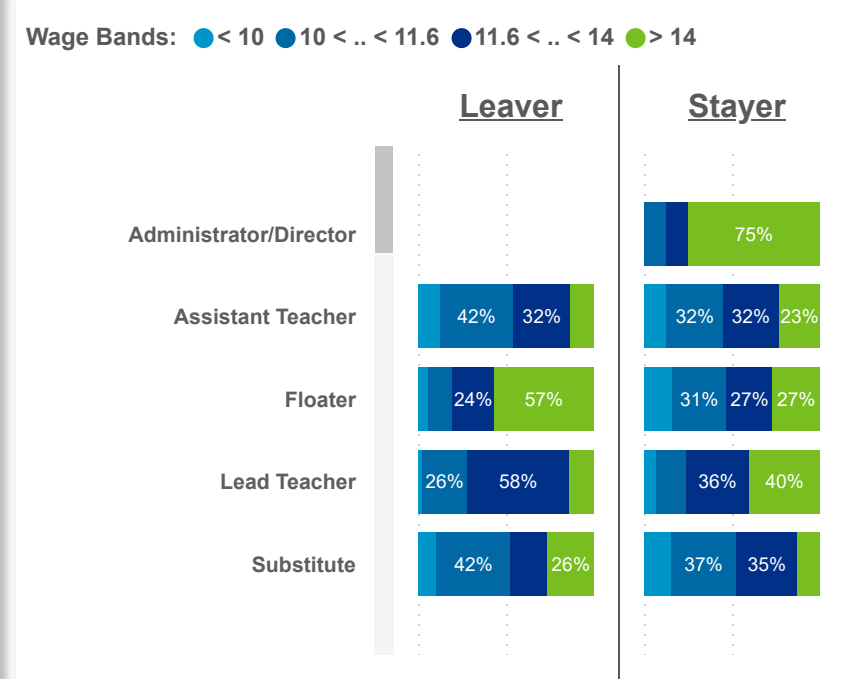
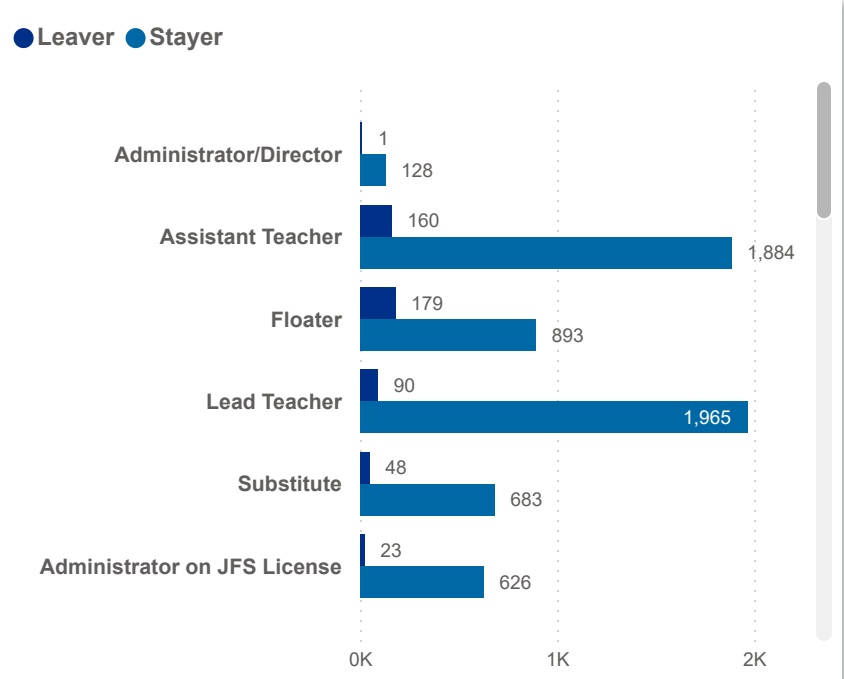

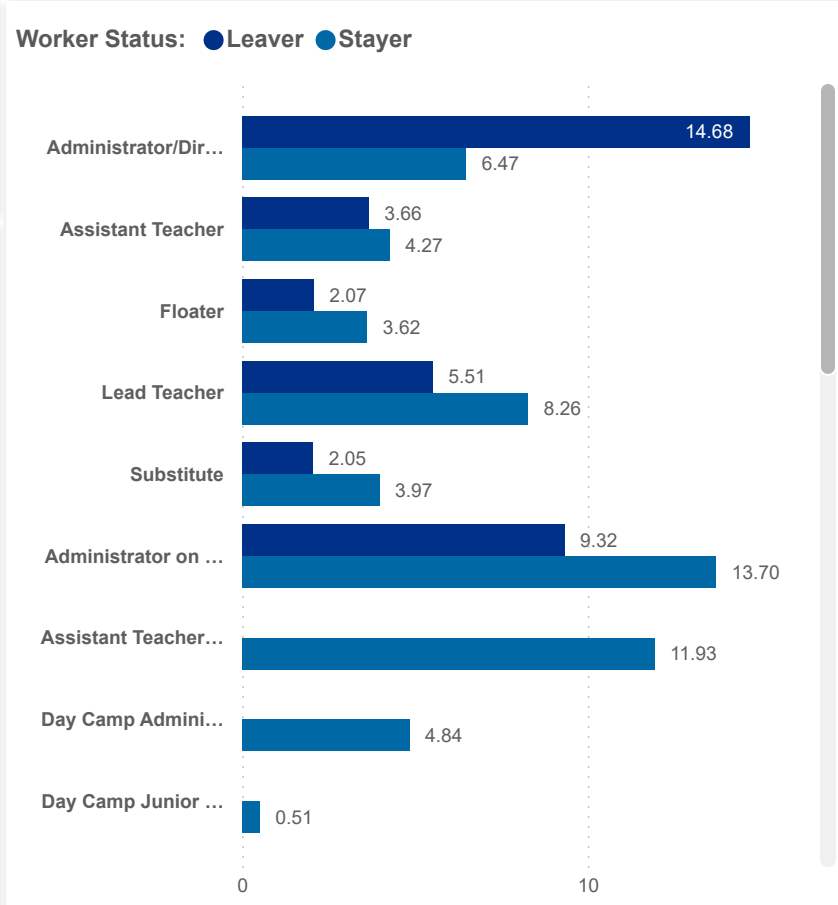



Date: Program Type:
 Job Title: Teacher Age Group: Education: TEACH Status:

Date: Position Type:
 SUTQ Rating: Total Duration: Center Type: Publicly Funded: POWER Status:

SDA>County: Beale Code: Student Age Group: POWER Levels:

NUMBER OF WORKERS		AVG ECE DURATION (In Years)		HOURLY WAGE BANDS (USD)	
TOTAL LEAVER	TOTAL STAYER	LEAVER	STAYER	LEAVER (Hourly Wage MED)	STAYER (Hourly Wage MED)
617	7,740	3.86	6.59	15.00	15.00





Date: Program Type: Job Title: Teacher Age Group: Education: TEACH Status:

Date: Position Type: SUTQ Rating: Total Duration: Center Type: Publicly Funded: TEACH Models:

SDA>County: Total Duration: Beale Code: Student Age Group: POWER Status: POWER Levels:

NUMBER OF WORKERS

AVG ECE DURATION (In Years)

HOURLY WAGE BANDS (USD)

LEAVER

STAYER

LEAVER

STAYER

LEAVER (Hourly Wage MED)

STAYER (Hourly Wage MED)

7.38%

92.62%

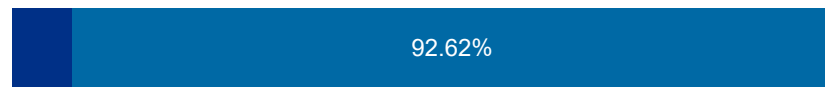
3.86

6.59

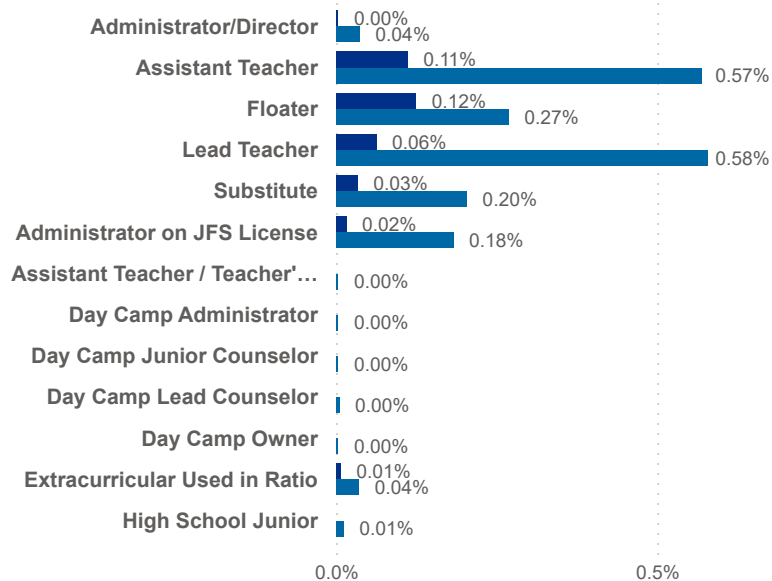
15.00

15.00

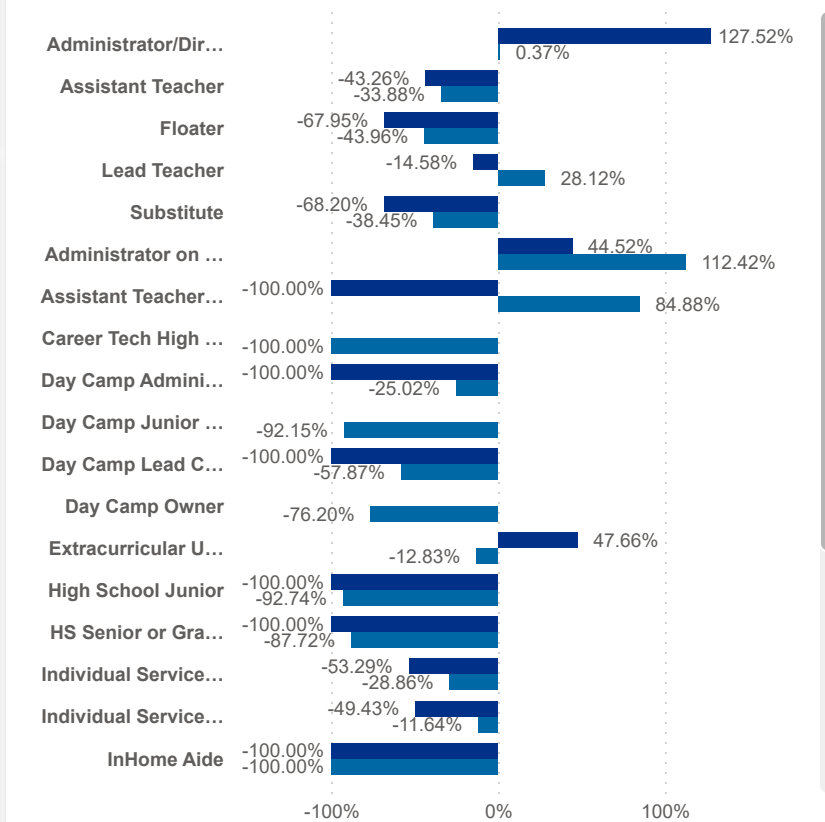
● Leaver % ● Stayer %



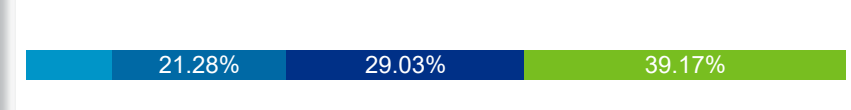
Worker Status: ● Leaver ● Stayer



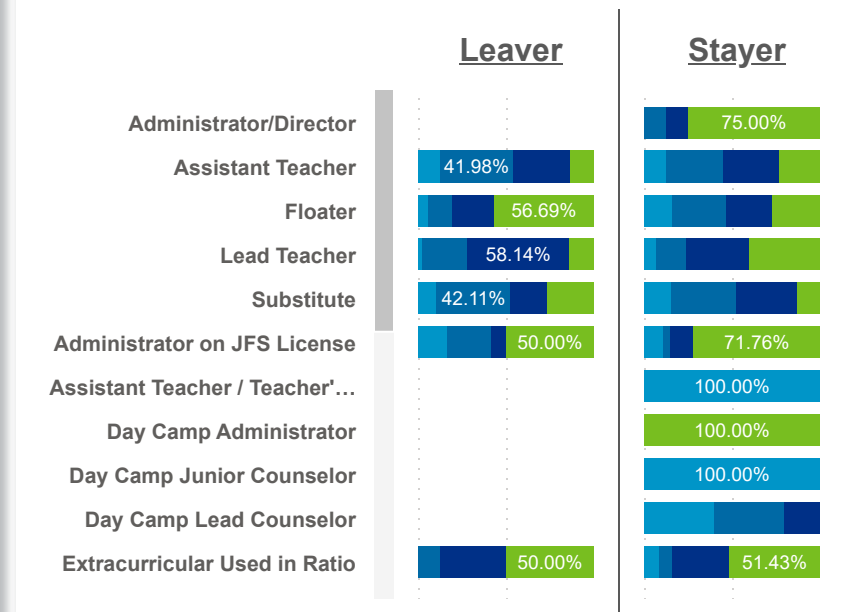
Worker Status: ● Leaver ● Stayer



Wage Bands: ● < 10 ● 10 < .. < 11.6 ● 11.6 < .. < 14 ● > 14



Wage Bands: ● < 10 ● 10 < .. < 11.6 ● 11.6 < .. < 14 ● > 14





Date: Program Type:
 Job Title: Teacher Age Group: Education: TEACH Status:

Date: Position Type:
 SUTQ Rating: Total Duration: Center Type: Publicly Funded: POWER Status:

SDA>County: Beale Code: Student Age Group: POWER Levels:

LEAVER (Avg Career Duration)

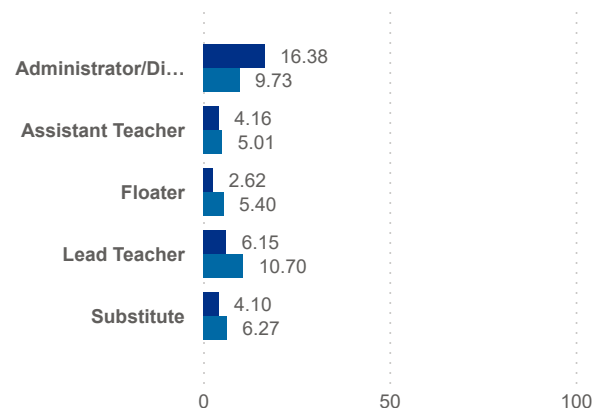
5.05

STAYER (Avg Career Duration)

11.81

Avg Career Duration by Job Title

Worker Status: ● Leaver ● Stayer



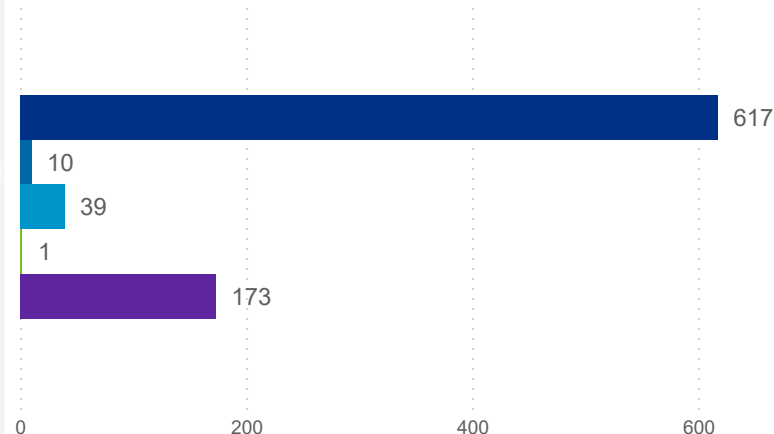
County	Job Title	Longest Serving Profile	\$ / hr	Seniority	Workload	Star Rating (n)
Champaign	Administrator/Director	2.02		Early	11.33	
Clark	Administrator/Director	2.95		Early	9.64	
Darke	Administrator/Director	1.79		Early	10.00	
Fayette	Administrator/Director	3.74		Early	12.40	
Greene	Administrator/Director	1.27		Early	6.59	
Logan	Administrator/Director	2.83		Early	21.25	
Miami	Administrator/Director	1.79		Early	13.48	
Montgomery	Administrator/Director	1.02		Early	11.14	
Preble	Administrator/Director	1.24		Early	7.28	
Shelby	Administrator/Director	2.92		Early	8.00	
Montgomery	Administrator/Director	3.92	16.00	Early	6.10	

TOTAL STAYER

7,740

Turnover Reasons

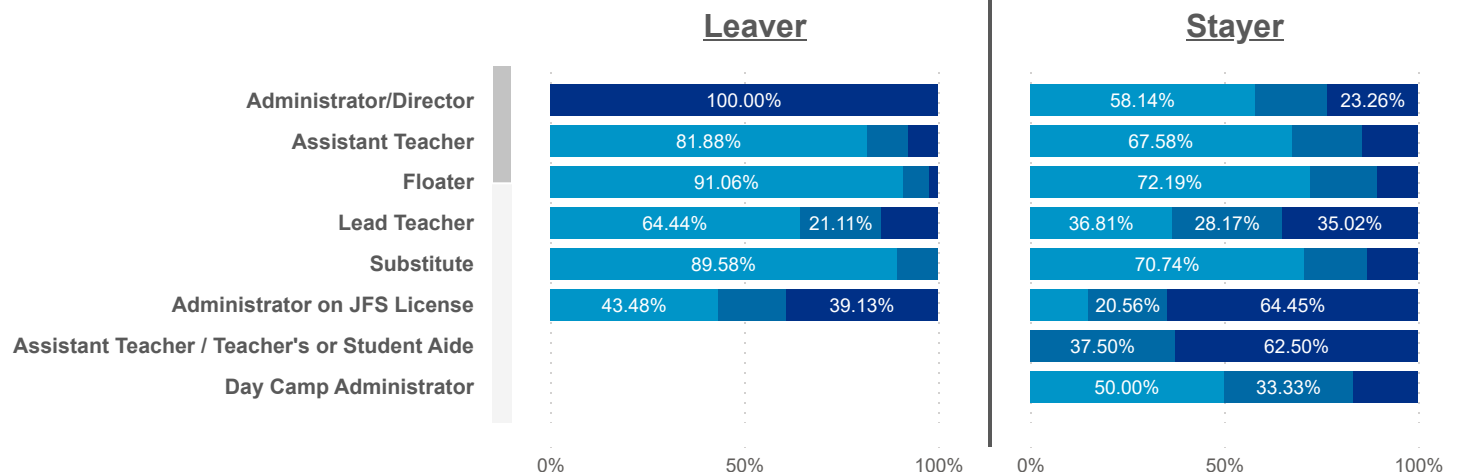
● Churn ● Internal ● Promotion ● Seasonal ● Transfer



STAYER (Promotion)

39

Seniority: ● Early ● Mid ● Senior





Date: Program Type:
 Job Title: Teacher Age Group: Education: TEACH Status:

Date: Position Type:
 SUTQ Rating: Total Duration: Center Type: Publicly Funded: POWER Status:

SDA>County: Beale Code: Student Age Group: POWER Levels:

LEAVER (Avg Career Duration)

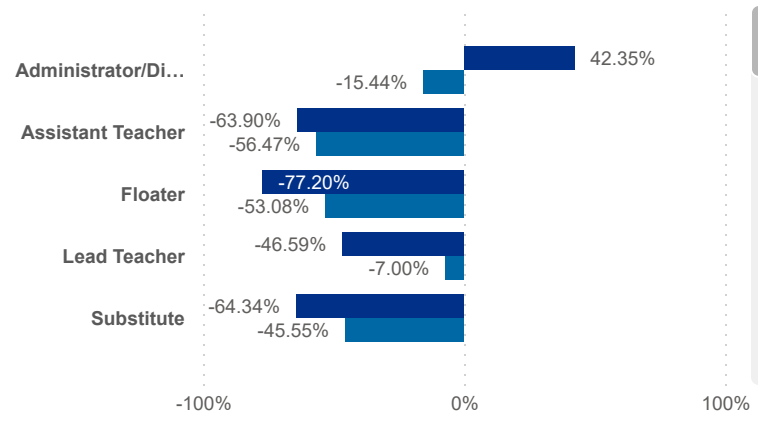
5.05

STAYER (Avg Career Duration)

11.81

Avg Career Duration by Job Title vs Mean

Worker Status: ● Leaver ● Stayer



County	Job Title	Longest Serving Profile	\$ / hr	Seniority	Workload	Star Rating (mean)
Miami	Floater	0.09	14.00	Early	5.56	3.0
Greene	Individual Service Provider Not Used in Ratio	0.10		Early	0.85	0.0
Greene	Floater	0.15	16.50	Senior	0.85	0.0
Champaign	Substitute	0.15		Mid	3.85	3.0
Clark	Extracurricular Used in Ratio	0.16	14.83	Senior	4.90	3.0
Shelby	Floater	0.17	13.00	Early	4.98	2.0
Montgomery	Cook	0.17	14.78	Early	6.48	3.0
Miami	Floater	0.18	10.45	Early	4.33	3.0
Darke	Program Management Used in Ratio	0.18		Early	4.22	3.0
Shelby	Program Management Used in Ratio	0.18		Early	8.44	3.0

TOTAL STAYER

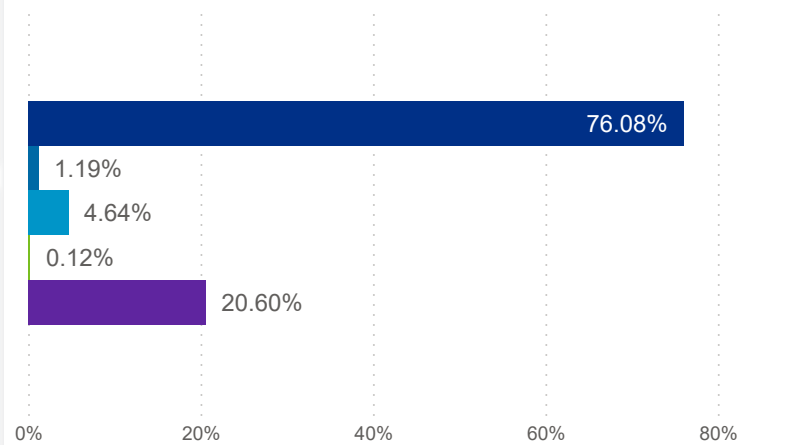
7,740

STAYER (Promotion)

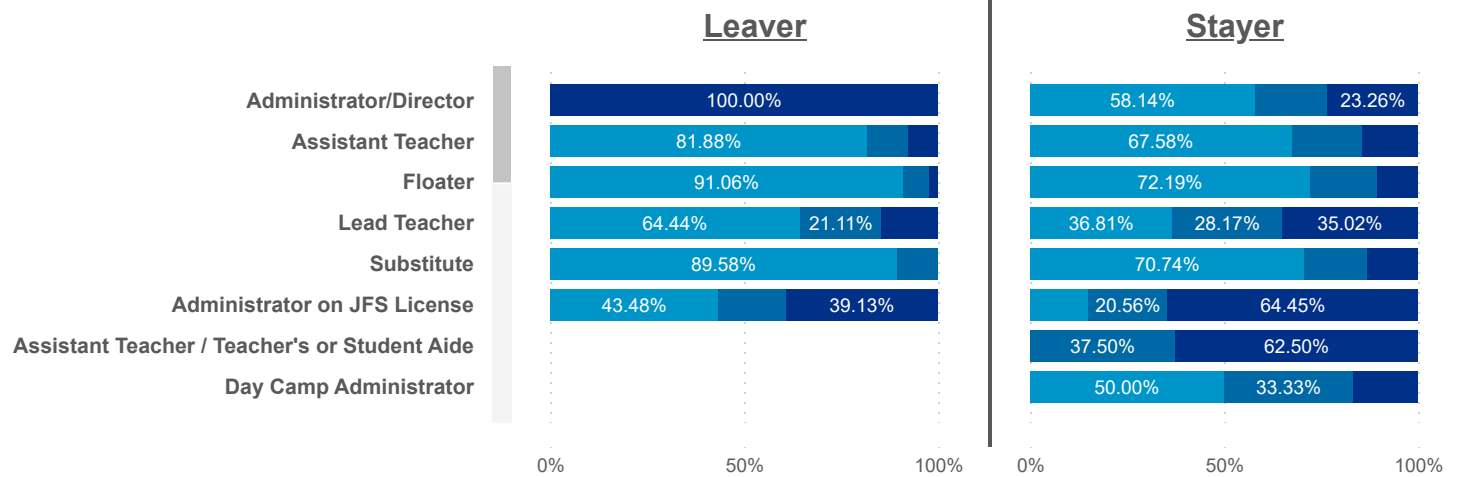
39

Turnover Reasons

● Churn ● Internal ● Promotion ● Seasonal ● Transfer



Seniority: ● Early ● Mid ● Senior



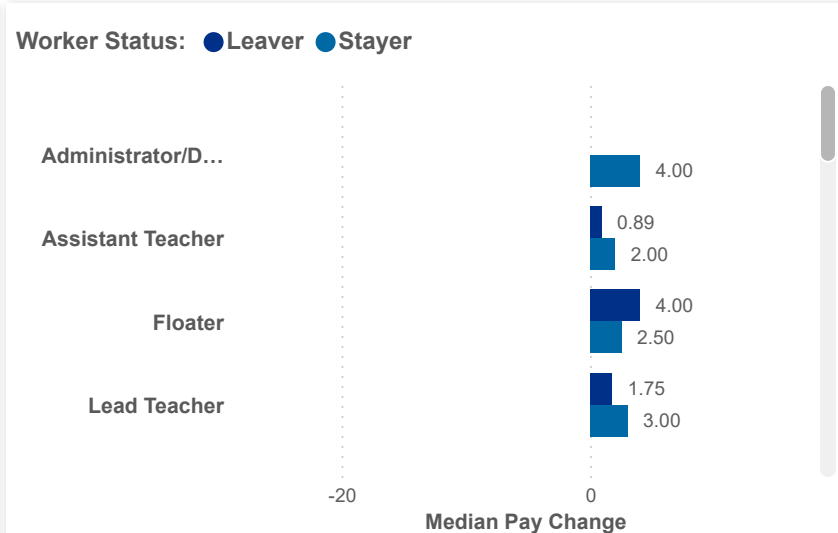
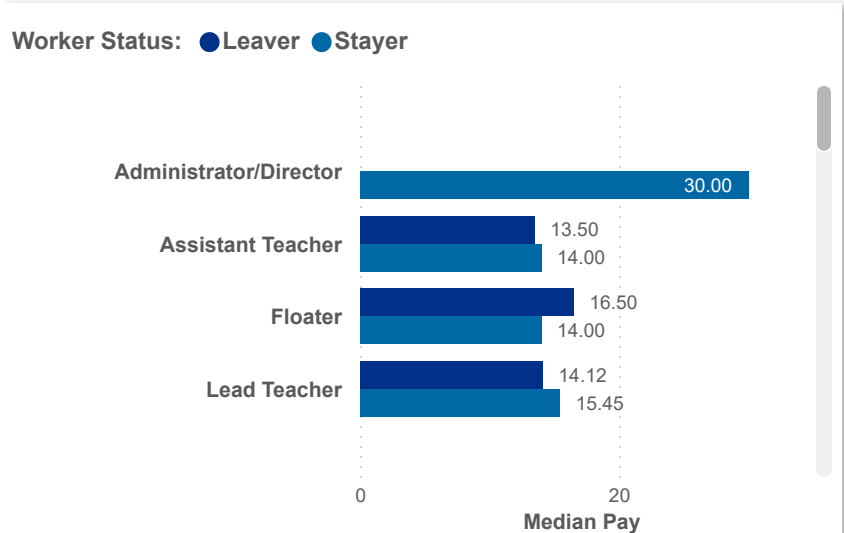
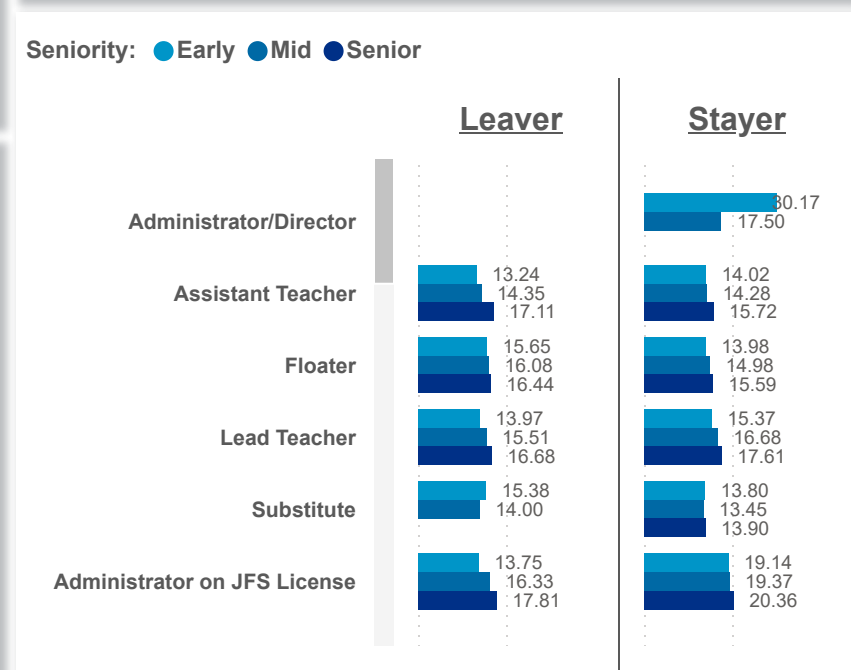
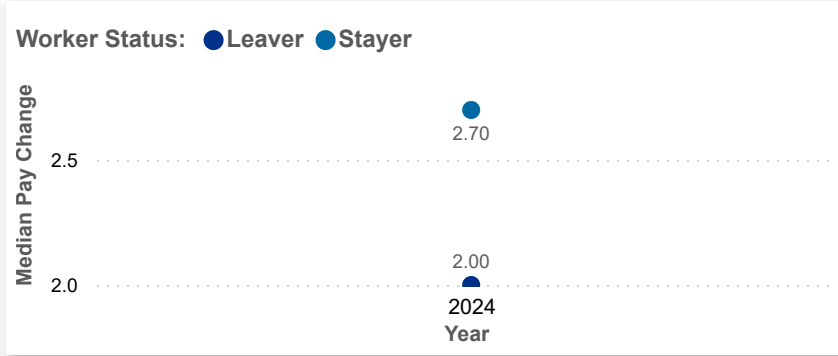
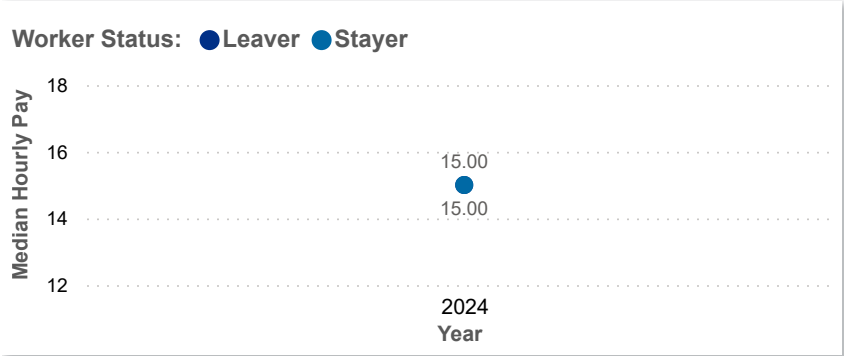
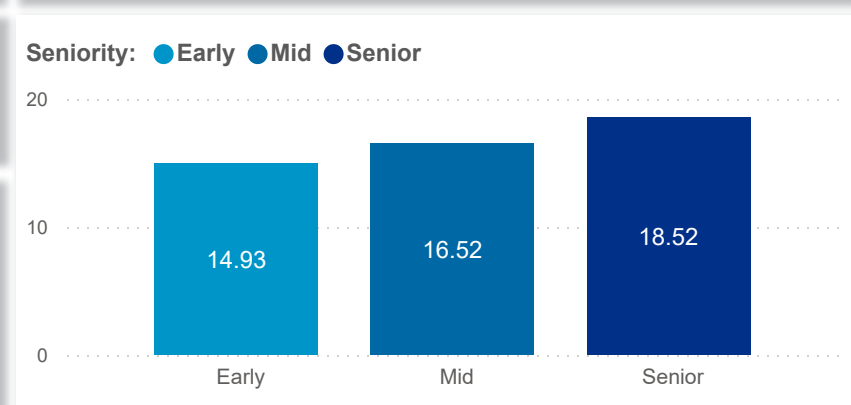


Date: Program Type: Job Title: Teacher Age Group: Education: TEACH Status:
 Position Type: SUTQ Rating: Total Duration: Center Type: Publicly Funded: POWER Status:
 SDA>County: Beale Code: Student Age Group: POWER Levels:

PAY MEDIAN (USD)

PAY PROGRESSION (USD)

PAY & CAREER SENIORITY (USD)





Date: Program Type: Job Title: Teacher Age Group: Education: TEACH Status:
 Position Type: Credential: TEACH Models:
 SDA>County: SUTQ Rating: Total Duration: Center Type: Publicly Funded: POWER Status:
 Beale Code: Student Age Group: POWER Levels:

PAY MEDIAN (USD)

LEAVER

15.00

STAYER

15.00

PAY PROGRESSION (USD)

LEAVER

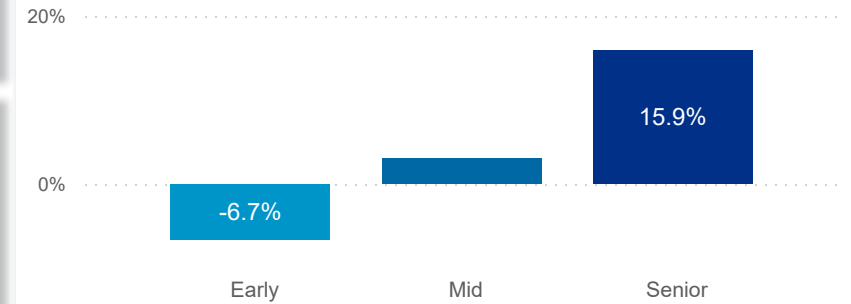
0.34

STAYER

0.69

PAY & CAREER SENIORITY (USD)

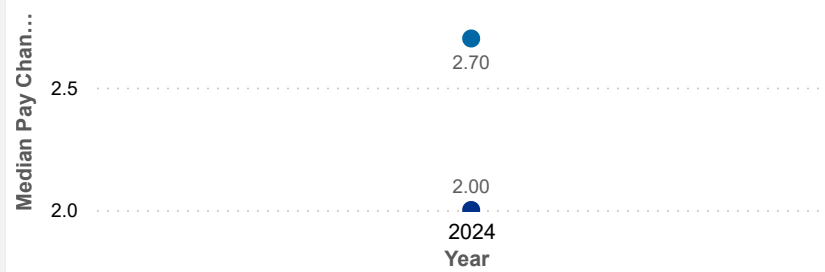
Seniority: ● Early ● Mid ● Senior



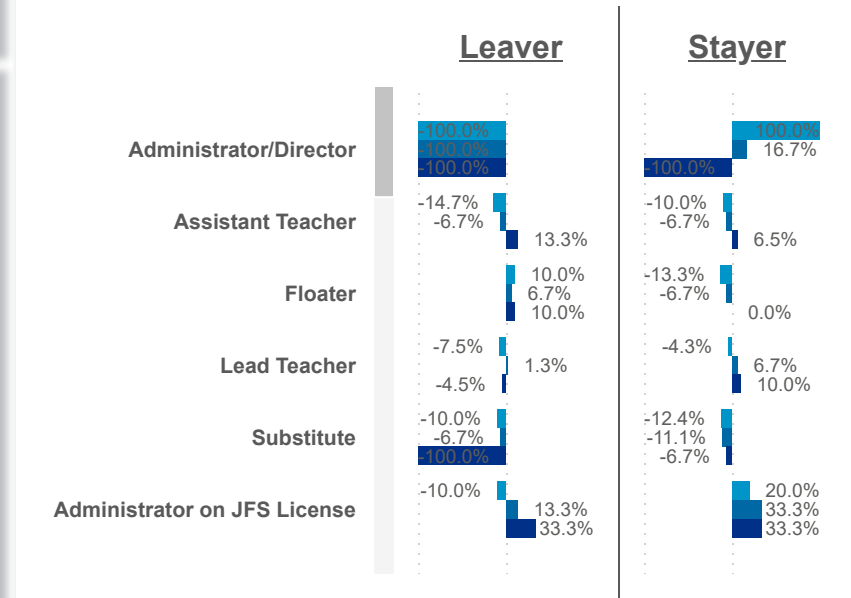
Worker Status: ● Leaver ● Stayer



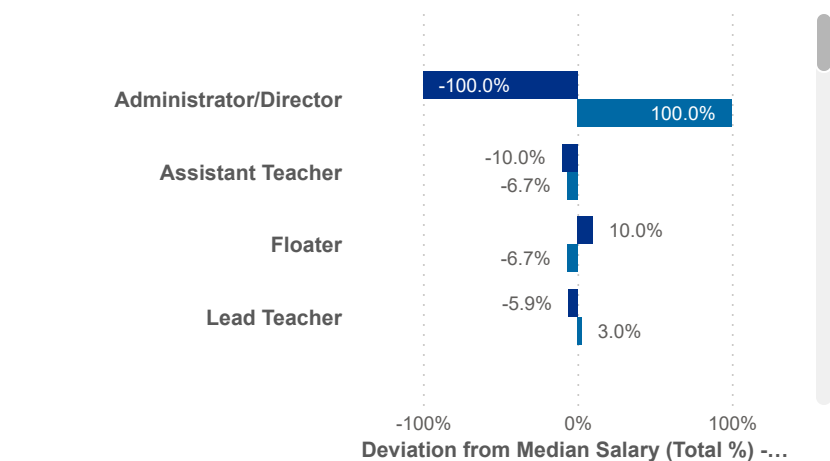
Worker Status: ● Leaver ● Stayer



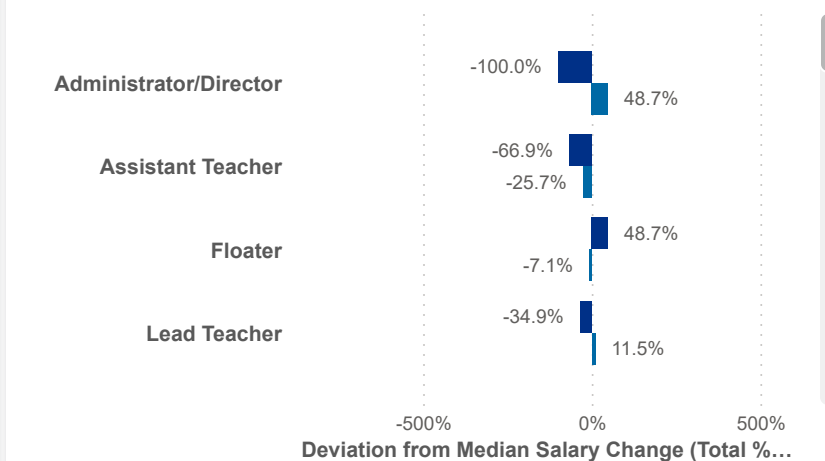
Seniority: ● Early ● Mid ● Senior



Worker Status: ● Leaver ● Stayer



Worker Status: ● Leaver ● Stayer





Date: Program Type:
 Job Title: Teacher Age Group: Education: TEACH Status:

Position Type:
 SUTQ Rating: Total Duration: Center Type: Publicly Funded: POWER Status:

SDA>County: Beale Code: Student Age Group: POWER Levels:

Workload Median (Total)

5.76

Workload Median (Leaver)

4.92

Workload Median (Stayer)

5.79

Star Rating Mean (Total)

1.9

Star Rating Mean (Leaver)

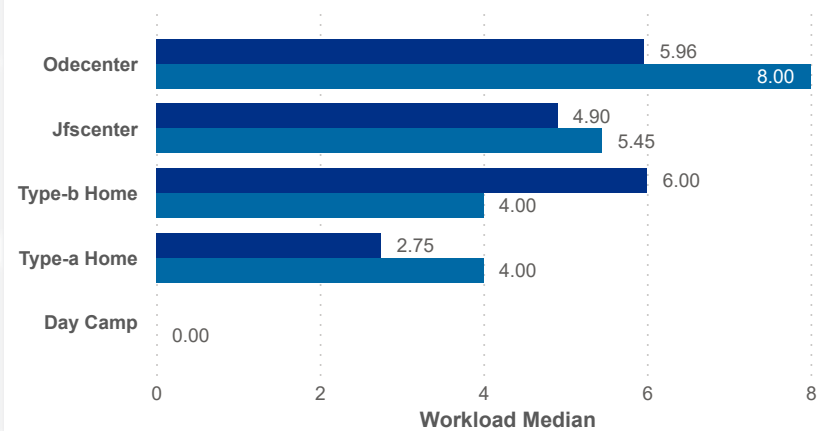
1.4

Star Rating Mean (Stayer)

1.9

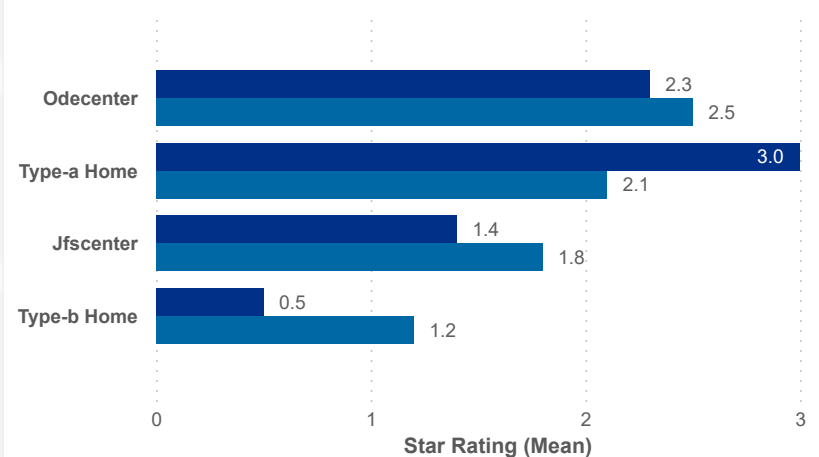
Workload Median

Worker status ● Leaver ● Stayer



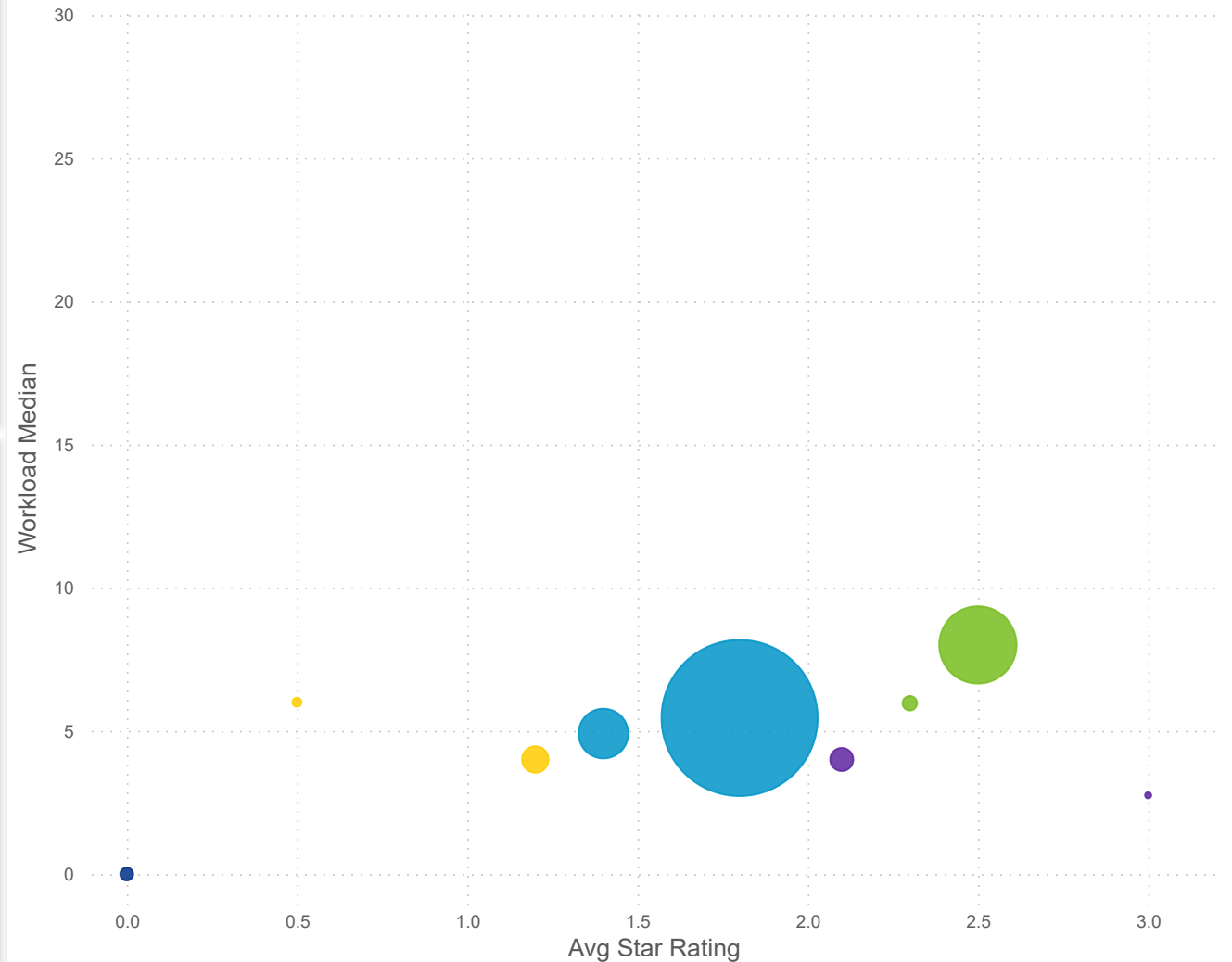
Star Rating Mean

Worker status ● Leaver ● Stayer



Star Rating Mean, Workload Median, and Number of Users by Worker Status and Center Type

Center Type: ● Day Camp ● Jfscenter ● Odecenter ● Type-a Home ● Type-b Home





Date: Program Type:
 Job Title: Teacher Age Group: Education: TEACH Status:

Date: Position Type:
 STUQ Rating: Total Duration: Center Type: Publicly Funded: POWER Status:

SDA>County: Beale Code: Student Age Group: POWER Levels:

Workload Median (Total)

5.76

Workload Median (Leaver)

4.92

Workload Median (Stayer)

5.79

Star Rating Mean (Total)

1.9

Star Rating Mean (Leaver)

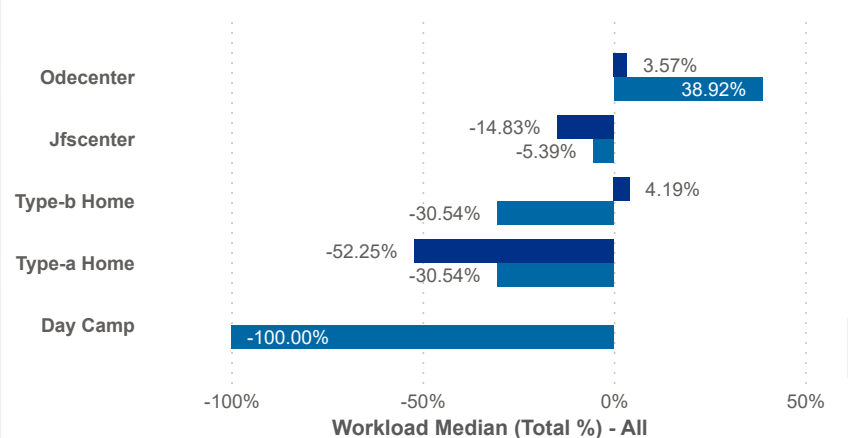
1.4

Star Rating Mean (Stayer)

1.9

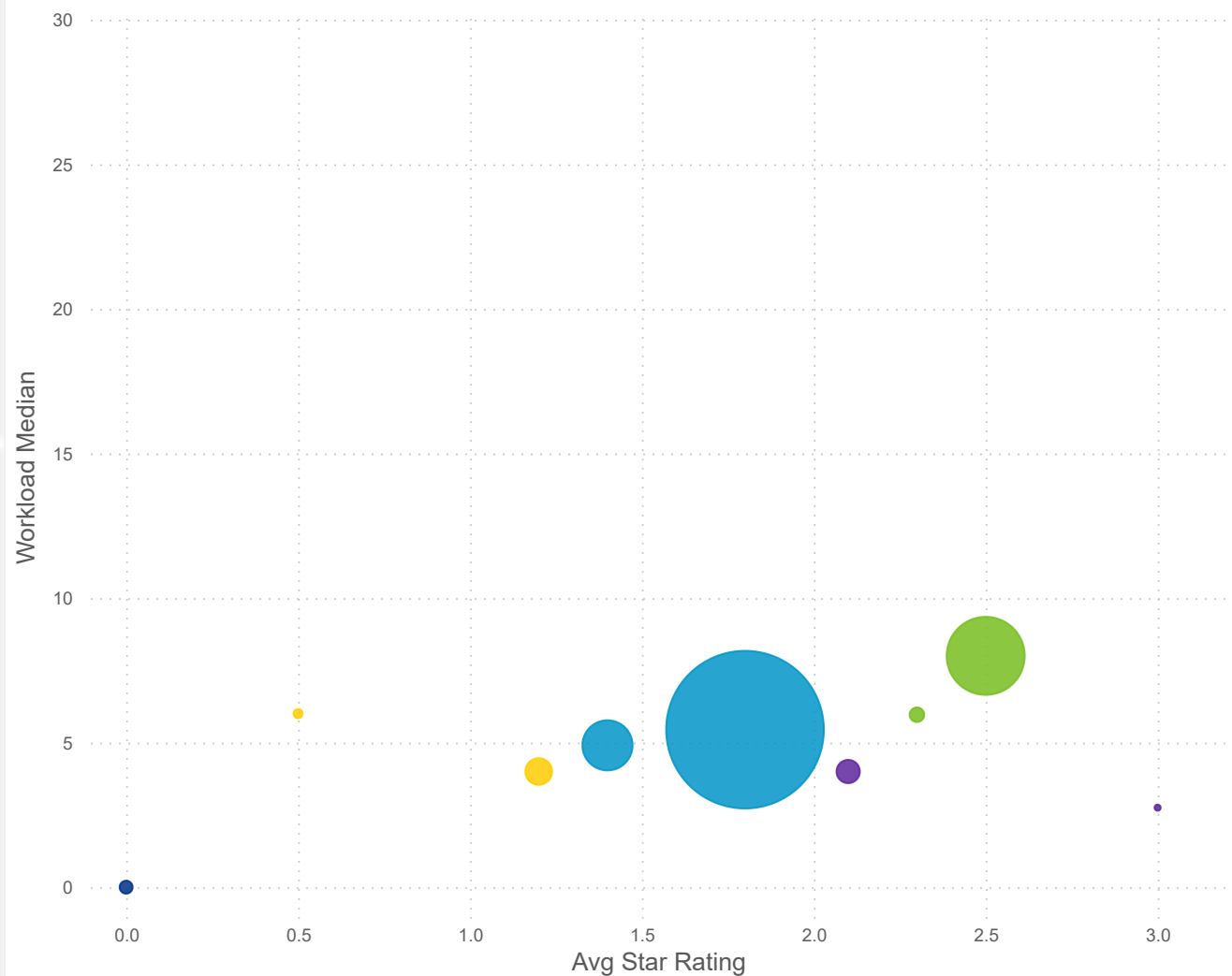
Workload Median (Total %)

Worker status ● Leaver ● Stayer



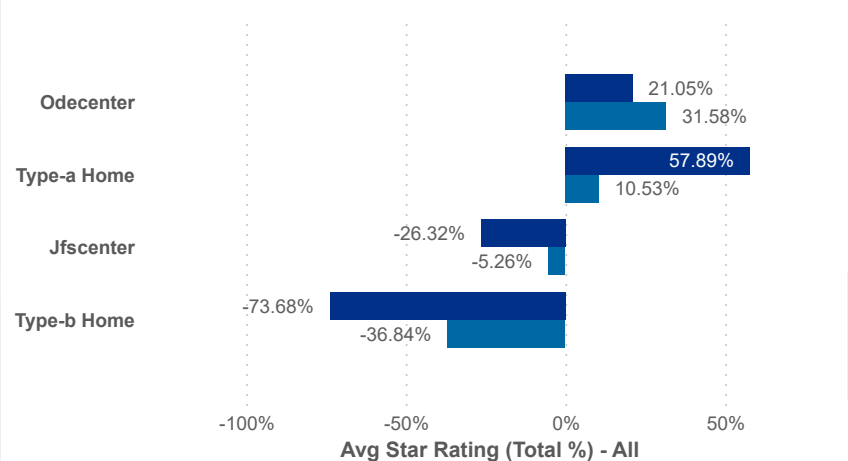
Star Rating Mean, Workload Median, and Number of Users by Worker Status and Center Type

Center Type: ● Day Camp ● Jfscenter ● Odecenter ● Type-a Home ● Type-b Home



Star Rating Mean (Total %)

Worker status ● Leaver ● Stayer





Date: 202404 | Program Type: Multiple select... | Job Title: All | Teacher Age Group: All | Education: All | TEACH Status: All

202406 | Position Type: All | SUTQ Rating: All | Total Duration: 0.00 | Center Type: Multiple select... | Publicly Funded: All | TEACH Models: All

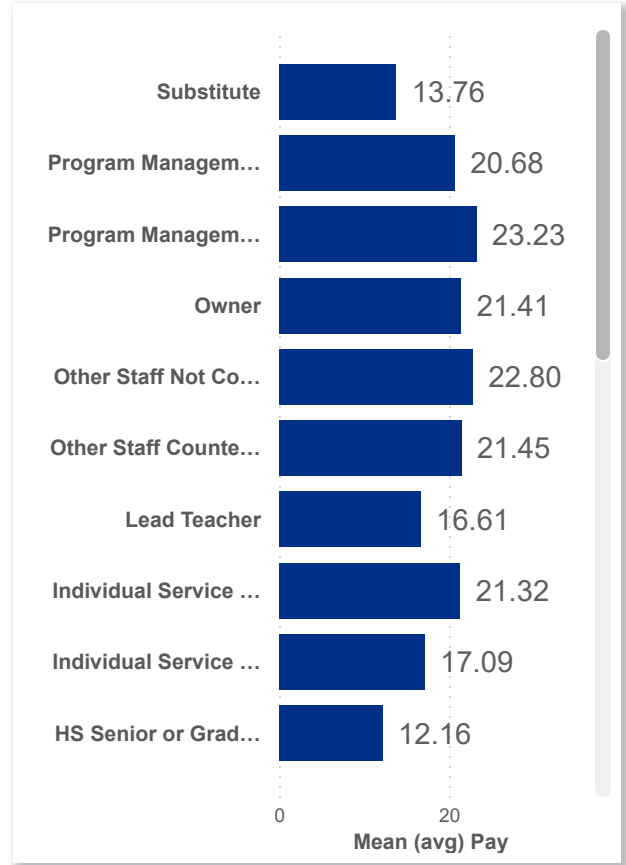
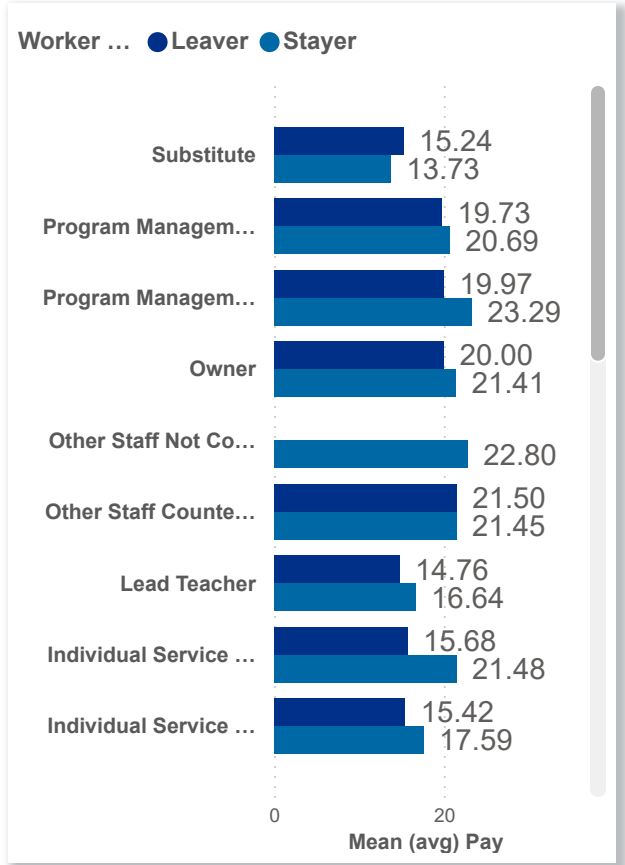
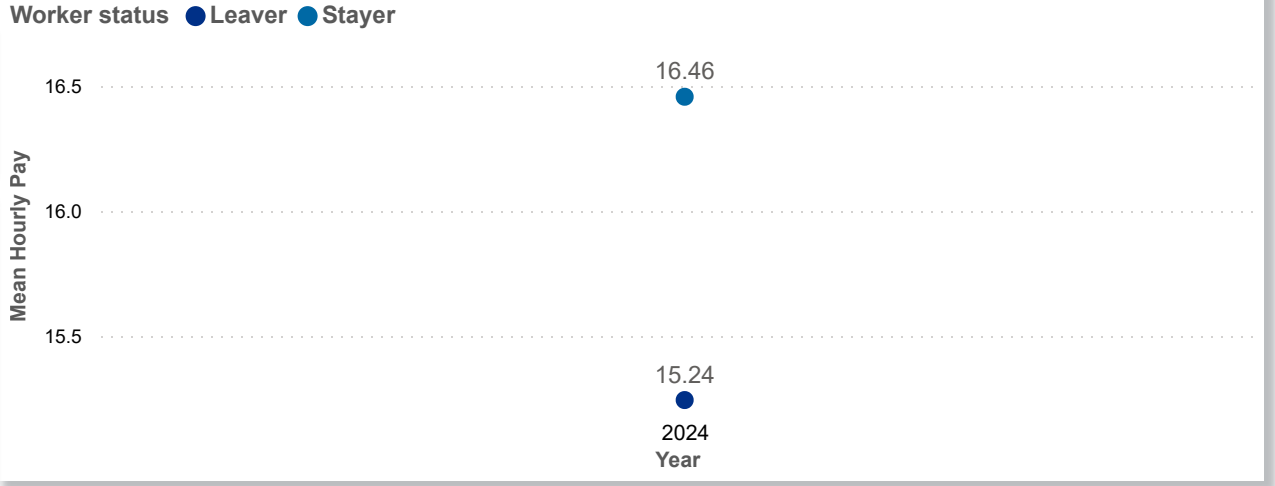
SDA>County: SDA 8 | Total Duration: 100.00 | Beale Code: All | Student Age Group: All | POWER Status: All

POWER Levels: All

PAY MEAN (USD)

LEAVER	STAYER	COMBINED
15.24	16.46	16.43

Salary Mean by Year and Worker Status



Combined Salary Mean by Year and Worker Status

