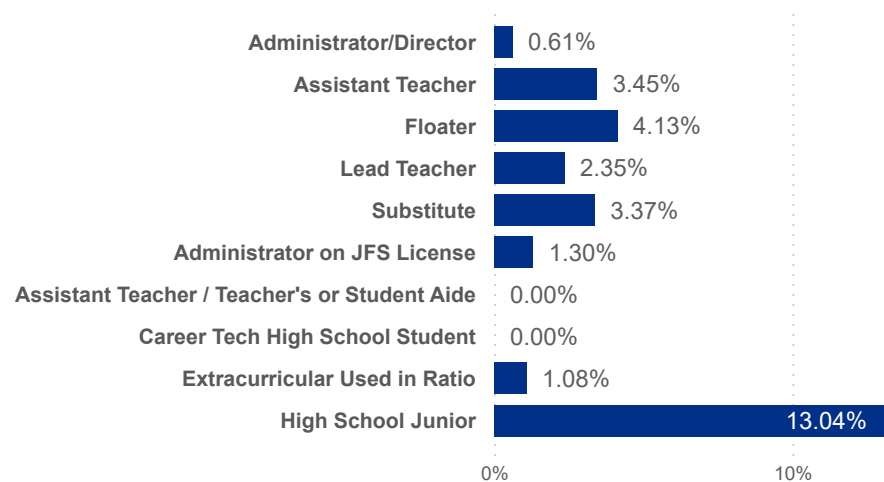




Date: Program Type: Job Title: Teacher Age Group: Education: TEACH Status:
 Position Type: SUTQ Rating: Total Duration: Center Type: Publicly Funded: POWER Status:
 SDA>County: Beale Code: Student Age Group: POWER Levels:

Avg Monthly Turnover Rates by Job Title



Avg Monthly Turnover

2.95%

Adjusted Workers

2,596

Total Leaver

133

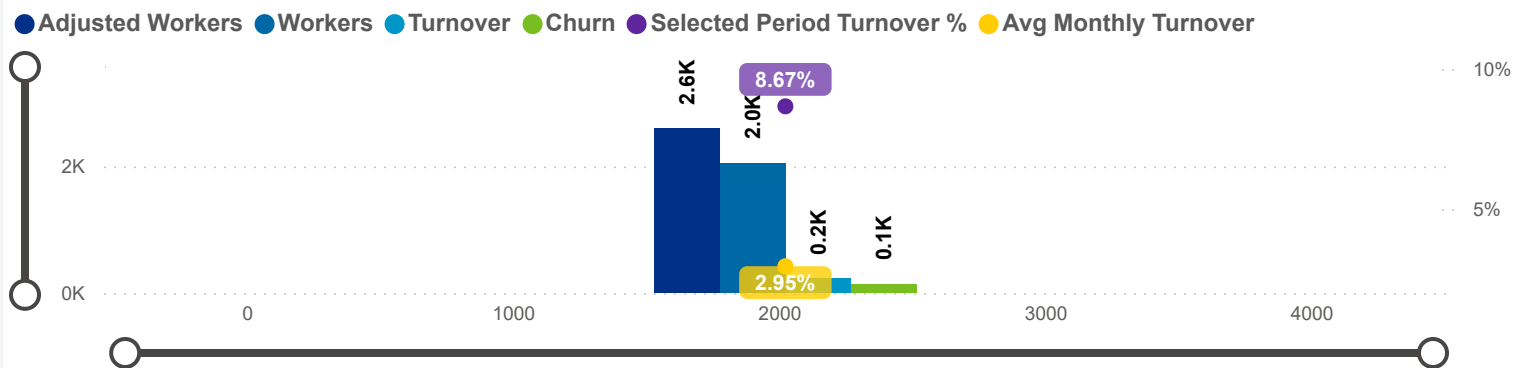
Total Stayer

2,463

Sel Period Turnover

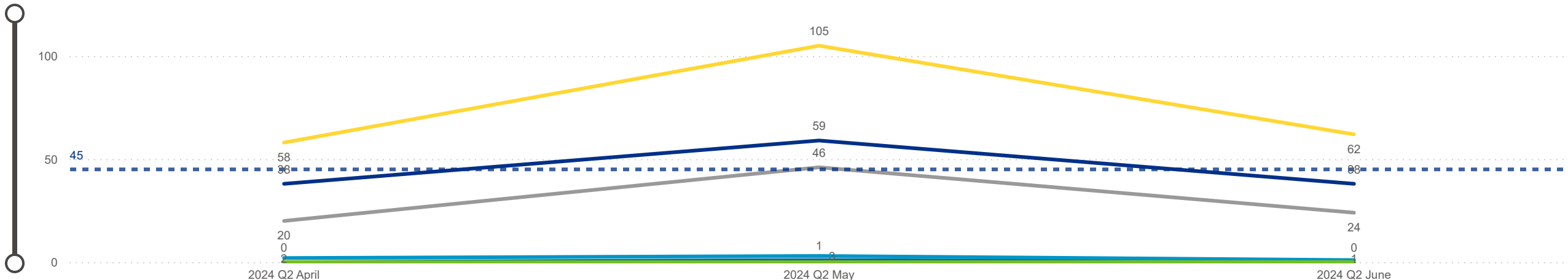
8.67%

Avg Monthly Turnover and Number of Workers



Categorization by Time Series

Churn Internal Promotion Seasonal Transfer Turnover

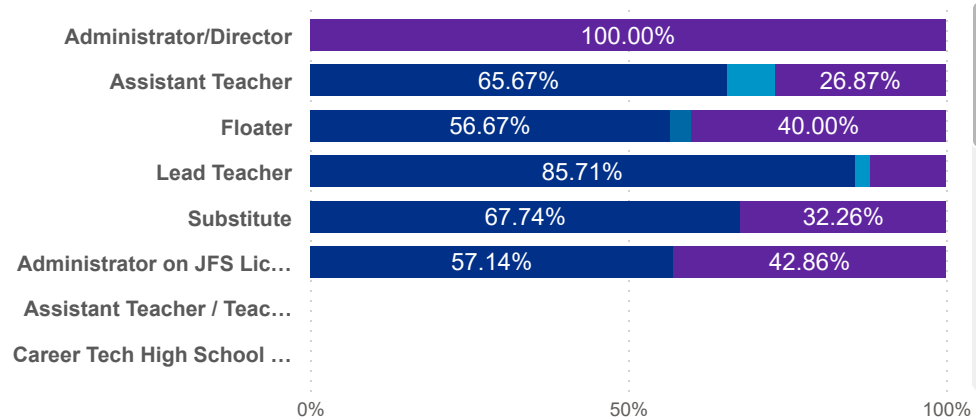




Date: Program Type: Job Title: Teacher Age Group: Education: TEACH Status:
 Position Type: SUTQ Rating: Total Duration: Center Type: Publicly Funded: POWER Status:
 SDA>County: Beale Code: Student Age Group: POWER Levels:

Job Change Reasons by Job Title

● Churn ● Internal ● Promotion ● Seasonal ● Transfer



Avg Monthly Churn

1.77%

Adjusted Workers

2,596

Workload Median

5.00

Pay Median USD / hr

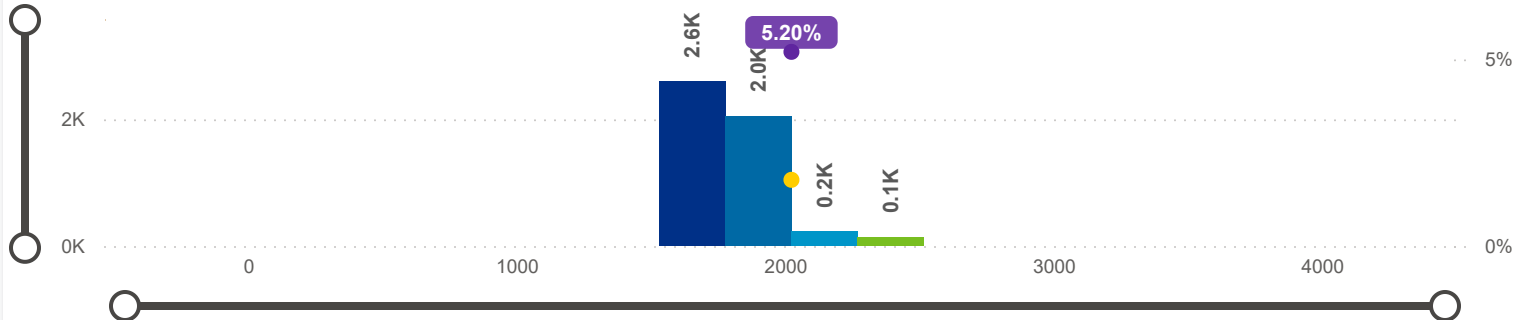
13.50

Avg ECE Duration

5.79

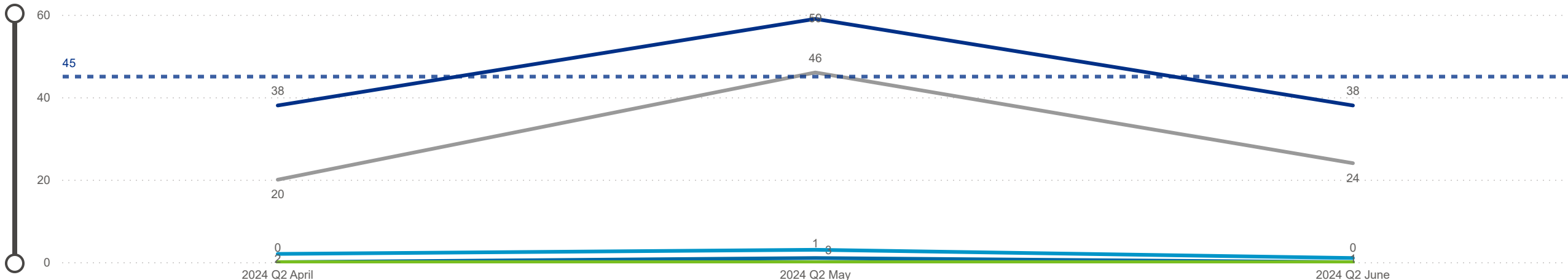
Avg Monthly Churn and Number of Workers

● Adjusted Workers ● Workers ● Turnover ● Churn ● Selected Period Churn % ● Avg Monthly Churn



Categorization by Time Series

● Churn ● Internal ● Promotion ● Seasonal ● Transfer



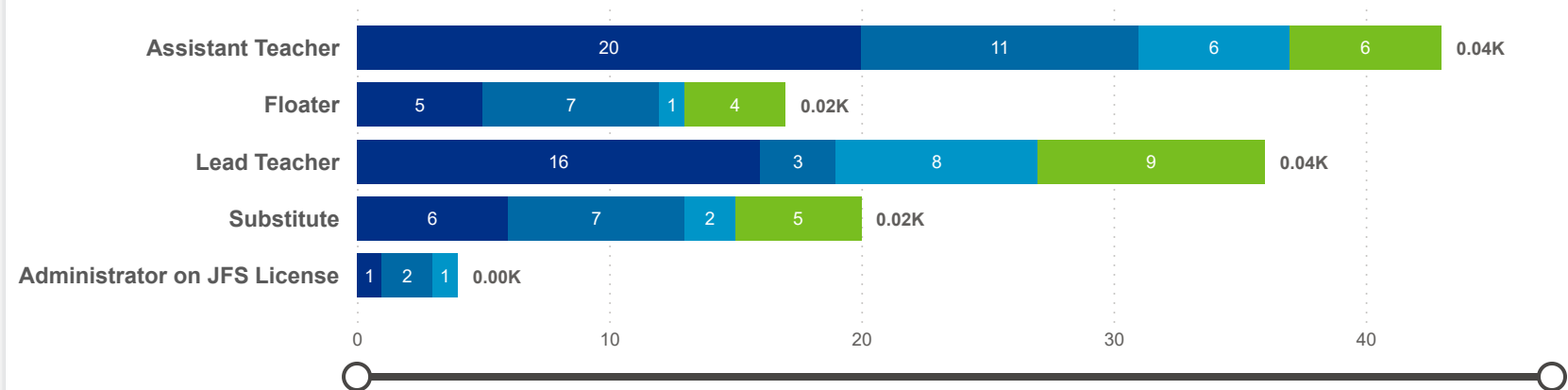
Date: 202404 | Program Type: Multiple select... | Job Title: All | Teacher Age Group: All | Education: All | TEACH Status: All
 202406 | Position Type: All | SUTQ Rating: All | Total Duration: 0.00 | Center Type: Multiple select... | Publicly Funded: All | POWER Status: All
 SDA>County: SDA 7 | Beale Code: All | Student Age Group: All | POWER Levels: All

Low Leaver % High Leaver %

ADJUSTED WORKERS	TOTAL LEAVER	TOTAL STAYER	SELECTED PERIOD CHURN %
2,596	133	2,463	5.12%

Leaver by Job Title and Star Rating

SUTQ Rating (1=Br; 2=Sil; 3=Gld) ● 0 ● 1 ● 2 ● 3



To display Azure Maps visuals, sign in.

County	Adjusted Workers	Workers	Workers %	Total Leaver	Total Stayer	Selected Period Churn %	Stayer %	Avg Monthly Churn	Selected Period Turnover %	Avg Monthly Turnover	Workload Median	Avg Star Rating
Hancock OH	579	482	23.52%	31	548	5.35%	94.65%	1.83%	10.02%	3.42%	5.00	1.6
Allen OH	896	625	30.50%	29	867	3.24%	96.76%	1.11%	8.59%	2.94%	4.00	1.7
Hardin OH	185	139	6.78%	15	170	8.11%	91.89%	2.73%	8.65%	2.91%	5.71	2.3
Putnam OH	183	162	7.91%	14	169	7.65%	92.35%	2.61%	7.65%	2.61%	4.08	0.7
Auglaize OH	235	192	9.37%	12	223	5.11%	94.89%	1.74%	6.81%	2.32%	5.60	1.3
Van Wert OH	154	143	6.98%	12	142	7.79%	92.21%	2.81%	8.44%	2.81%	6.20	2.3
Mercer OH	247	220	10.74%	11	236	4.45%	95.55%	1.51%	4.86%	1.65%	5.00	1.1
Wyandot OH	117	100	4.88%	9	108	7.69%	92.31%	3.03%	16.24%	5.76%	5.51	1.5
Total	2,596	2,049	100.00%	133	2,463	5.12%	94.88%	1.77%	8.67%	2.95%	5.00	1.6



Date: 202404 | Program Type: Multiple select... | Job Title: All | Teacher Age Group: All | Education: All | TEACH Status: All

202406 | Position Type: All | SUTQ Rating: All | Total Duration: 0.00 | Center Type: Multiple select... | Publicly Funded: All | TEACH Models: All

SDA>County: SDA 7 | Total Duration: 100.00 | Beale Code: All | Student Age Group: All | POWER Status: All

POWER Levels: All

NUMBER OF WORKERS

AVG ECE DURATION (In Years)

HOURLY WAGE BANDS (USD)

TOTAL LEAVER

133

TOTAL STAYER

2,463

LEAVER

4.06

STAYER

5.82

LEAVER (Hourly Wage MED)

12.50

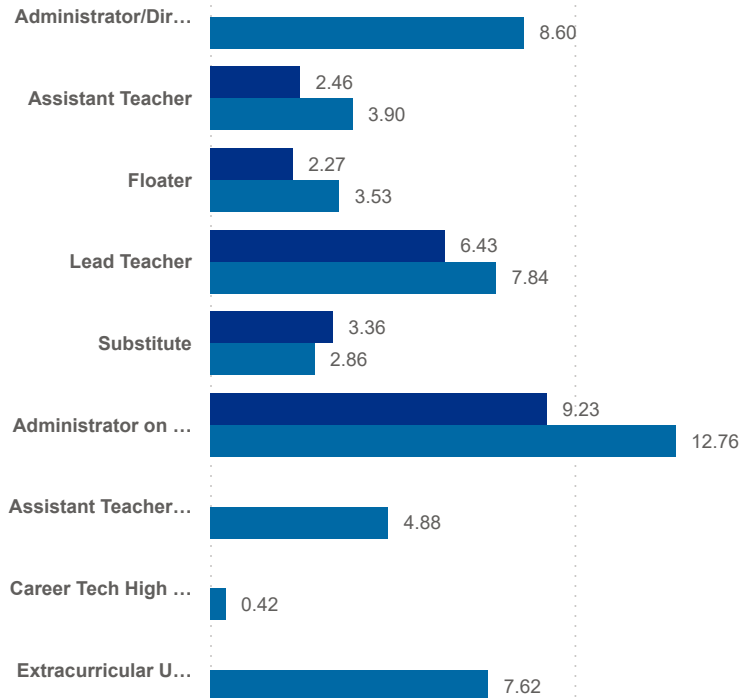
STAYER (Hourly Wage MED)

13.50

Leaver % Stayer %

94.88%

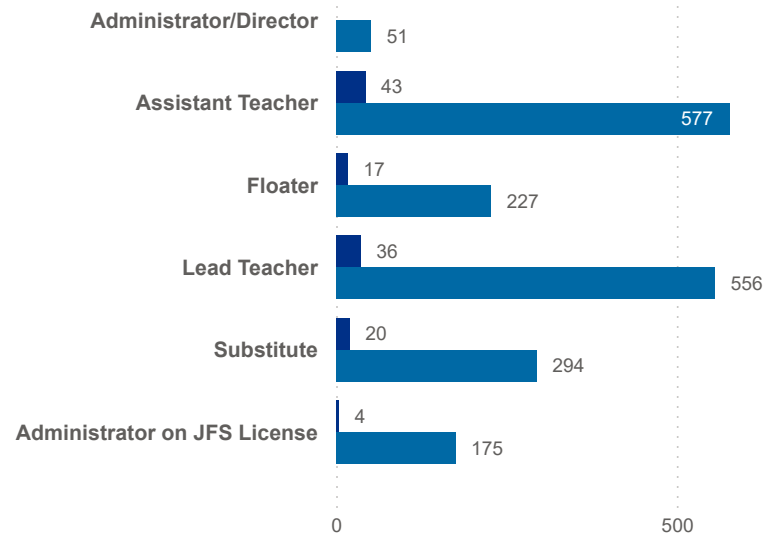
Worker Status: Leaver Stayer



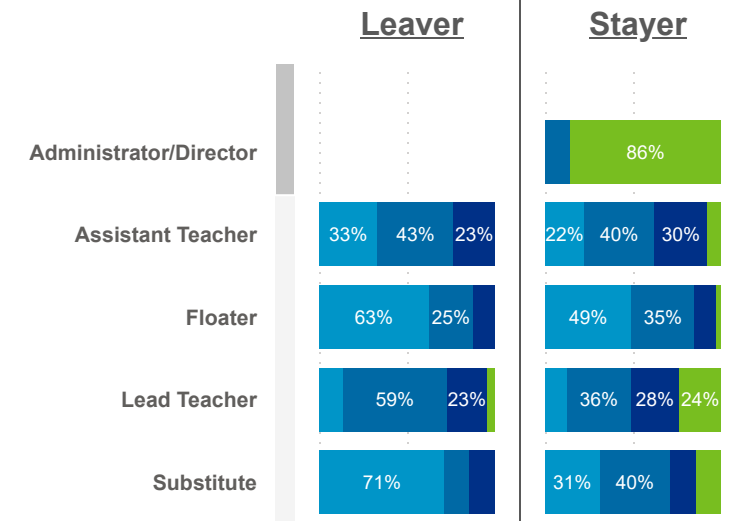
Wage Bands: < 10 10 < .. < 11.6 11.6 < .. < 14 > 14



Leaver Stayer



Wage Bands: < 10 10 < .. < 11.6 11.6 < .. < 14 > 14





Date: Program Type: Job Title: Teacher Age Group: Education: TEACH Status:

Position Type: SUTQ Rating: Total Duration: Center Type: Publicly Funded: POWER Status:

SDA>County: Beale Code: Student Age Group: POWER Levels:

NUMBER OF WORKERS

AVG ECE DURATION (In Years)

HOURLY WAGE BANDS (USD)

LEAVER

STAYER

5.12%

94.88%

4.06

5.82

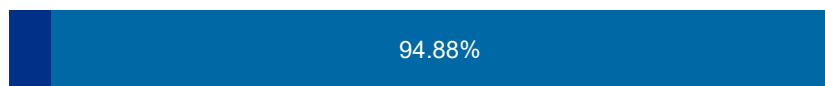
LEAVER (Hourly Wage MED)

STAYER (Hourly Wage MED)

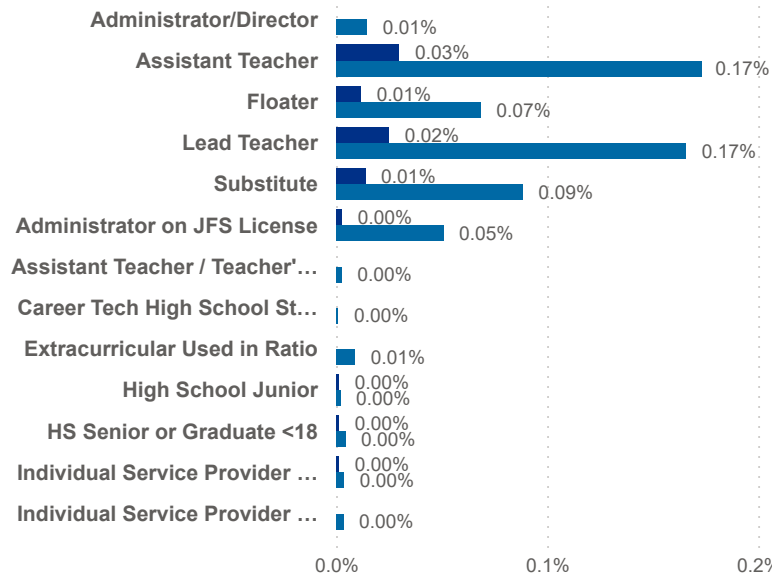
12.50

13.50

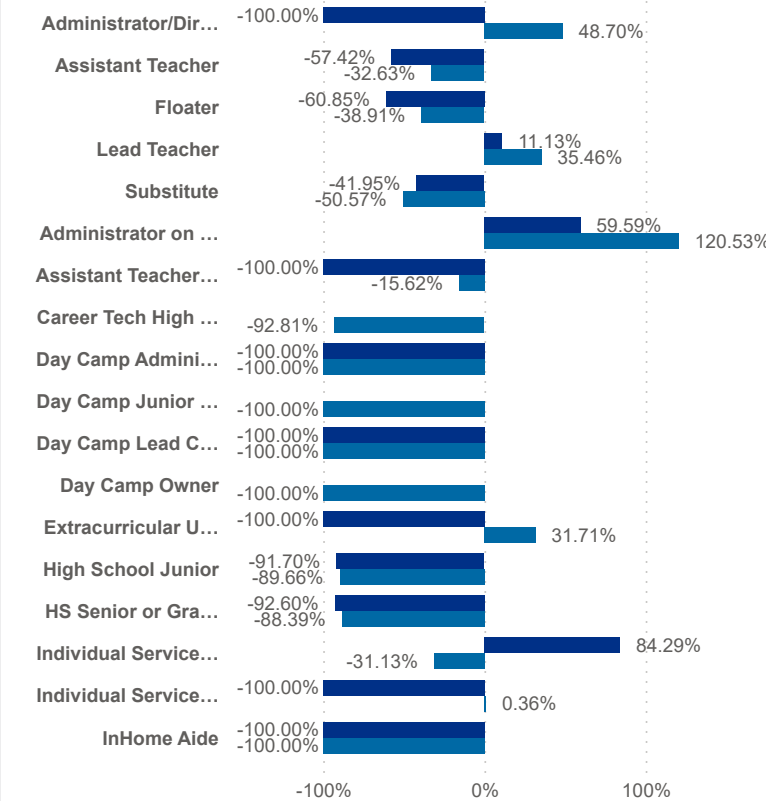
● Leaver % ● Stayer %



Worker Status: ● Leaver ● Stayer



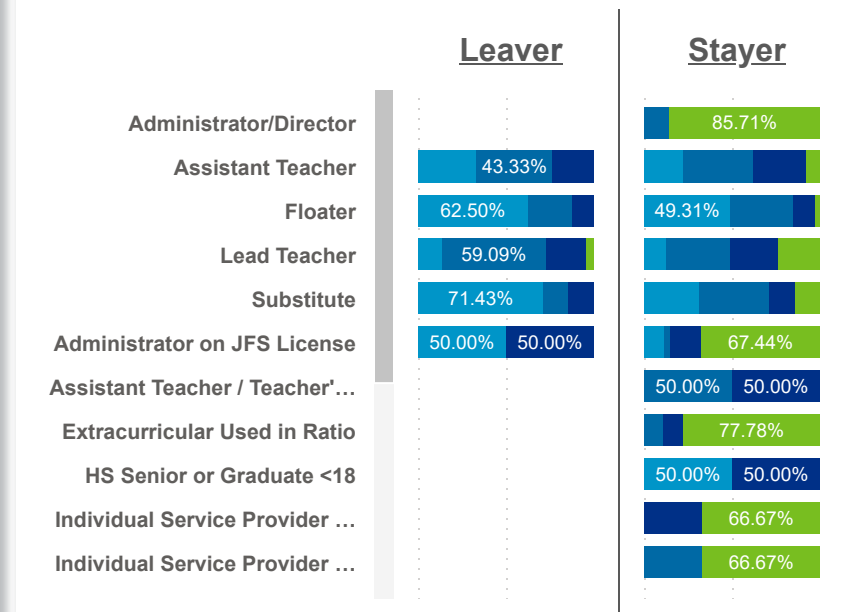
Worker Status: ● Leaver ● Stayer



Wage Bands: ● < 10 ● 10 < .. < 11.6 ● 11.6 < .. < 14 ● > 14



Wage Bands: ● < 10 ● 10 < .. < 11.6 ● 11.6 < .. < 14 ● > 14





Date: Program Type:
 Job Title: Teacher Age Group: Education: TEACH Status:

Date: Position Type:
 SUTQ Rating: Total Duration: Center Type: Publicly Funded: POWER Status:

SDA>County: Beale Code: Student Age Group: POWER Levels:

LEAVER (Avg Career Duration)

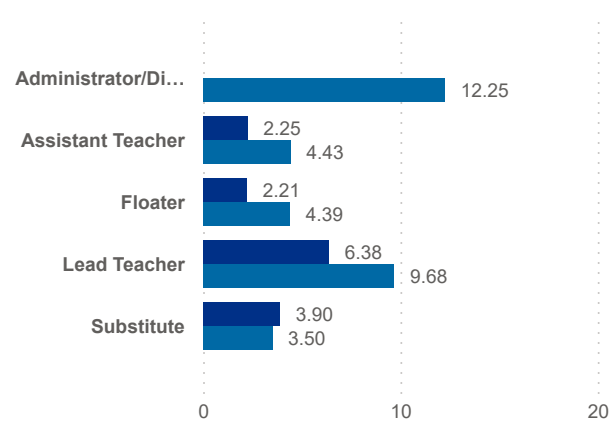
4.08

STAYER (Avg Career Duration)

8.31

Avg Career Duration by Job Title

Worker Status: ● Leaver ● Stayer



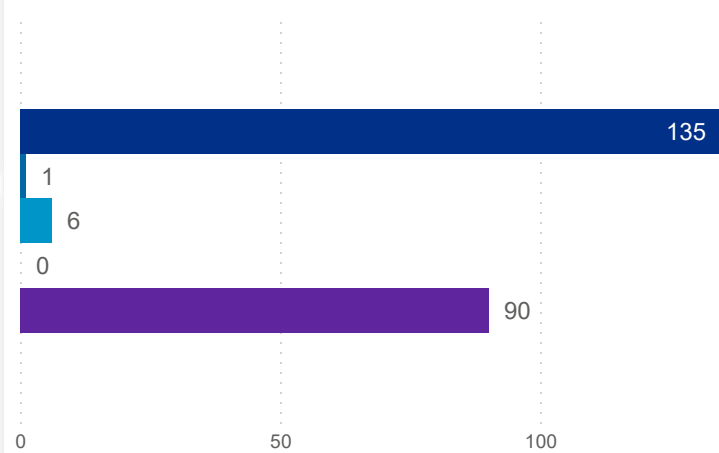
County	Job Title	Longest Serving Profile	\$ / hr	Seniority	Workload	Star Rating (mea
Allen	Administrator/Director	2.75		Early	20.25	
Auglaize	Administrator/Director	1.26		Early	14.75	
Hancock	Administrator/Director	2.34		Early	9.18	
Hardin	Administrator/Director	1.75		Early	7.61	
Mercer	Administrator/Director	1.22		Early	12.50	
Van Wert	Administrator/Director	3.11		Early	5.08	
Wyandot	Administrator/Director	0.78		Early	7.00	
Allen	Administrator/Director	3.05	13.00	Early	3.06	
Hardin	Administrator/Director	1.68	30.00	Early	12.07	
Putnam	Administrator/Director	1.69	30.00	Early	20.00	
Allen	Administrator/Director	1.16		Mid	7.44	

TOTAL STAYER

2,463

Turnover Reasons

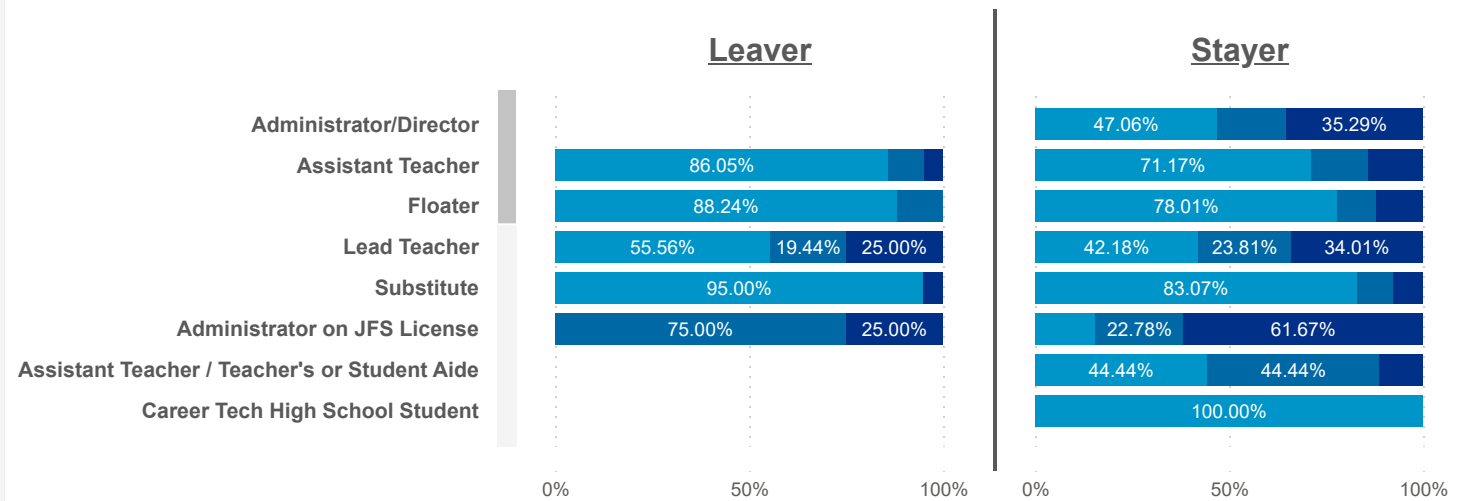
● Churn ● Internal ● Promotion ● Seasonal ● Transfer



STAYER (Promotion)

6

Seniority: ● Early ● Mid ● Senior





Date: Program Type:
 Job Title: Teacher Age Group: Education: TEACH Status:

Date: Position Type:
 SUTQ Rating: Total Duration: Center Type: Publicly Funded: POWER Status:

SDA>County: Beale Code: Student Age Group: POWER Levels:

LEAVER (Avg Career Duration)

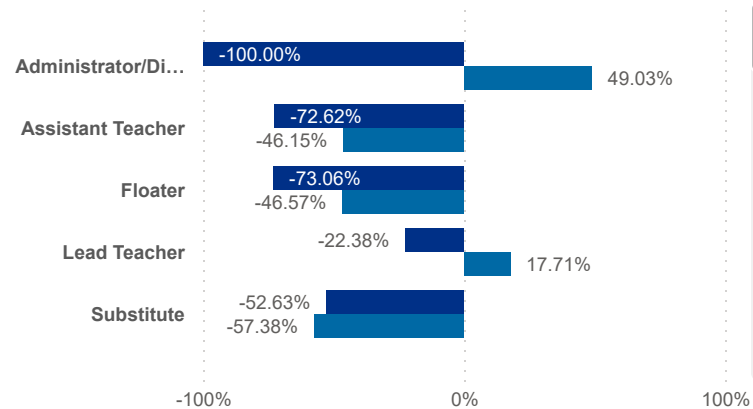
4.08

STAYER (Avg Career Duration)

8.31

Avg Career Duration by Job Title vs Mean

Worker Status: ● Leaver ● Stayer



County	Job Title	Longest Serving Profile	\$ / hr	Seniority	Workload	Star Rating (mean)
Allen	Lead Teacher	0.17	12.15	Early	14.21	2.0
Allen	Extracurricular Not Used in Ratio	0.18	32.00	Early	3.48	3.0
Wyandot	Assistant Teacher	0.19	13.25	Mid	5.67	1.0
Hancock	Assistant Teacher	0.19	14.25	Early	7.52	1.0
Putnam	Substitute	0.19	11.50	Early	4.76	0.0
Hancock	Assistant Teacher	0.22	15.51	Early	1.78	3.0
Van Wert	Substitute	0.27	13.33	Early	5.08	3.0
Auglaize	Program Management Used in Ratio	0.28		Senior	2.78	0.0
Putnam	Owner	0.29		Early	2.21	0.0
Auglaize	Assistant Teacher	0.29	15.19	Early	14.80	3.0
Allen	Administrator/Director	0.31		Senior	5.33	3.0

TOTAL STAYER

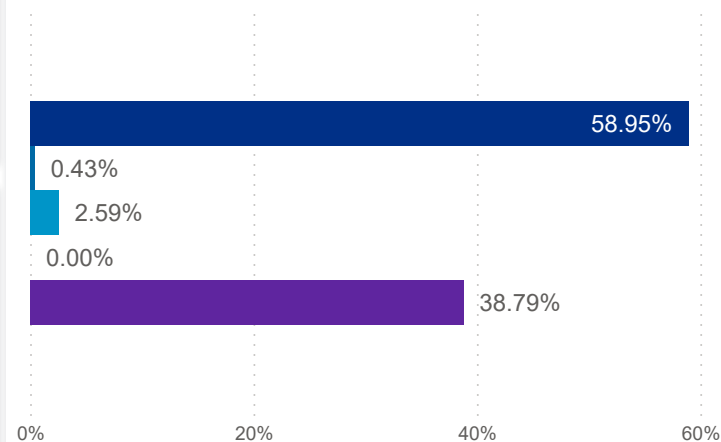
2,463

STAYER (Promotion)

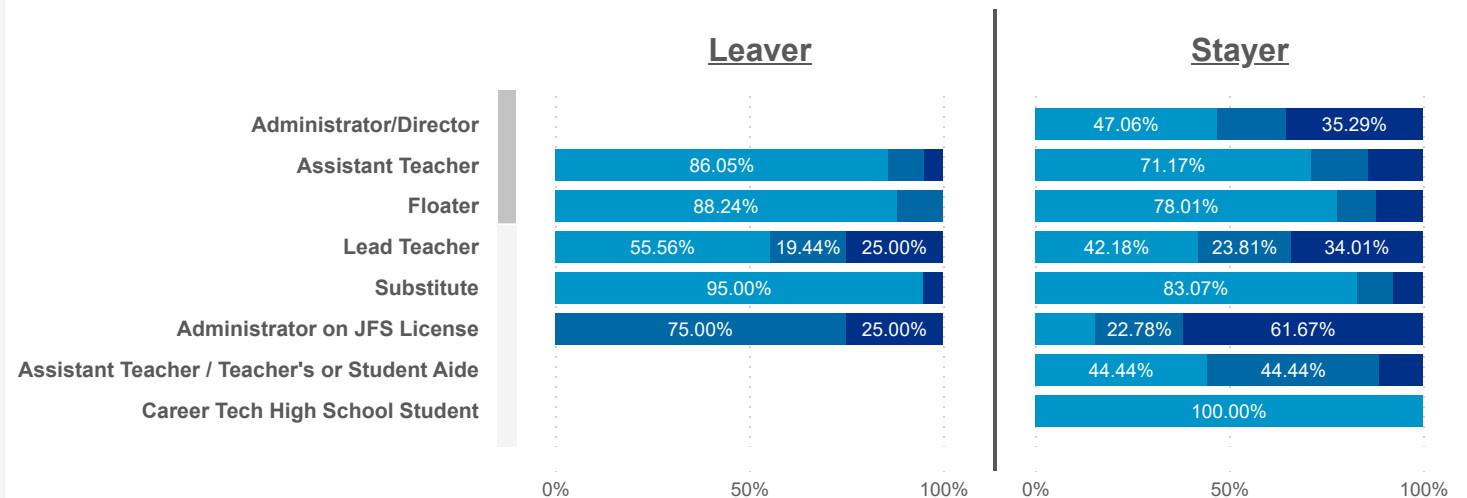
6

Turnover Reasons

● Churn ● Internal ● Promotion ● Seasonal ● Transfer



Seniority: ● Early ● Mid ● Senior





Date: 202404 | Program Type: Multiple select... | Job Title: All | Teacher Age Group: All | Education: All | TEACH Status: All

202406 | Position Type: All | SUTQ Rating: All | Total Duration: 0.00 | Center Type: Multiple select... | Publicly Funded: All | TEACH Models: All

SDA>County: SDA 7 | Total Duration: 100.00 | Beale Code: All | Student Age Group: All | POWER Status: All

POWER Levels: All

PAY MEDIAN (USD)

PAY PROGRESSION (USD)

PAY & CAREER SENIORITY (USD)

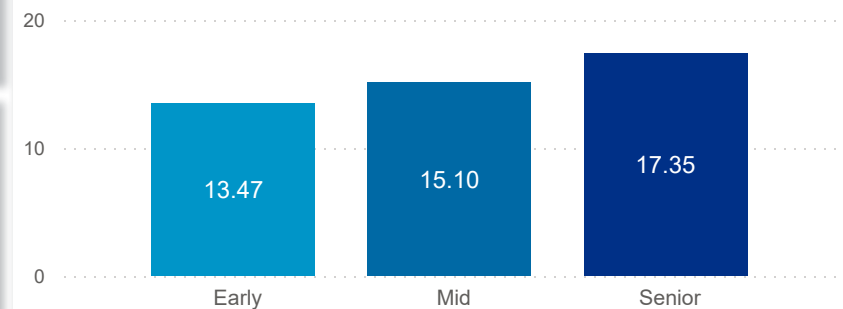
LEAVER
12.50

STAYER
13.50

LEAVER
0.16

STAYER
0.58

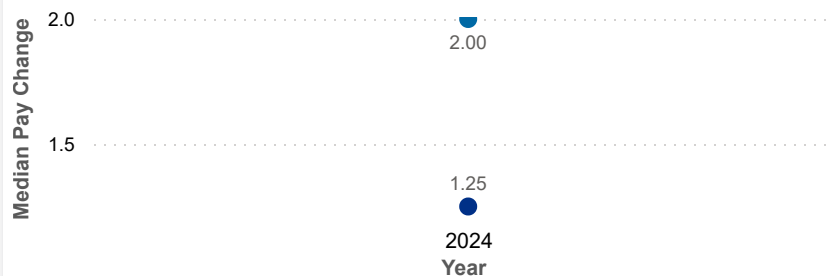
Seniority: ● Early ● Mid ● Senior



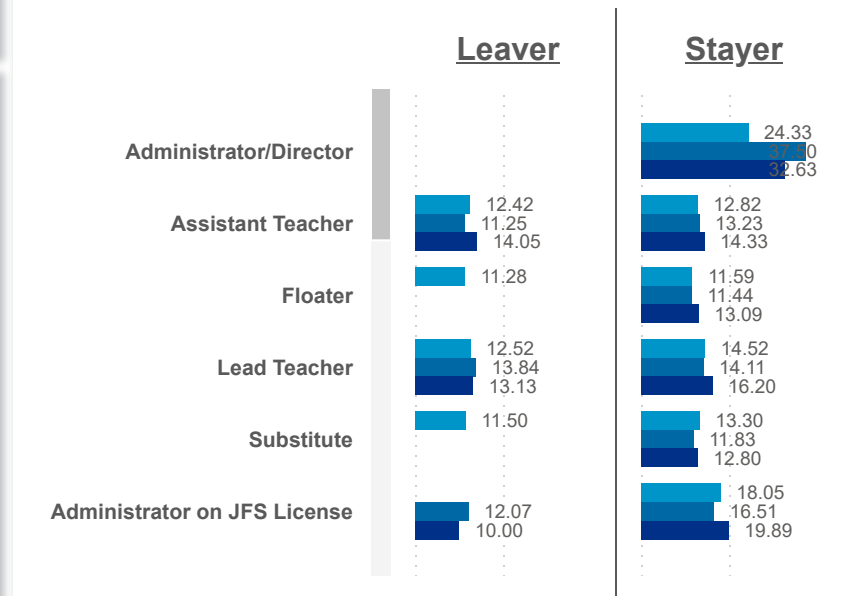
Worker Status: ● Leaver ● Stayer



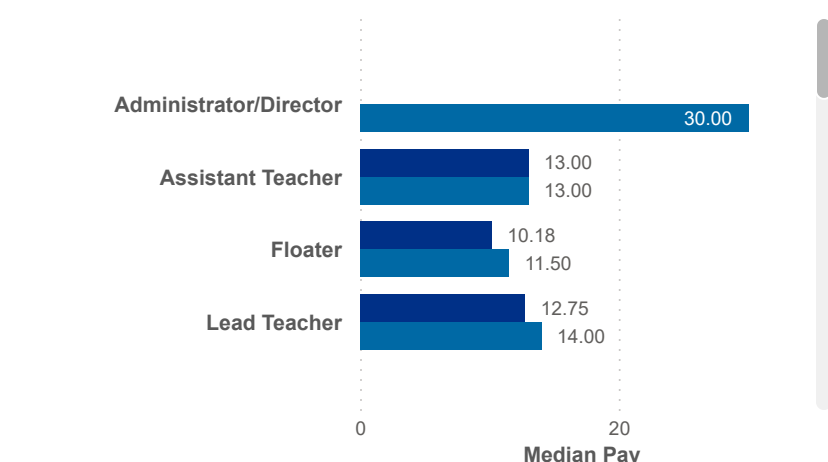
Worker Status: ● Leaver ● Stayer



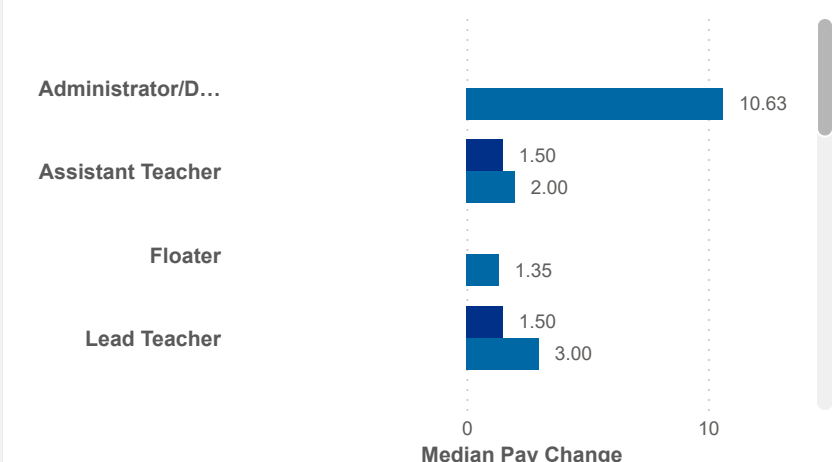
Seniority: ● Early ● Mid ● Senior



Worker Status: ● Leaver ● Stayer



Worker Status: ● Leaver ● Stayer





Date: Program Type:
 Job Title: Teacher Age Group: Education: TEACH Status:

Date: Position Type:
 SUTQ Rating: Total Duration: Center Type: Publicly Funded: POWER Status:

SDA>County: Beale Code: Student Age Group: POWER Levels:

PAY MEDIAN (USD)

PAY PROGRESSION (USD)

PAY & CAREER SENIORITY (USD)

LEAVER
12.50

STAYER
13.50

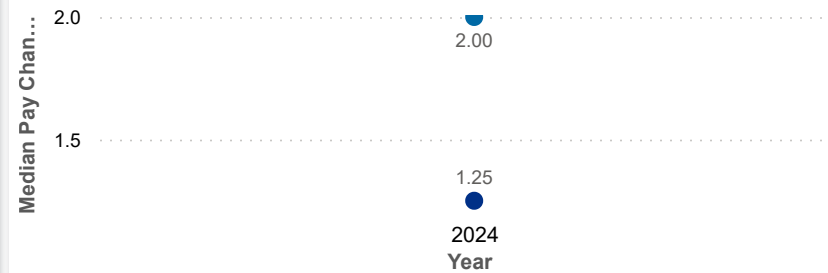
LEAVER
0.16

STAYER
0.58

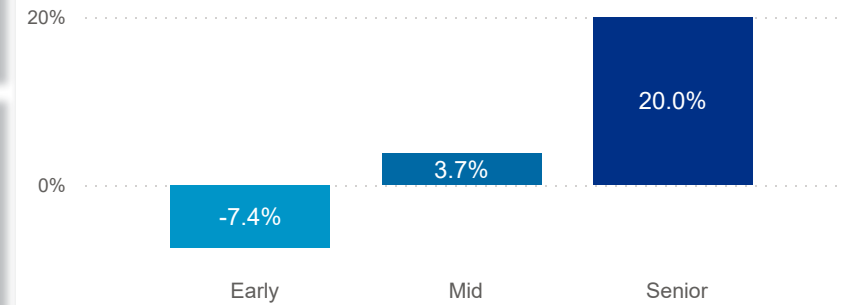
Worker Status: ● Leaver ● Stayer



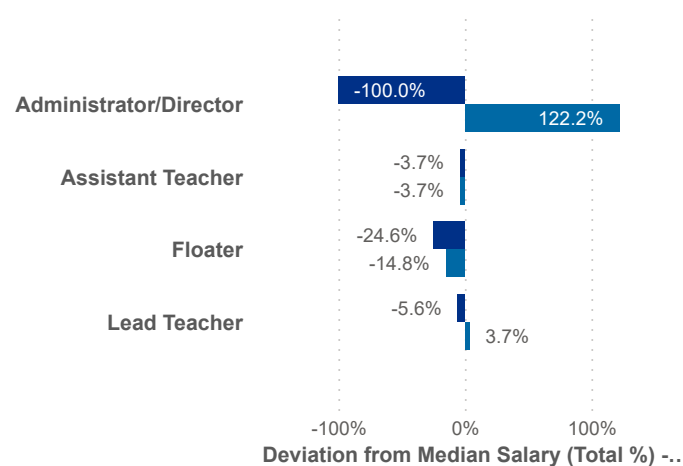
Worker Status: ● Leaver ● Stayer



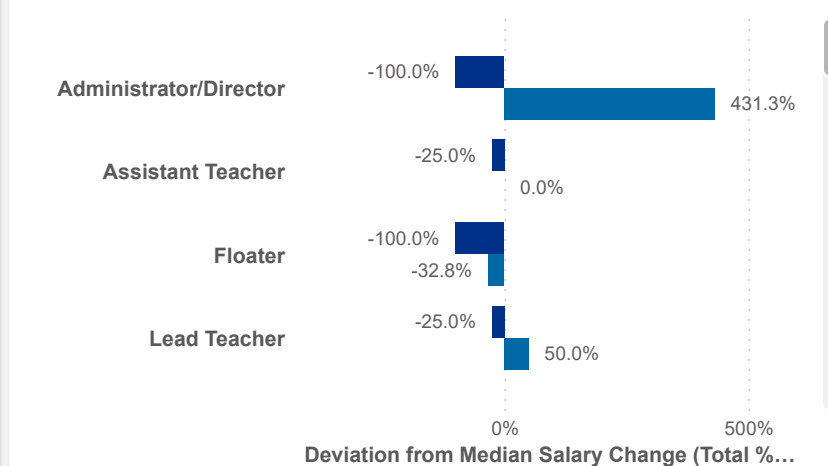
Seniority: ● Early ● Mid ● Senior



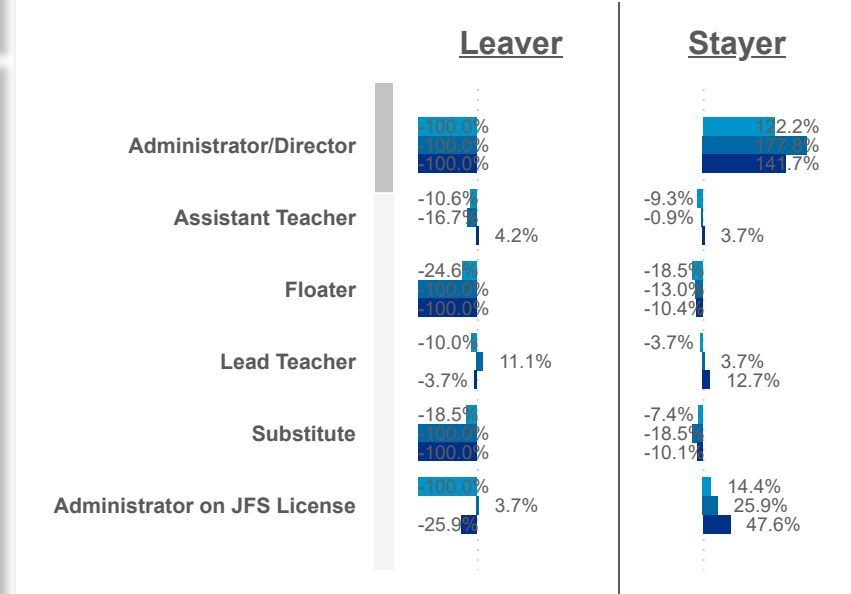
Worker Status: ● Leaver ● Stayer



Worker Status: ● Leaver ● Stayer



Seniority: ● Early ● Mid ● Senior





Date: 202404 Program Type: Multiple select... Job Title: All Teacher Age Group: All Education: All TEACH Status: All
 202406 Position Type: All Credential: All TEACH Models: All
 SDA>County: SDA 7 SUTQ Rating: All Total Duration: 0.00 Center Type: Multiple select... Publicly Funded: All POWER Status: All
 100.00 Beale Code: All Student Age Group: All POWER Levels: All

Workload Median (Total)

5.00

Workload Median (Leaver)

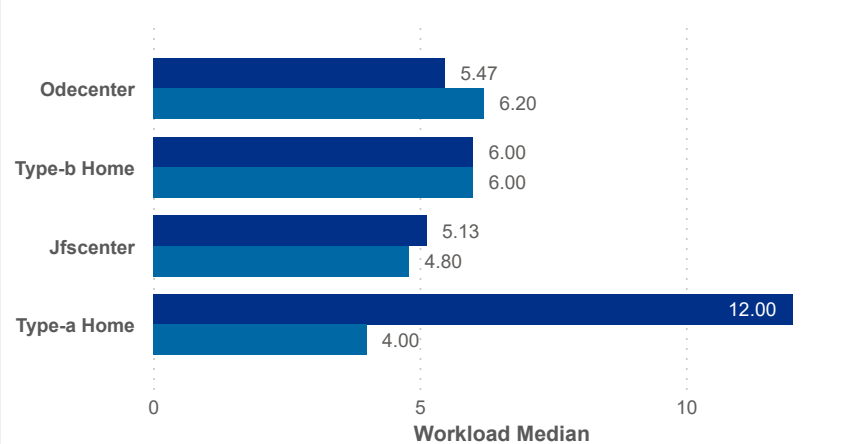
5.26

Workload Median (Stayer)

5.00

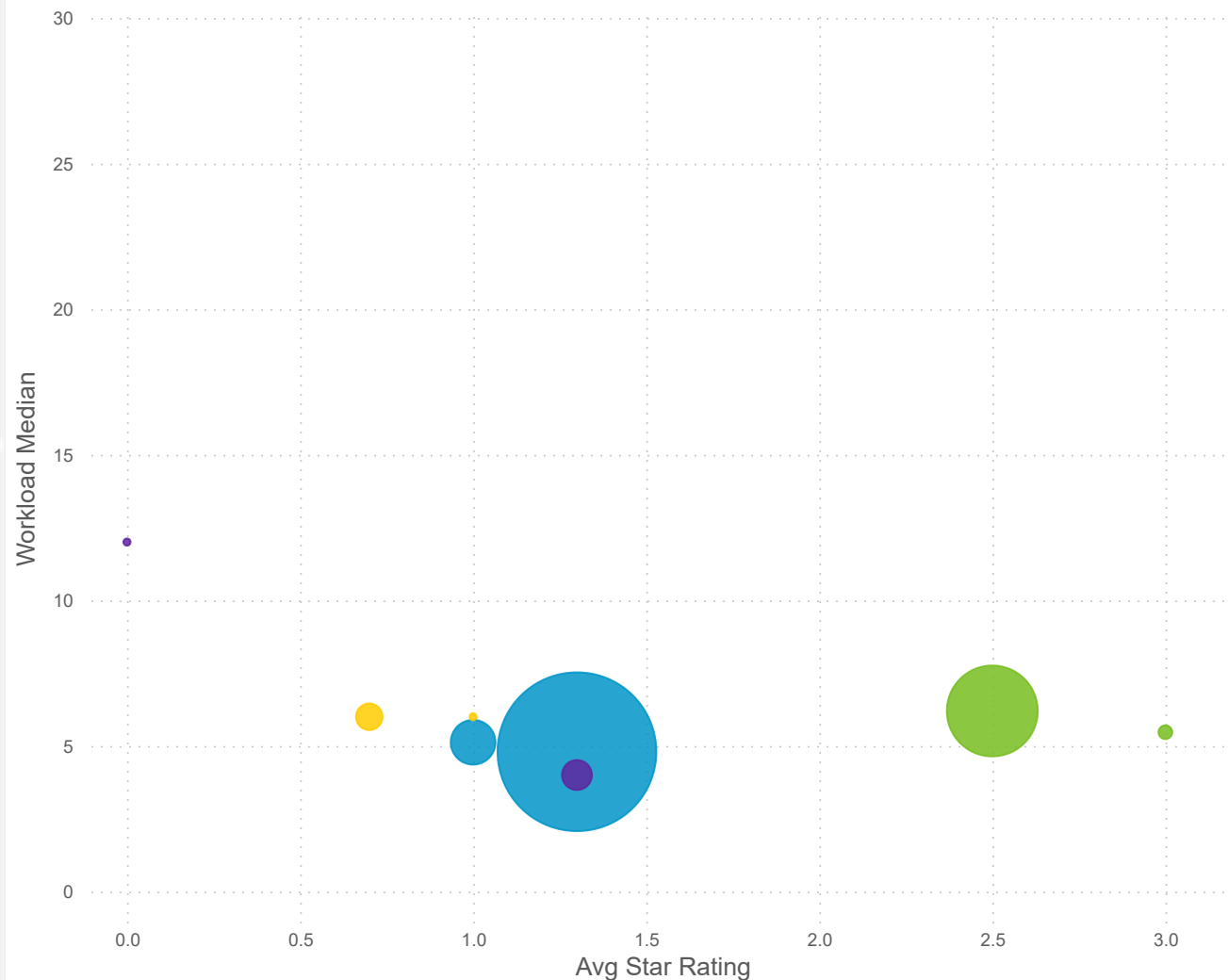
Workload Median

Worker status ● Leaver ● Stayer



Star Rating Mean, Workload Median, and Number of Users by Worker Status and Center Type

Center Type: ● Jfscenter ● Odecenter ● Type-a Home ● Type-b Home



Star Rating Mean (Total)

1.6

Star Rating Mean (Leaver)

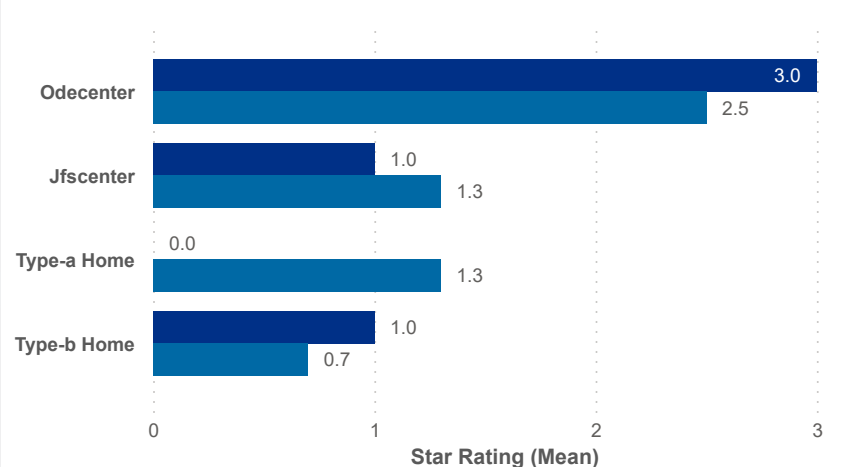
1.2

Star Rating Mean (Stayer)

1.6

Star Rating Mean

Worker status ● Leaver ● Stayer





Date: Program Type:
 Job Title: Teacher Age Group: Education: TEACH Status:

Position Type:
 STUQ Rating: Total Duration:
 Center Type: Publicly Funded: POWER Status:

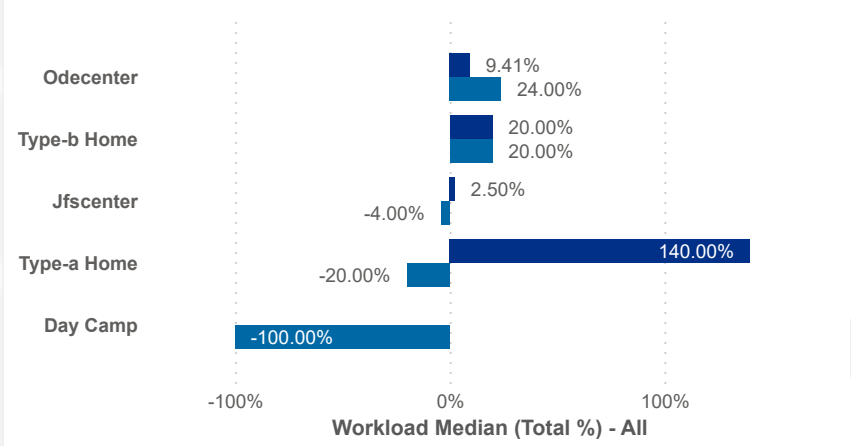
SDA>County:
 Beale Code: Student Age Group: POWER Levels:

Workload Median (Total)

5.00

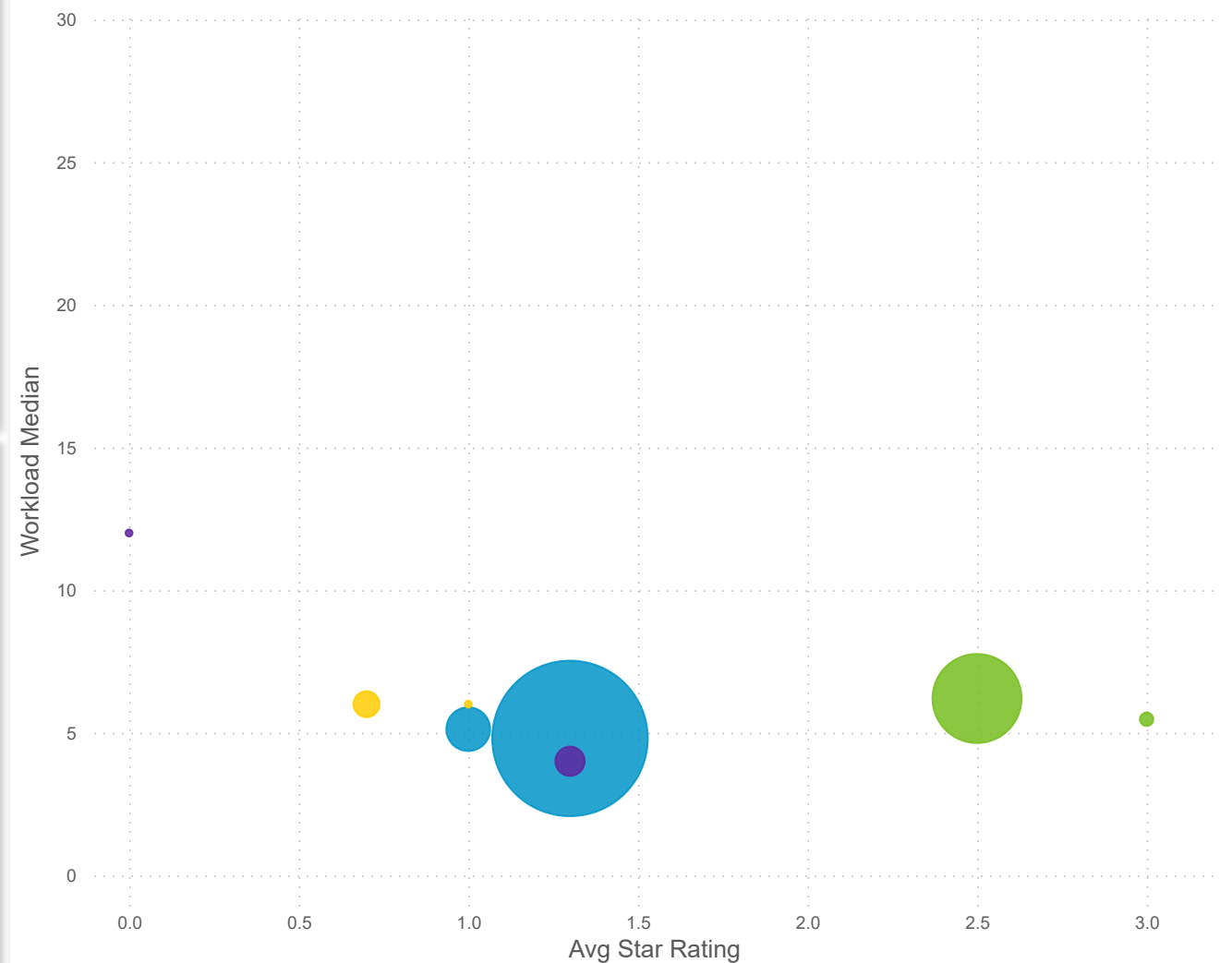
Workload Median (Total %)

Worker status ● Leaver ● Stayer



Star Rating Mean, Workload Median, and Number of Users by Worker Status and Center Type

Center Type: ● Jfscenter ● Odecenter ● Type-a Home ● Type-b Home



Workload Median (Leaver)

5.26

Workload Median (Stayer)

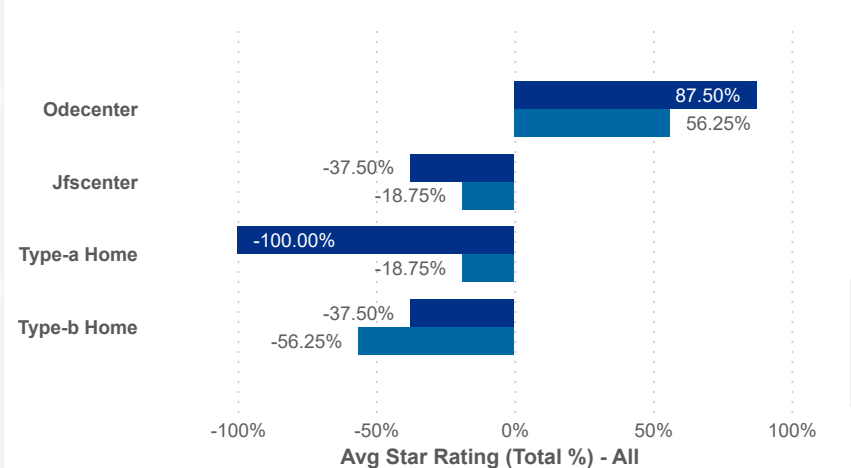
5.00

Star Rating Mean (Total)

1.6

Star Rating Mean (Total %)

Worker status ● Leaver ● Stayer



Star Rating Mean (Leaver)

1.2

Star Rating Mean (Stayer)

1.6



Date: 202404 | Program Type: Multiple select... | Job Title: All | Teacher Age Group: All | Education: All | TEACH Status: All

202406 | Position Type: All | SUTQ Rating: All | Total Duration: 0.00 | Center Type: Multiple select... | Publicly Funded: All | TEACH Models: All

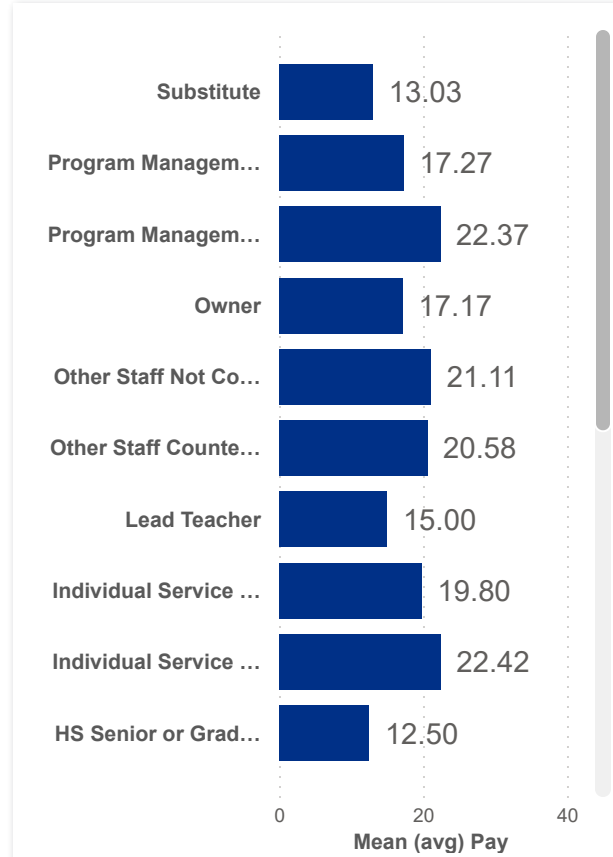
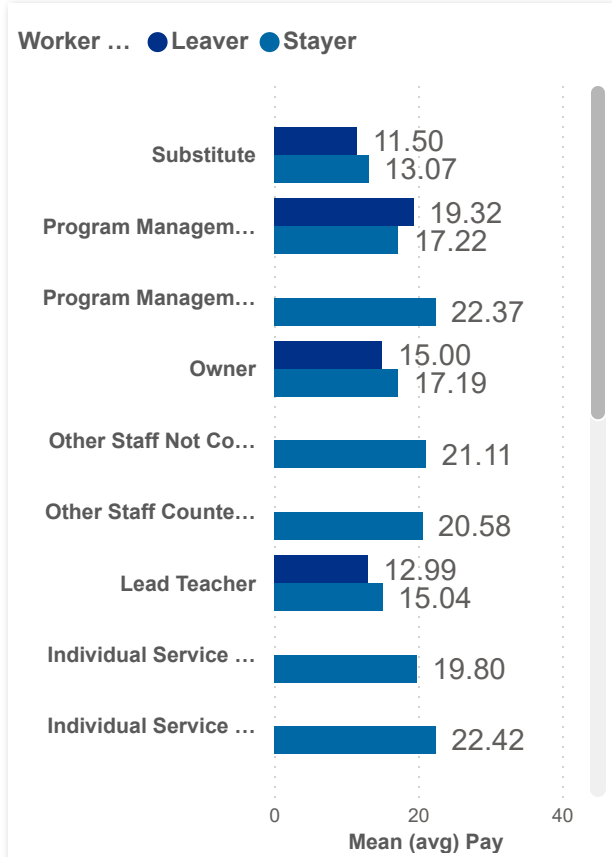
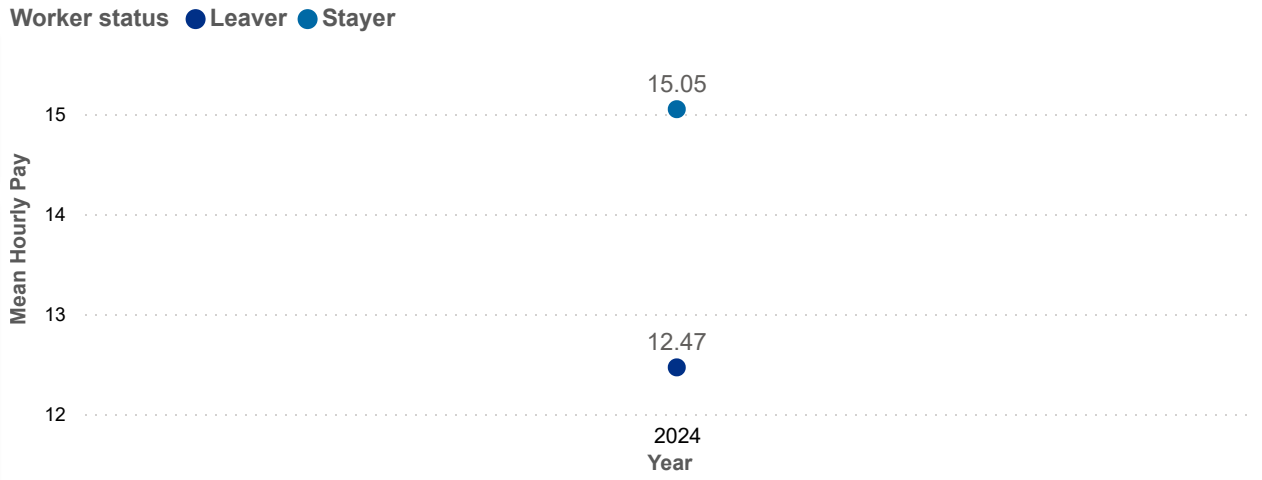
SDA>County: SDA 7 | Beale Code: All | Student Age Group: All | POWER Status: All

100.00 | POWER Levels: All

PAY MEAN (USD)

LEAVER	STAYER	COMBINED
12.47	15.05	15.00

Salary Mean by Year and Worker Status



Combined Salary Mean by Year and Worker Status

