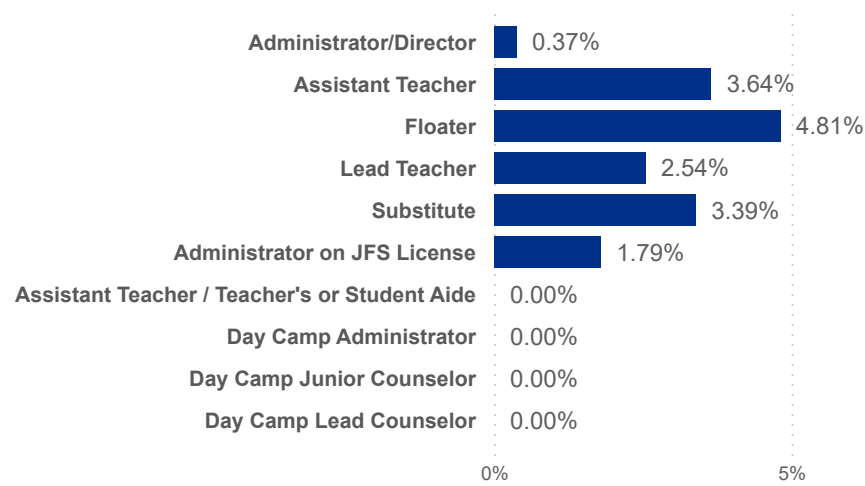




Date: Program Type: Job Title: Teacher Age Group: Education: TEACH Status:
 Position Type: SUTQ Rating: Total Duration: Center Type: Publicly Funded: POWER Status:
 SDA>County: Beale Code: Student Age Group: POWER Levels:

Avg Monthly Turnover Rates by Job Title



Avg Monthly Turnover

2.78%

Adjusted Workers

15,134

Total Leaver

778

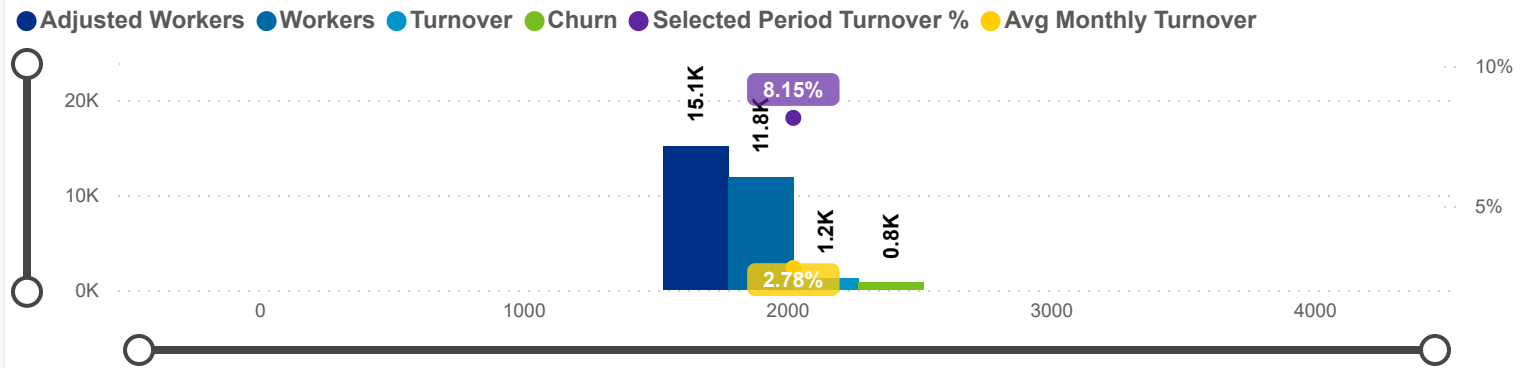
Total Stayer

14,356

Sel Period Turnover

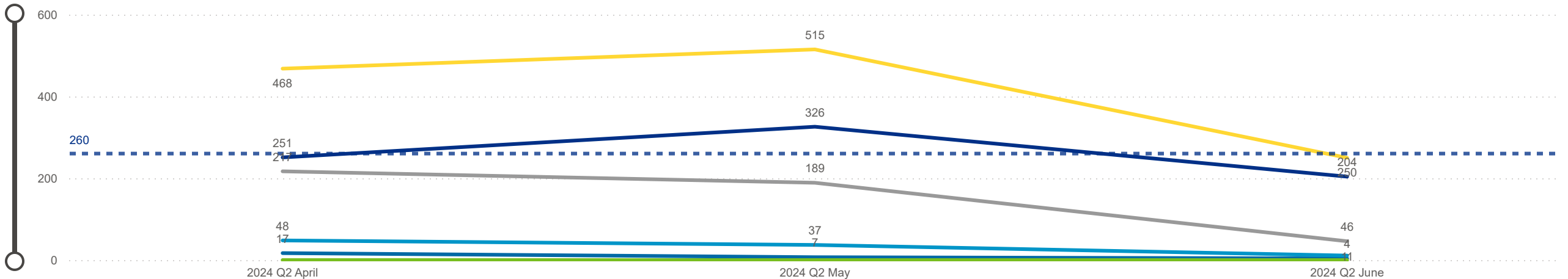
8.15%

Avg Monthly Turnover and Number of Workers



Categorization by Time Series

Churn (dark blue), Internal (medium blue), Promotion (light blue), Seasonal (green), Transfer (grey), Turnover (yellow)

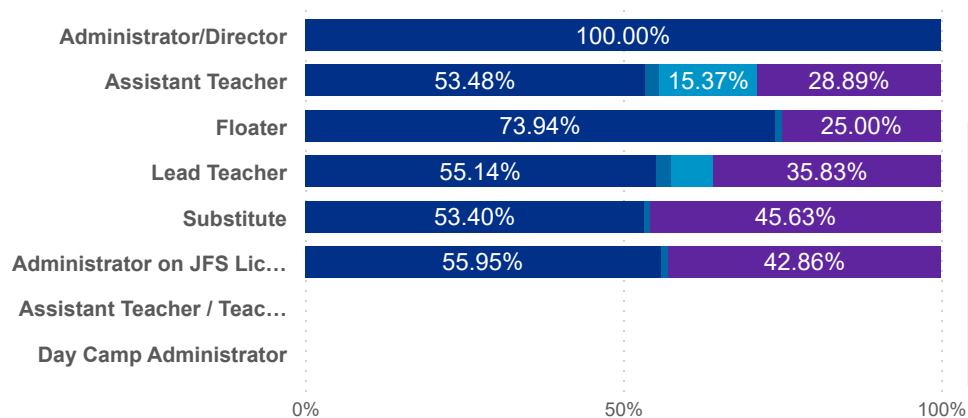




Date: Program Type: Job Title: Teacher Age Group: Education: TEACH Status:
 Position Type: SUTQ Rating: Total Duration: Center Type: Publicly Funded: POWER Status:
 SDA>County: Beale Code: Student Age Group: POWER Levels:

Job Change Reasons by Job Title

● Churn ● Internal ● Promotion ● Seasonal ● Transfer



Avg Monthly Churn

1.76%

Adjusted Workers

15,134

Workload Median

5.61

Pay Median USD / hr

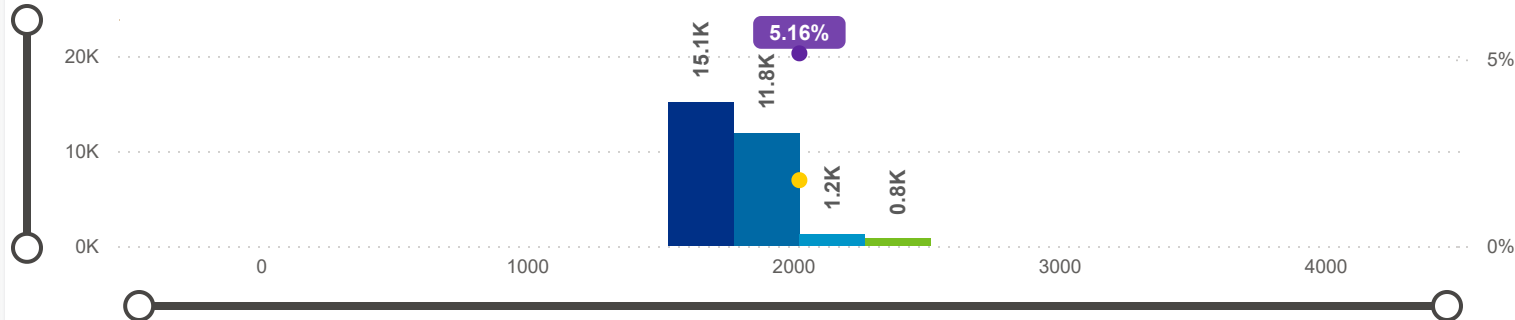
15.20

Avg ECE Duration

6.20

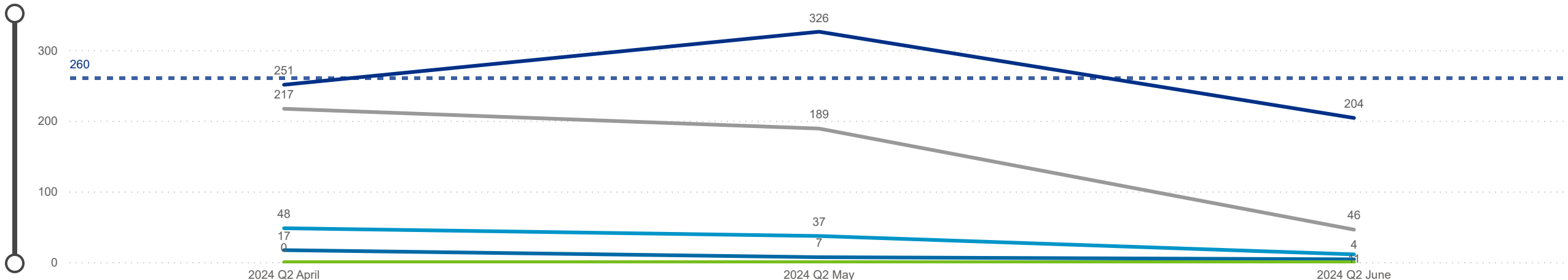
Avg Monthly Churn and Number of Workers

● Adjusted Workers ● Workers ● Turnover ● Churn ● Selected Period Churn % ● Avg Monthly Churn



Categorization by Time Series

● Churn ● Internal ● Promotion ● Seasonal ● Transfer



Date: 202404 Program Type: Multiple select...
 Job Title: All Teacher Age Group: All Education: All TEACH Status: All
 202406 Position Type: All Credential: All TEACH Models: All
 SDA>County: SDA 6 SUTQ Rating: All Total Duration: 0.00 Center Type: Multiple select... Publicly Funded: All POWER Status: All
 100.00 Beale Code: All Student Age Group: All POWER Levels: All

Low Leaver % High Leaver %

ADJUSTED WORKERS

15,134

TOTAL LEAVER

778

TOTAL STAYER

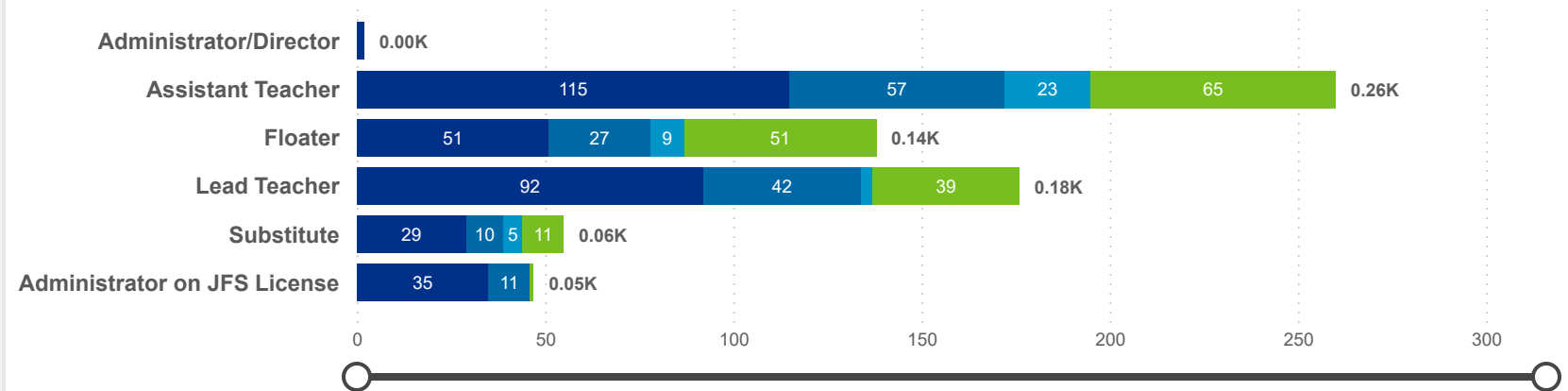
14,356

SELECTED PERIOD CHURN %

5.14%

Leaver by Job Title and Star Rating

SUTQ Rating (1=Br; 2=Sil; 3=Gld) ● 0 ● 1 ● 2 ● 3



To display Azure Maps visuals, sign in.

County	Adjusted Workers	Workers	Workers %	Total Leaver	Total Stayer	Selected Period Churn %	Stayer %	Avg Monthly Churn	Selected Period Turnover %	Avg Monthly Turnover	Workload Median	Avg Star Rating
Hamilton OH	9,272	7,176	60.60%	447	8,825	4.82%	95.18%	1.65%	7.98%	2.72%	5.61	1.4
Butler OH	2,408	2,001	16.90%	115	2,293	4.78%	95.22%	1.62%	7.31%	2.48%	5.86	1.4
Warren OH	1,900	1,613	13.62%	111	1,789	5.84%	94.16%	2.02%	9.00%	3.09%	5.56	1.2
Clermont OH	1,342	1,014	8.56%	103	1,239	7.68%	92.32%	2.66%	10.51%	3.65%	5.72	1.5
Clinton OH	212	163	1.38%	2	210	0.94%	99.06%	0.31%	2.36%	0.79%	4.85	1.3
Total	15,134	11,842	100.00%	778	14,356	5.14%	94.86%	1.76%	8.15%	2.78%	5.61	1.4



Date: Program Type: Job Title: Teacher Age Group: Education: TEACH Status:

Position Type: Credential: TEACH Models:

SDA>County: SUTQ Rating: Total Duration: Center Type: Publicly Funded: POWER Status:

Beale Code: Student Age Group: POWER Levels:

NUMBER OF WORKERS

AVG ECE DURATION (In Years)

HOURLY WAGE BANDS (USD)

TOTAL LEAVER

778

TOTAL STAYER

14,356

LEAVER

4.05

STAYER

6.25

LEAVER (Hourly Wage MED)

14.86

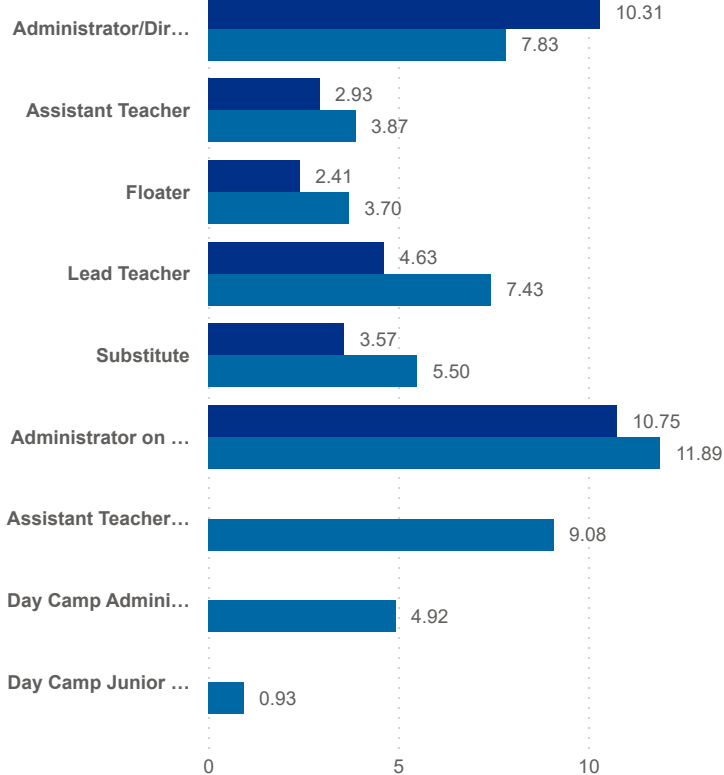
STAYER (Hourly Wage MED)

15.25

Leaver % Stayer %

94.86%

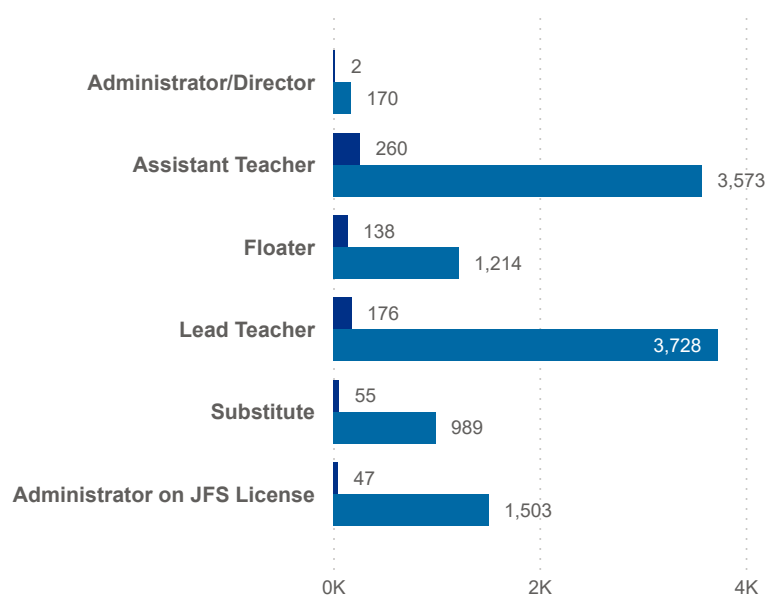
Worker Status: Leaver Stayer



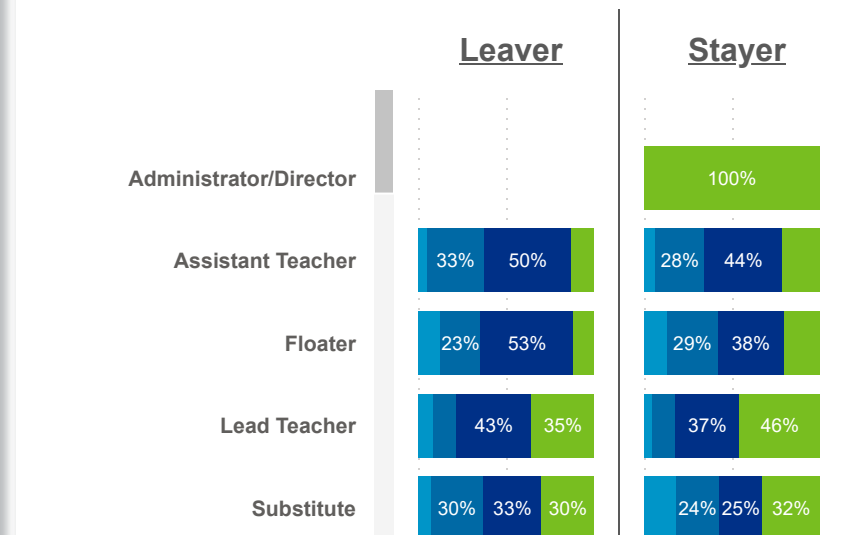
Wage Bands: < 10 10 < .. < 11.6 11.6 < .. < 14 > 14



Leaver Stayer



Wage Bands: < 10 10 < .. < 11.6 11.6 < .. < 14 > 14





Date: Program Type:
 Job Title: Teacher Age Group: Education: TEACH Status:

Date: Position Type:
 SUTQ Rating: Total Duration: Center Type: Publicly Funded: POWER Status:

SDA>County: Beale Code: Student Age Group: POWER Levels:

NUMBER OF WORKERS

AVG ECE DURATION (In Years)

HOURLY WAGE BANDS (USD)

LEAVER

STAYER

5.14%

94.86%

LEAVER

STAYER

4.05

6.25

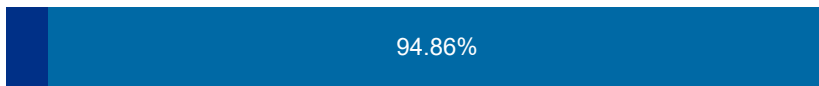
LEAVER (Hourly Wage MED)

STAYER (Hourly Wage MED)

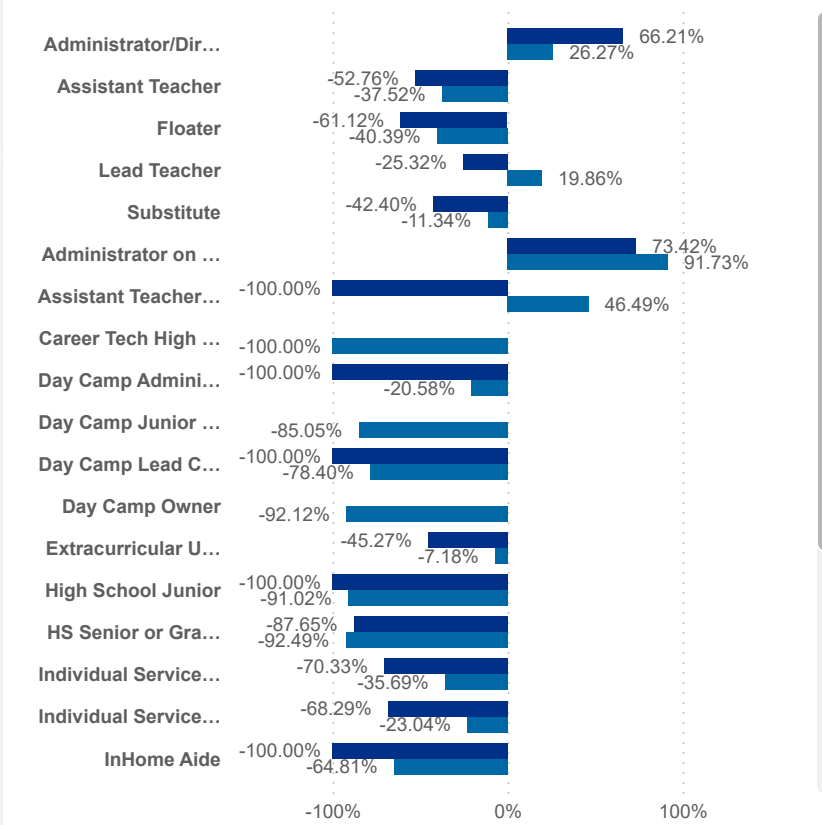
14.86

15.25

Leaver % Stayer %



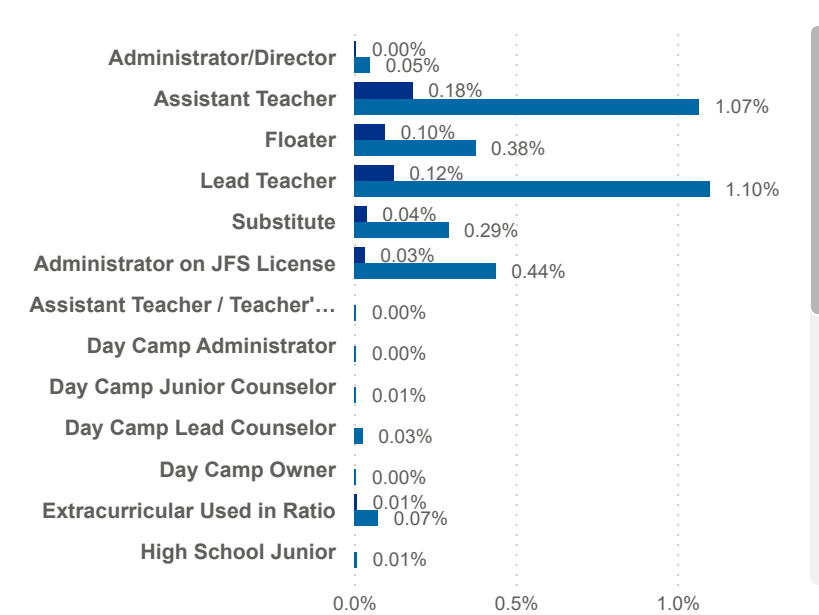
Worker Status: Leaver Stayer



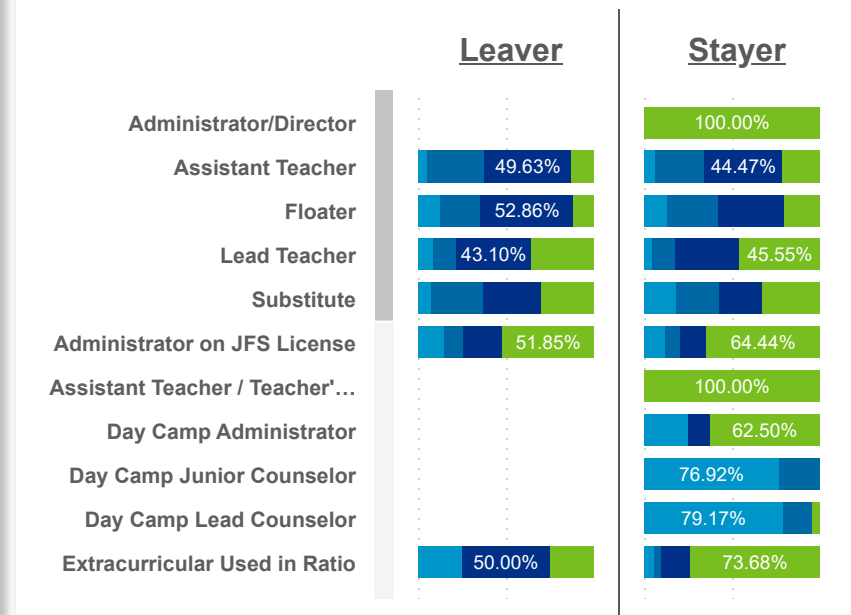
Wage Bands: < 10 10 < .. < 11.6 11.6 < .. < 14 > 14



Worker Status: Leaver Stayer



Wage Bands: < 10 10 < .. < 11.6 11.6 < .. < 14 > 14





Date: Program Type:
 Job Title: Teacher Age Group: Education: TEACH Status:

Date: Position Type:
 SUTQ Rating: Total Duration: Center Type: Publicly Funded: POWER Status:

SDA>County: Beale Code: Student Age Group: POWER Levels:

LEAVER (Avg Career Duration)

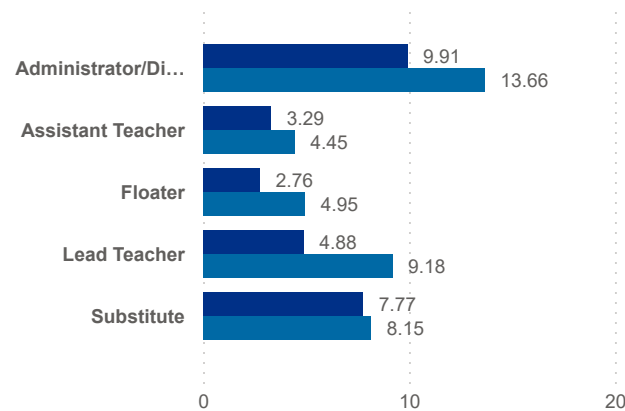
5.30

STAYER (Avg Career Duration)

8.58

Avg Career Duration by Job Title

Worker Status: ● Leaver ● Stayer



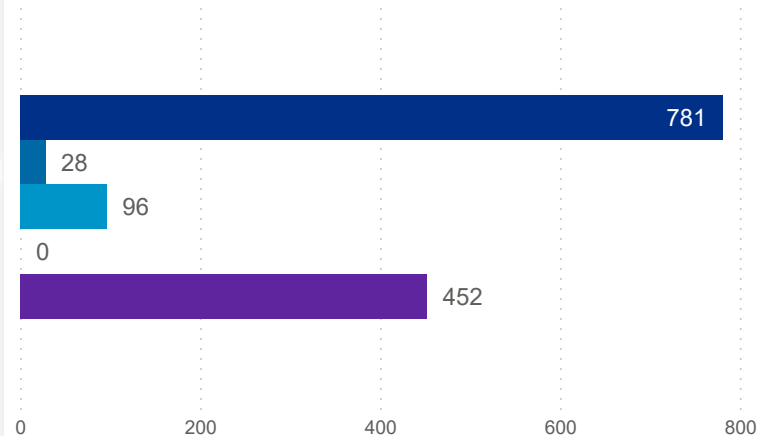
County	Job Title	Longest Serving Profile	\$ / hr	Seniority	Workload	Star Rating (mean)
Butler	Administrator/Director	1.85		Early	5.34	2
Clermont	Administrator/Director	2.22		Early	7.89	3
Clinton	Administrator/Director	4.84		Early	5.63	0
Hamilton	Administrator/Director	2.00		Early	8.44	1
Warren	Administrator/Director	1.73		Early	7.54	1
Clermont	Administrator/Director	2.70	17.50	Early	5.86	3
Hamilton	Administrator/Director	0.77	23.00	Early	7.05	0
Hamilton	Administrator/Director	2.83	25.00	Early	8.82	0
Hamilton	Administrator/Director	1.89	26.44	Early	5.50	3
Hamilton	Administrator/Director	2.83	37.00	Early	12.86	3
Butler	Administrator/Director	0.88	40.00	Early	6.38	3

TOTAL STAYER

14,356

Turnover Reasons

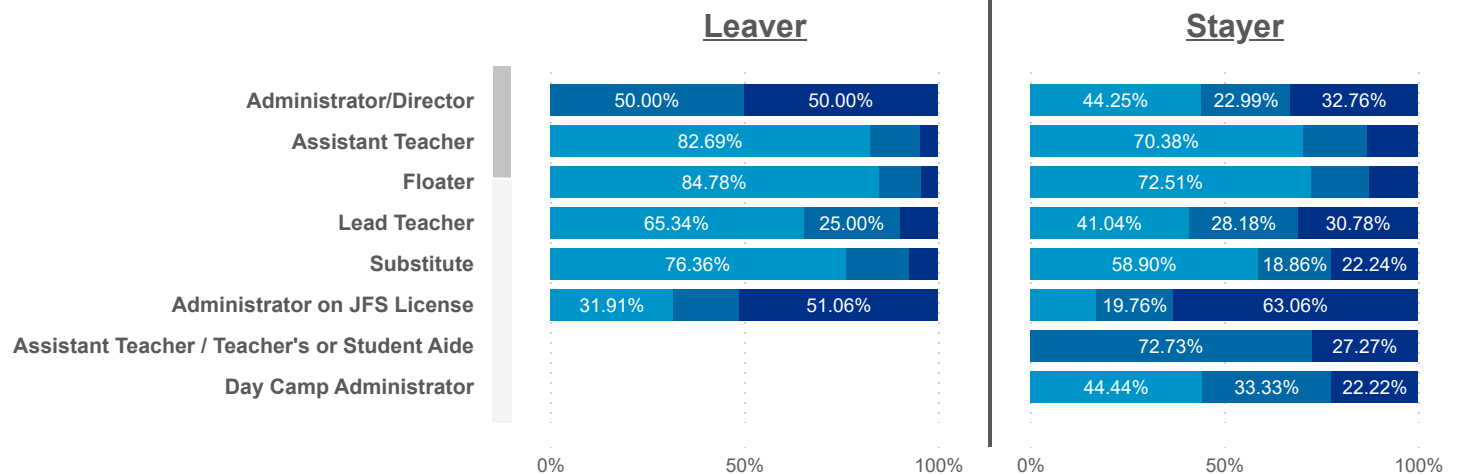
● Churn ● Internal ● Promotion ● Seasonal ● Transfer



STAYER (Promotion)

96

Seniority: ● Early ● Mid ● Senior





Date: Program Type:
 Job Title: Teacher Age Group: Education: TEACH Status:

Date: Position Type:
 SUTQ Rating: Total Duration: Center Type: Publicly Funded: POWER Status:

SDA>County: Beale Code: Student Age Group: POWER Levels:

LEAVER (Avg Career Duration)

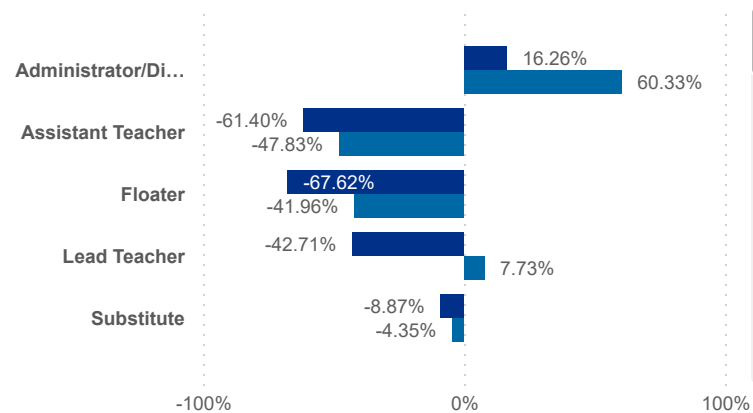
5.30

STAYER (Avg Career Duration)

8.58

Avg Career Duration by Job Title vs Mean

Worker Status: ● Leaver ● Stayer



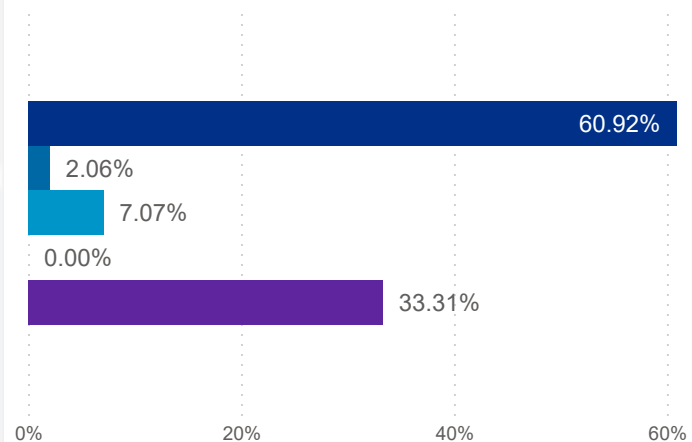
County	Job Title	Longest Serving Profile	\$ / hr	Seniority	Workload	Star Rating (mean)
Clermont	Cook	0.14		Early	19.57	0.0
Warren	Program Management Used in Ratio	0.17	16.50	Senior	6.36	1.0
Warren	Floater	0.17	15.50	Early	6.08	0.0
Butler	Program Management Used in Ratio	0.18	13.00	Early	8.00	1.0
Hamilton	Extracurricular Used in Ratio	0.19	22.10	Senior	3.61	3.0
Butler	Floater	0.19	12.50	Early	10.71	0.0
Clermont	Lead Teacher	0.19	15.25	Early	8.00	1.0
Warren	Floater	0.21	16.75	Early	5.42	0.0
Warren	Floater	0.21	18.00	Early	13.20	0.0
Butler	Lead Teacher	0.21	13.95	Early	4.30	3.0
Butler	Individual Service Provider Used in Ratio	0.22	20.00	Early	548.00	0.0

TOTAL STAYER

14,356

Turnover Reasons

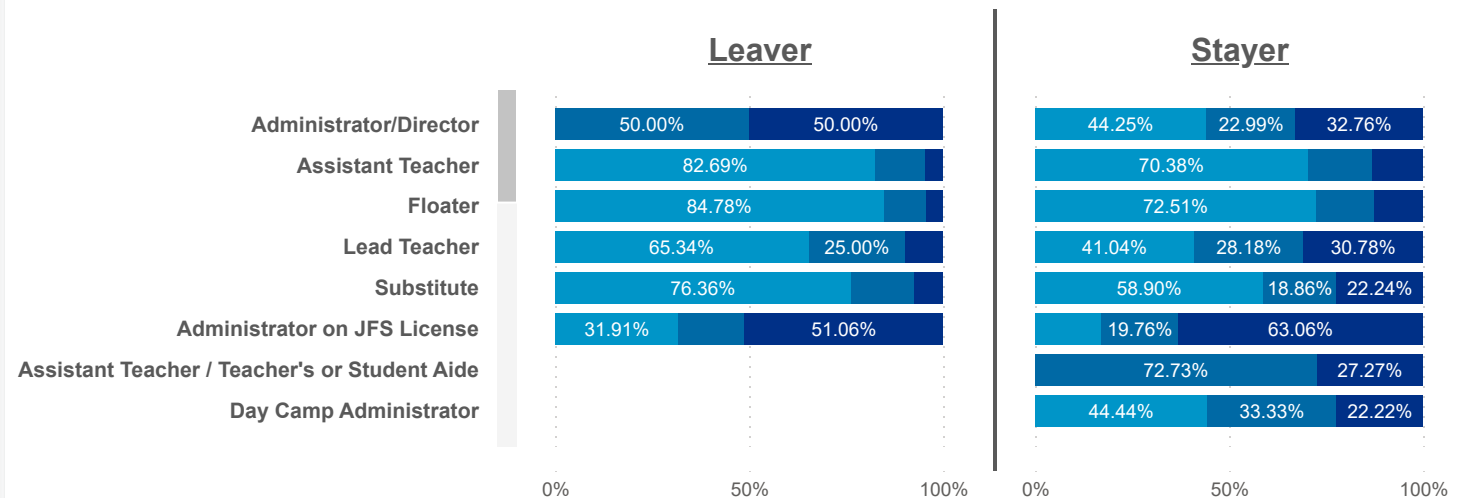
● Churn ● Internal ● Promotion ● Seasonal ● Transfer



STAYER (Promotion)

96

Seniority: ● Early ● Mid ● Senior





Date: Program Type: Job Title: Teacher Age Group: Education: TEACH Status:
 Position Type: SUTQ Rating: Total Duration: Center Type: Publicly Funded: POWER Status:
 SDA>County: Beale Code: Student Age Group: POWER Levels:

PAY MEDIAN (USD)

PAY PROGRESSION (USD)

PAY & CAREER SENIORITY (USD)

LEAVER

STAYER

14.86

15.25

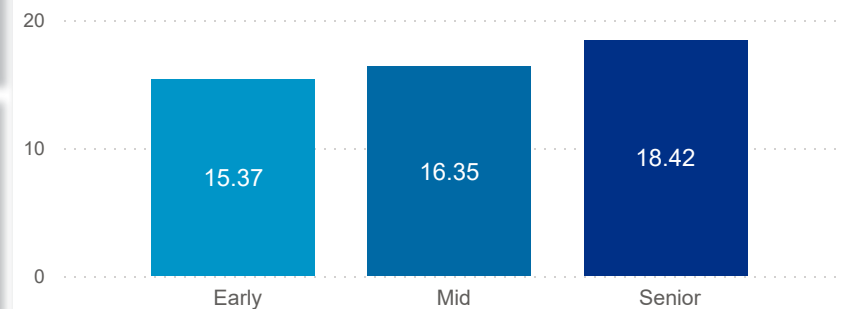
LEAVER

STAYER

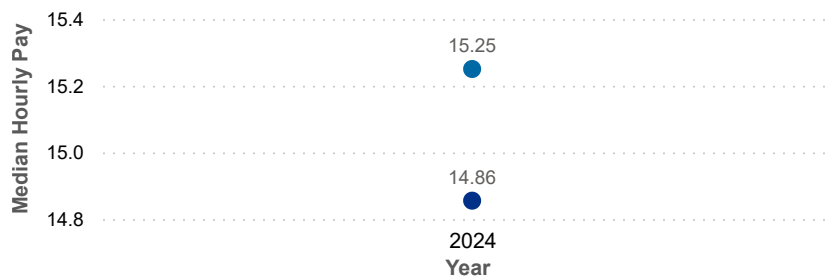
0.61

0.89

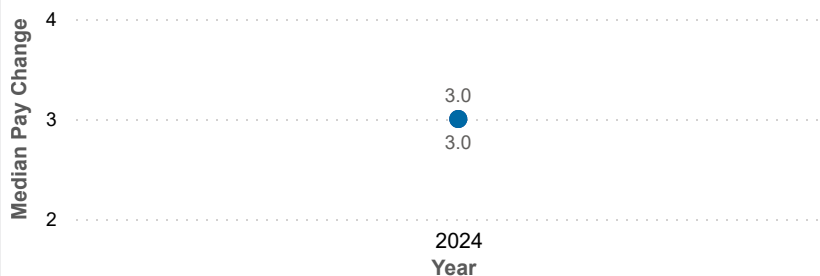
Seniority: ● Early ● Mid ● Senior



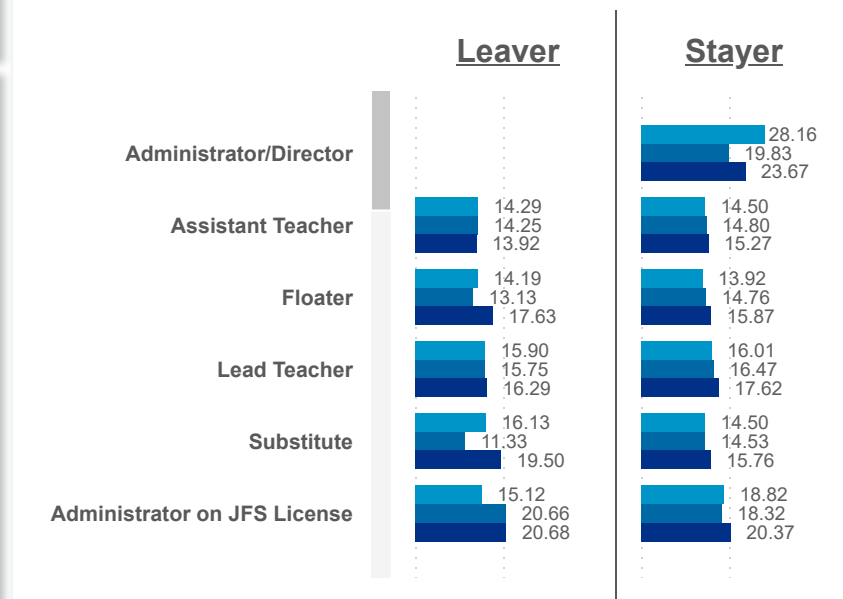
Worker Status: ● Leaver ● Stayer



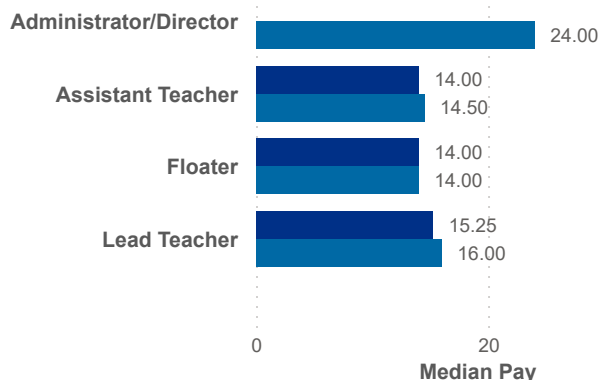
Worker Status: ● Leaver ● Stayer



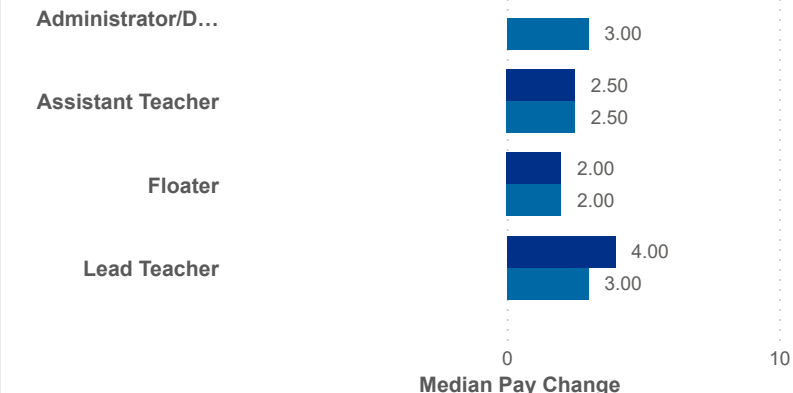
Seniority: ● Early ● Mid ● Senior



Worker Status: ● Leaver ● Stayer



Worker Status: ● Leaver ● Stayer





Date: Program Type:
 Job Title: Teacher Age Group: Education: TEACH Status:

Date: Position Type:
 SUTQ Rating: Total Duration: Center Type: Publicly Funded: POWER Status:

SDA>County: Beale Code: Student Age Group: POWER Levels:

PAY MEDIAN (USD)

LEAVER

14.86

STAYER

15.25

PAY PROGRESSION (USD)

LEAVER

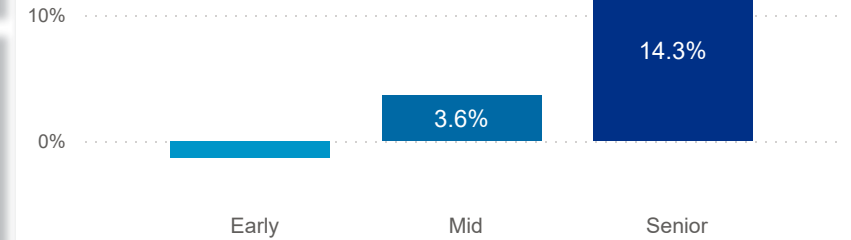
0.61

STAYER

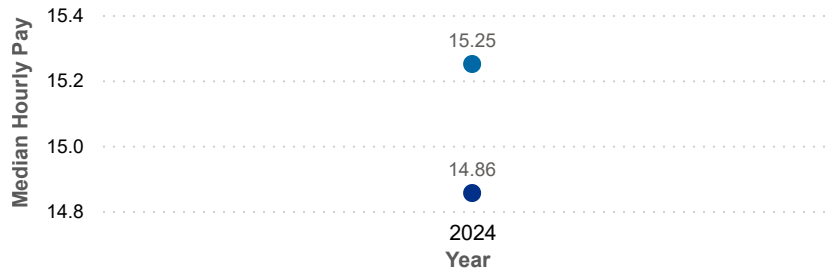
0.89

PAY & CAREER SENIORITY (USD)

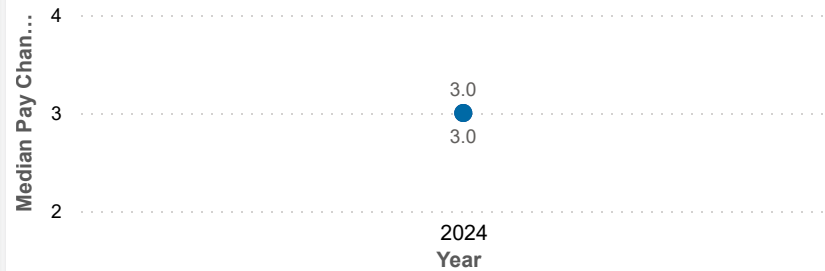
Seniority: ● Early ● Mid ● Senior



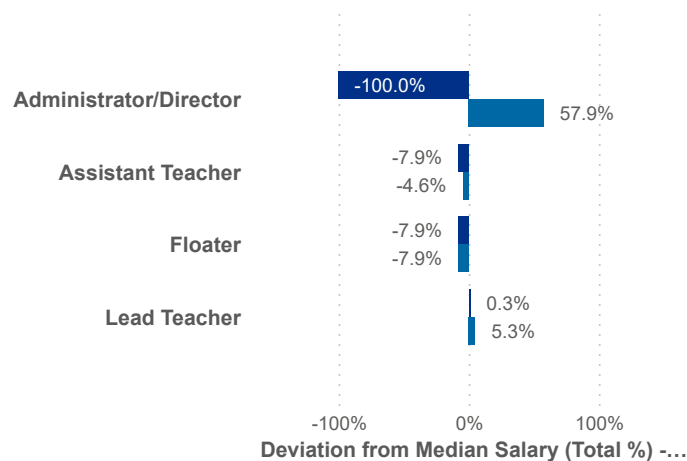
Worker Status: ● Leaver ● Stayer



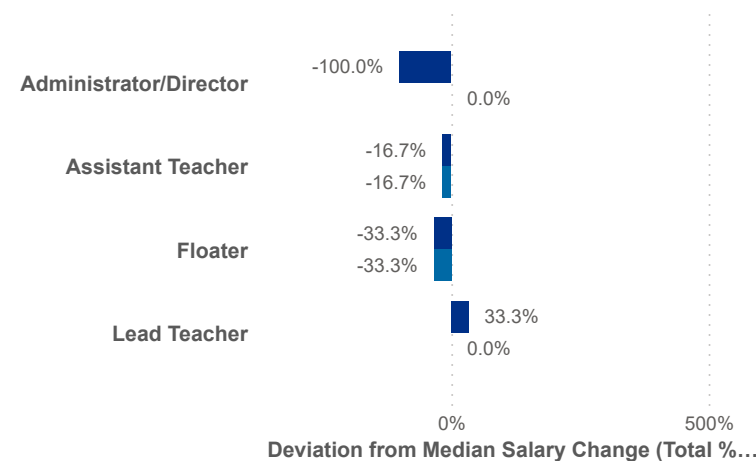
Worker Status: ● Leaver ● Stayer



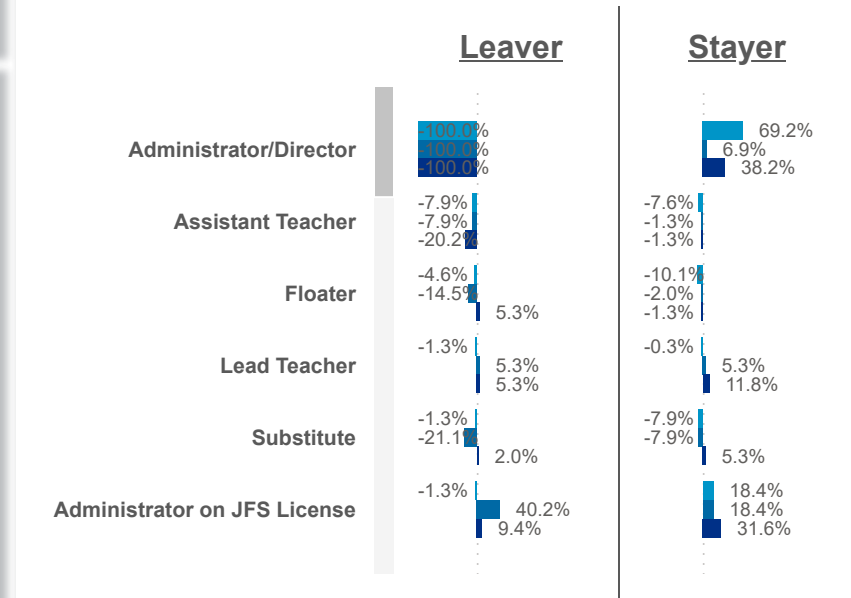
Worker Status: ● Leaver ● Stayer



Worker Status: ● Leaver ● Stayer



Seniority: ● Early ● Mid ● Senior





Date: Program Type:
 Job Title: Teacher Age Group: Education: TEACH Status:

Date: Position Type:
 SUTQ Rating: Total Duration: Center Type: Publicly Funded: POWER Status:

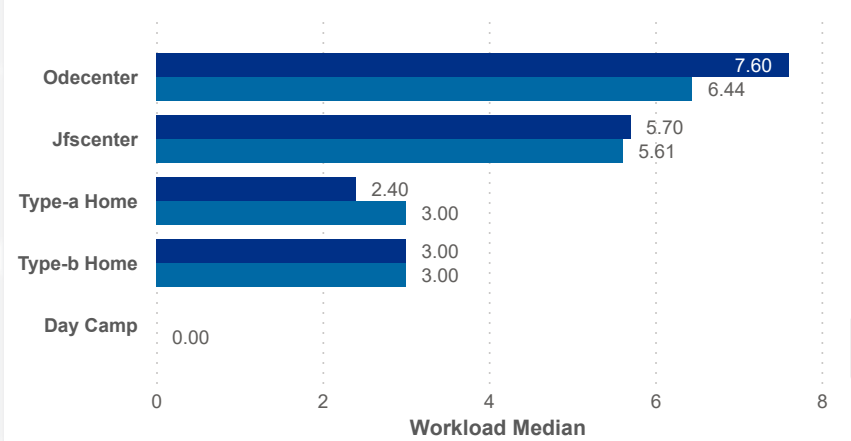
SDA>County: Beale Code: Student Age Group: POWER Levels:

Workload Median (Total)

5.61

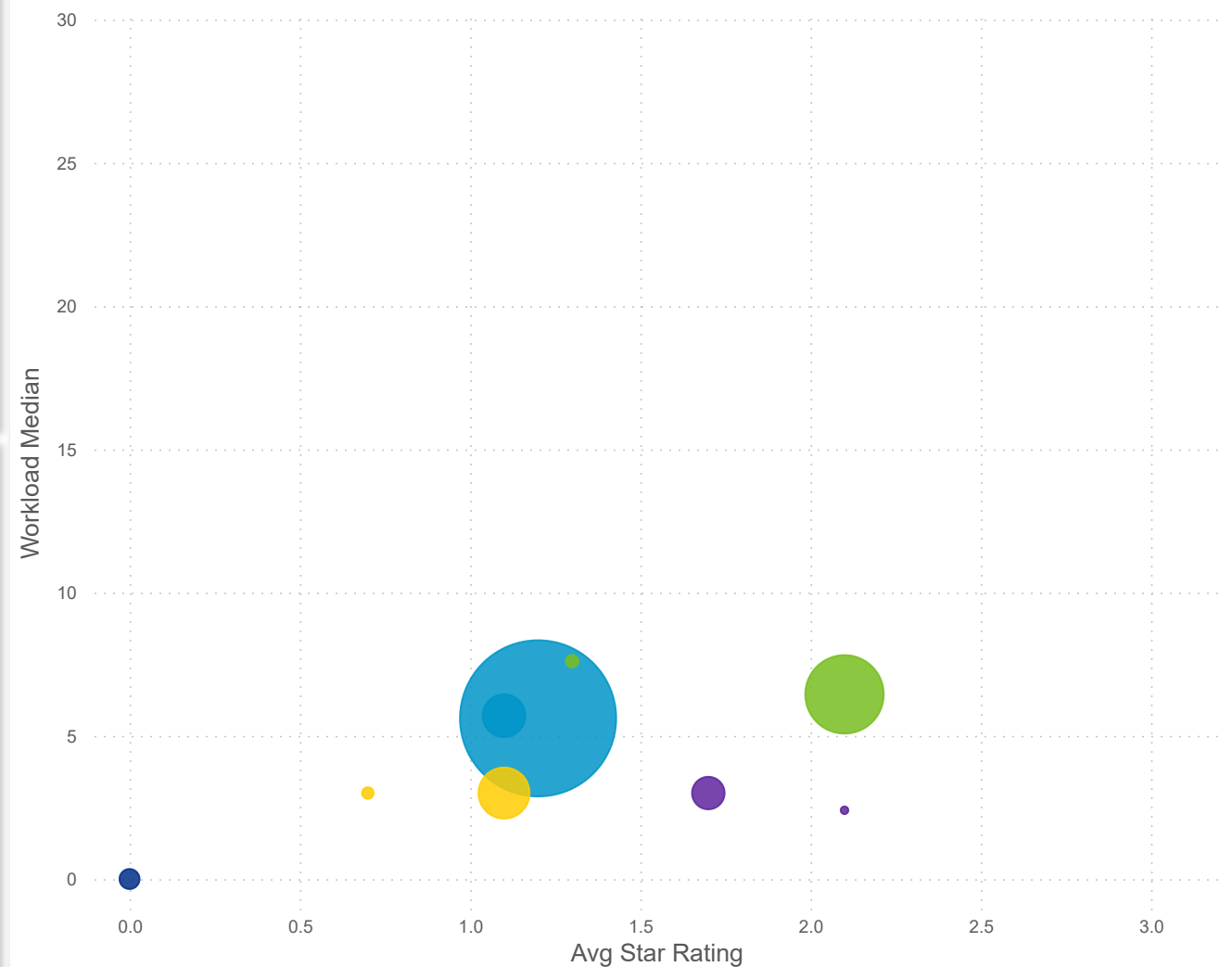
Workload Median

Worker status ● Leaver ● Stayer



Star Rating Mean, Workload Median, and Number of Users by Worker Status and Center Type

Center Type: ● Day Camp ● Inhome Aide ● Jfscenter ● Odecenter ● Type-a Home ● Type-b Home

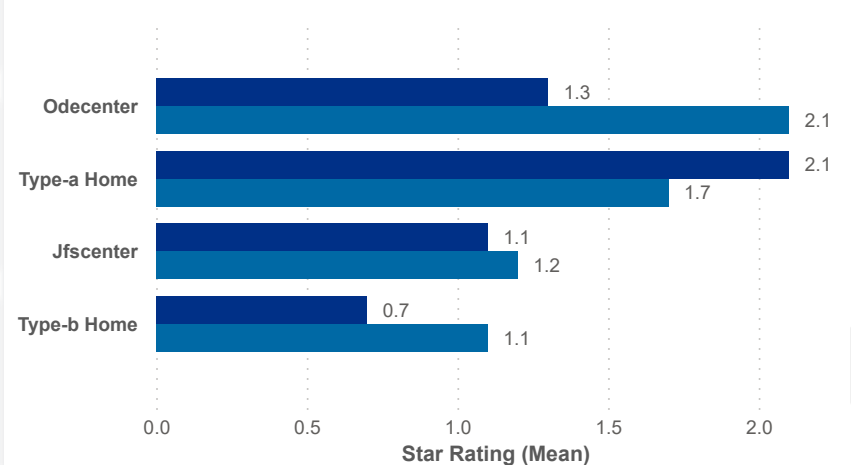


Star Rating Mean (Total)

1.4

Star Rating Mean

Worker status ● Leaver ● Stayer



Star Rating Mean (Leaver)

1.1

Star Rating Mean (Stayer)

1.4



Date: Program Type:
 Job Title: Teacher Age Group: Education: TEACH Status:

Date: Position Type:
 Center Type: Publicly Funded: POWER Status:

SDA>County: STUQ Rating: Total Duration:
 Beale Code: Student Age Group: POWER Levels:

Workload Median (Total)

5.61

Workload Median (Leaver)

5.71

Workload Median (Stayer)

5.61

Star Rating Mean (Total)

1.4

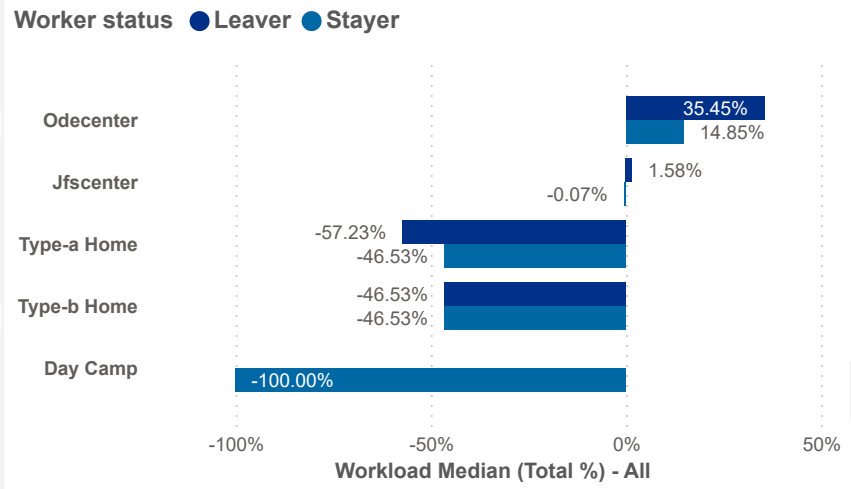
Star Rating Mean (Leaver)

1.1

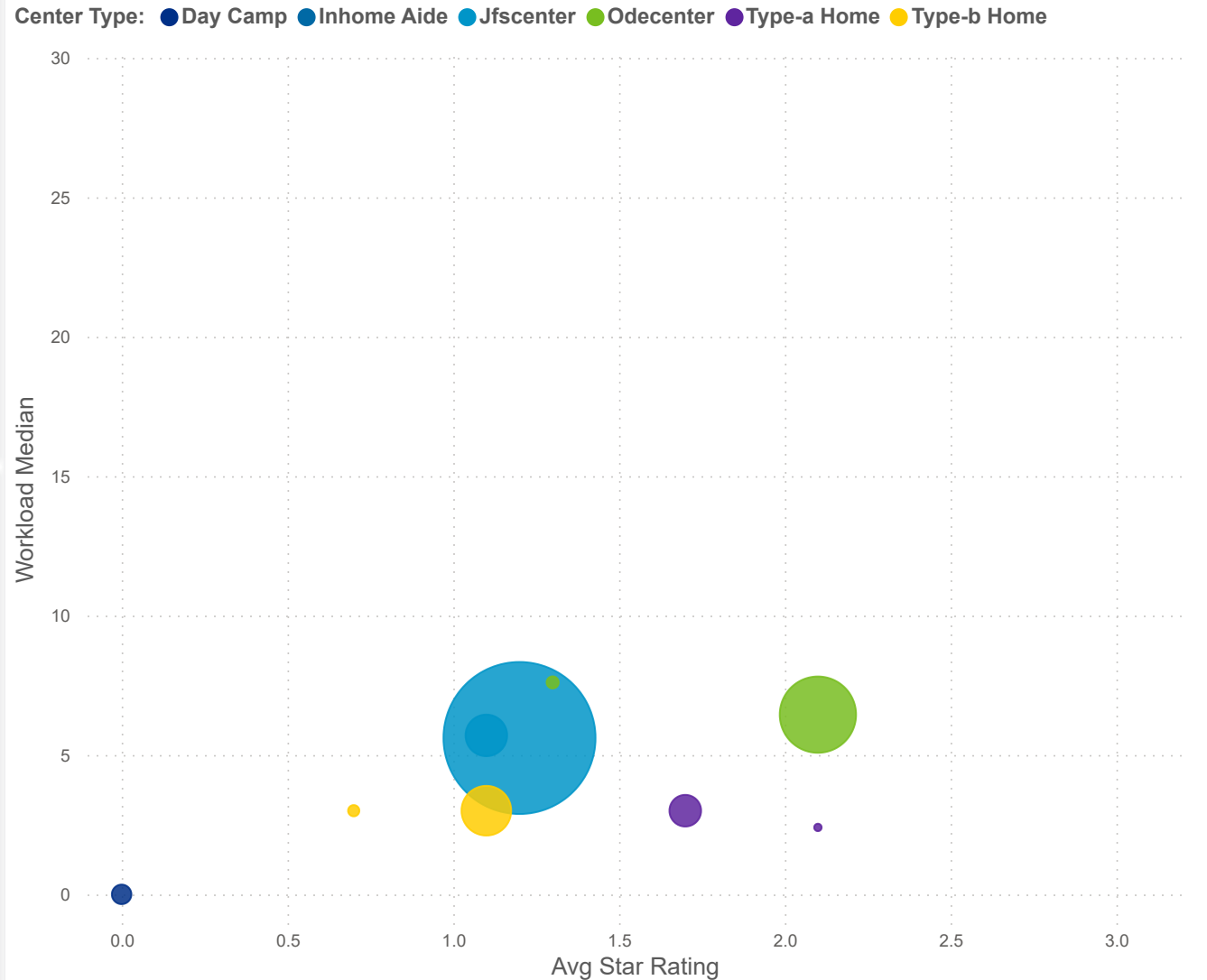
Star Rating Mean (Stayer)

1.4

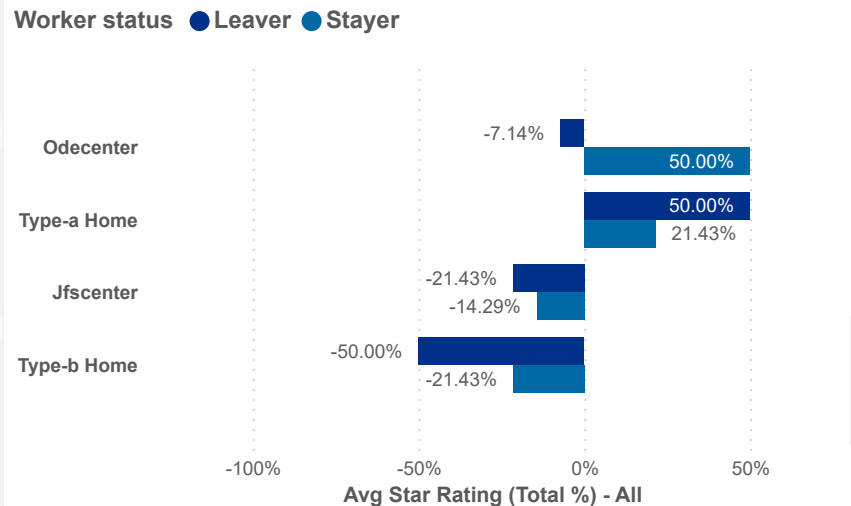
Workload Median (Total %)



Star Rating Mean, Workload Median, and Number of Users by Worker Status and Center Type



Star Rating Mean (Total %)





Date: 202404 | Program Type: Multiple select... | Job Title: All | Teacher Age Group: All | Education: All | TEACH Status: All

202406 | Position Type: All | SUTQ Rating: All | Total Duration: 0.00 | Center Type: Multiple select... | Publicly Funded: All | TEACH Models: All

SDA>County: SDA 6 | Total Duration: 100.00 | Beale Code: All | Student Age Group: All | POWER Status: All

POWER Levels: All

PAY MEAN (USD)

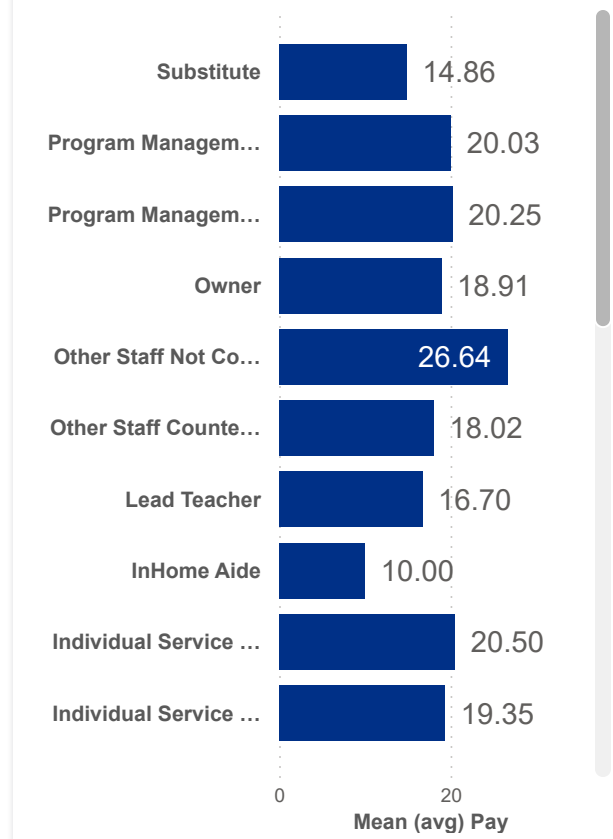
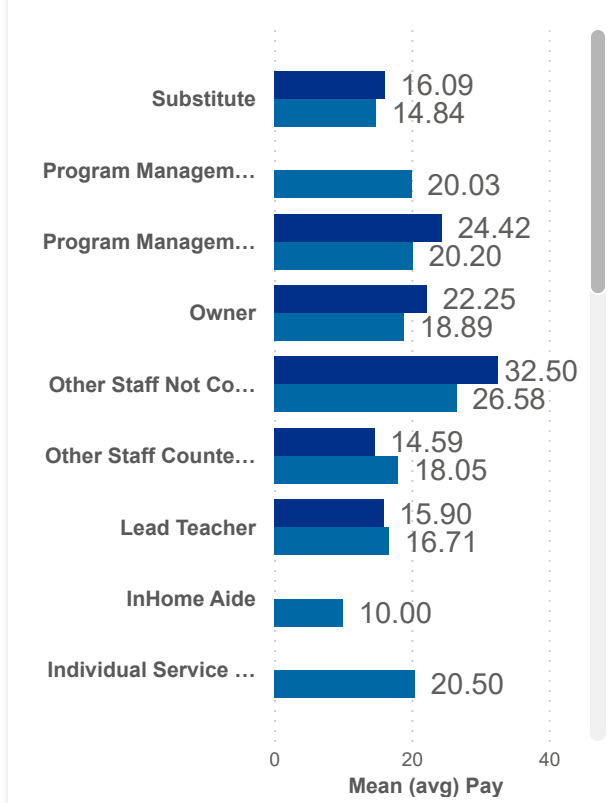
LEAVER	STAYER	COMBINED
15.46	16.55	16.53

Salary Mean by Year and Worker Status

Worker status ● Leaver ● Stayer



Worker ... ● Leaver ● Stayer



Combined Salary Mean by Year and Worker Status

