

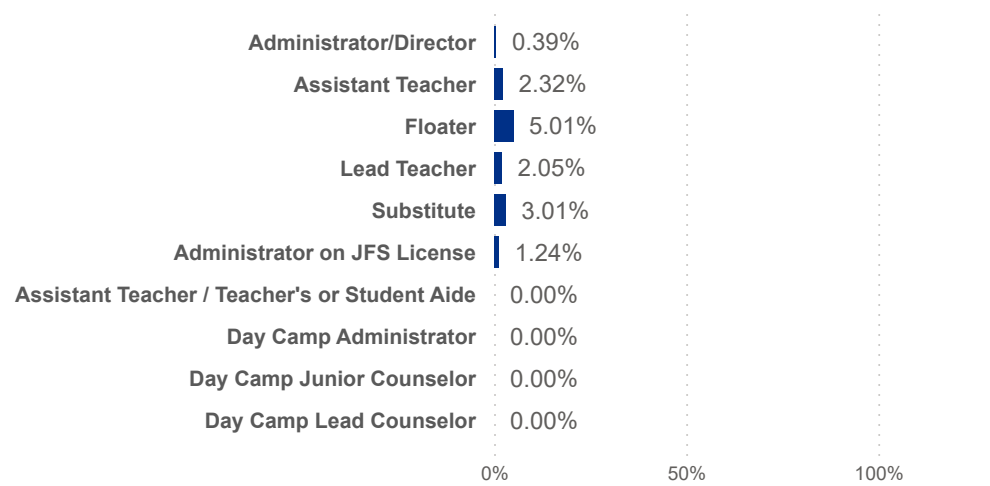


Date:  Program Type: 
 Job Title:  Teacher Age Group:  Education:  TEACH Status:

Date:  Position Type: 
 SUTQ Rating:  Total Duration:  Center Type:  Publicly Funded:  POWER Status:

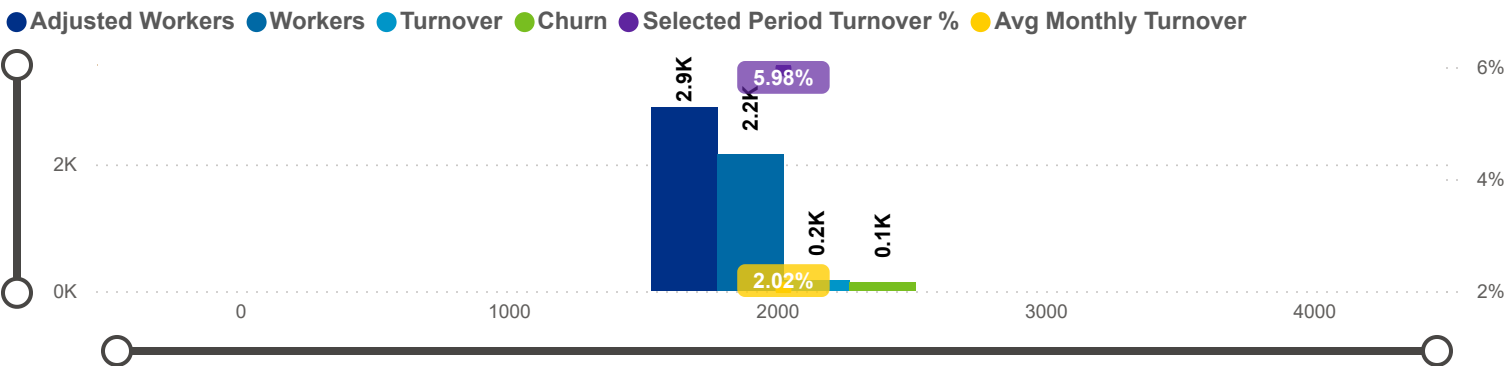
SDA>County:  Beale Code:  Student Age Group:  POWER Levels:

## Avg Monthly Turnover Rates by Job Title

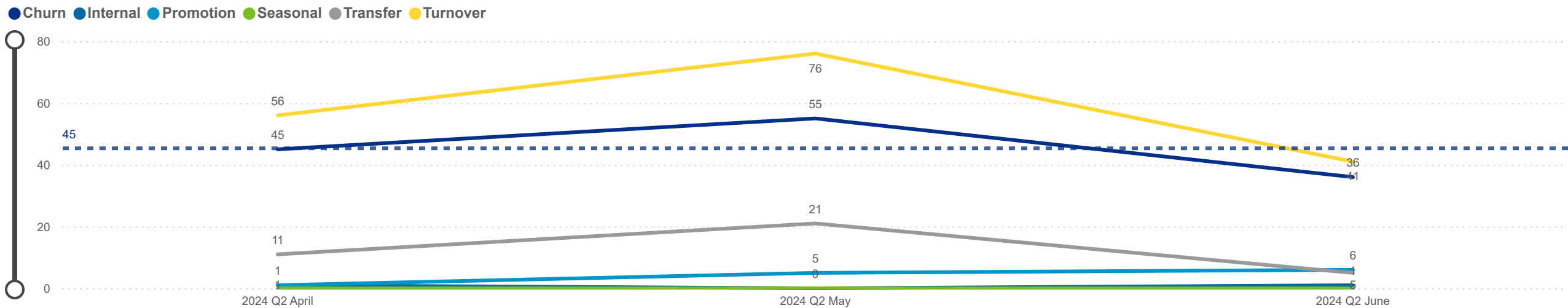


| Avg Monthly Turnover | Adjusted Workers | Total Leaver | Total Stayer | Sel Period Turnover |
|----------------------|------------------|--------------|--------------|---------------------|
| <b>2.02%</b>         | <b>2,895</b>     | <b>132</b>   | <b>2,763</b> | <b>5.98%</b>        |

## Avg Monthly Turnover and Number of Workers



## Categorization by Time Series





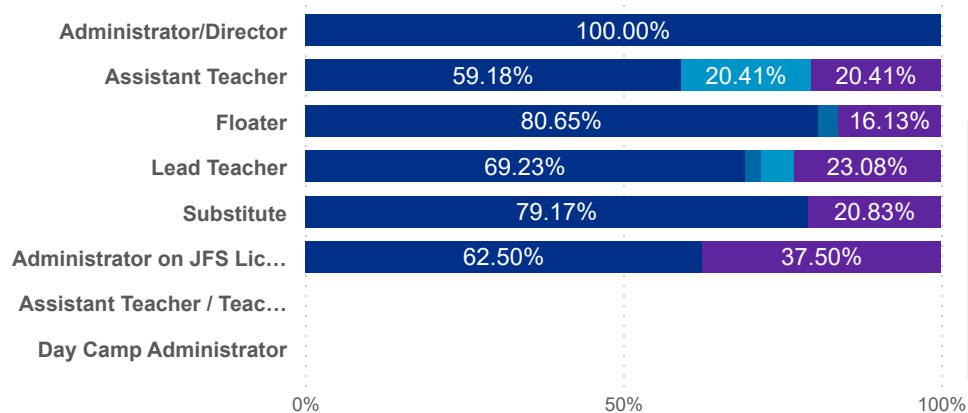
Date:  Program Type: 
 Job Title:  Teacher Age Group:  Education:  TEACH Status:

Date:  Position Type: 
 SUTQ Rating:  Total Duration:  Center Type:  Publicly Funded:  POWER Status:

SDA>County:  Beale Code:  Student Age Group:  POWER Levels:

## Job Change Reasons by Job Title

● Churn ● Internal ● Promotion ● Seasonal ● Transfer



### Avg Monthly Churn

1.59%

### Adjusted Workers

2,895

### Workload Median

4.73

### Pay Median USD / hr

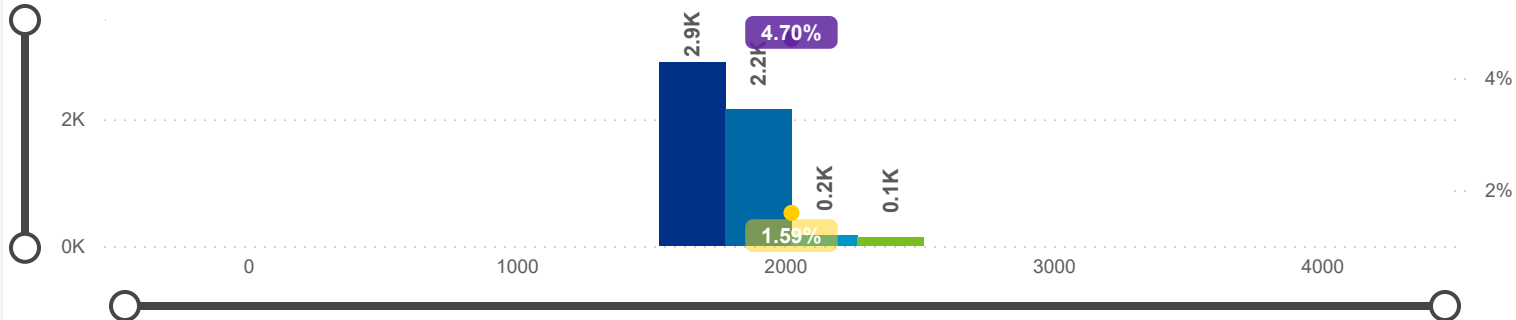
14.41

### Avg ECE Duration

6.53

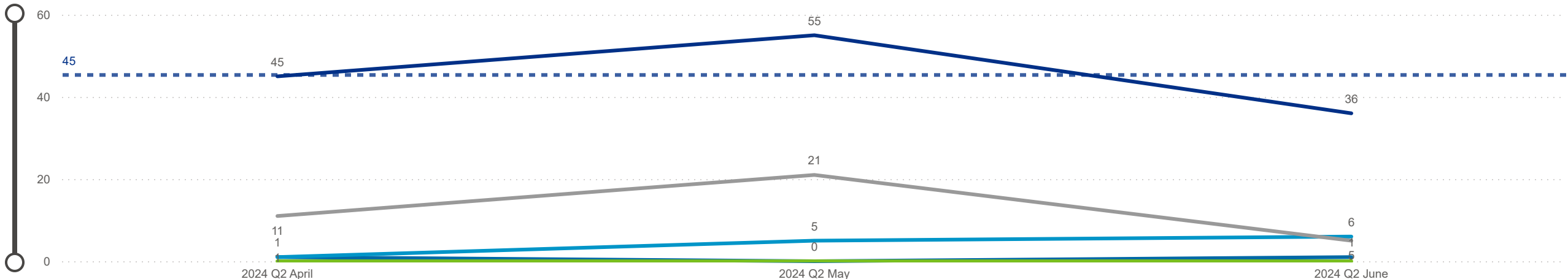
## Avg Monthly Churn and Number of Workers

● Adjusted Workers ● Workers ● Turnover ● Churn ● Selected Period Churn % ● Avg Monthly Churn



## Categorization by Time Series

● Churn ● Internal ● Promotion ● Seasonal ● Transfer



Date: 202404 | Program Type: Multiple select... | Job Title: All | Teacher Age Group: All | Education: All | TEACH Status: All  
 202406 | Position Type: All | SUTQ Rating: All | Total Duration: 0.00 | Center Type: Multiple select... | Publicly Funded: All | POWER Status: All  
 SDA>County: SDA 5 | Beale Code: All | Student Age Group: All | POWER Levels: All

Low Leaver % | High Leaver %

ADJUSTED WORKERS

2,895

TOTAL LEAVER

132

TOTAL STAYER

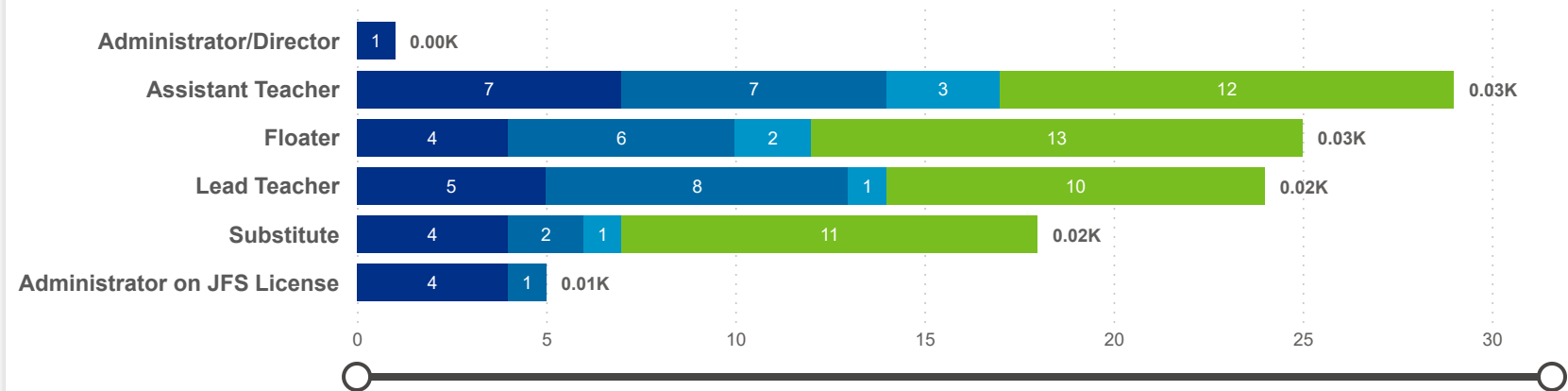
2,763

SELECTED PERIOD CHURN %

4.56%

Leaver by Job Title and Star Rating

SUTQ Rating (1=Br; 2=Sil; 3=Gld) ● 0 ● 1 ● 2 ● 3



To display Azure Maps visuals, sign in.

| County        | Adjusted Workers | Workers      | Workers %      | Total Leaver | Total Stayer | Selected Period Churn % | Stayer %      | Avg Monthly Churn | Selected Period Turnover % | Avg Monthly Turnover | Workload Median | Avg Star Rating |
|---------------|------------------|--------------|----------------|--------------|--------------|-------------------------|---------------|-------------------|----------------------------|----------------------|-----------------|-----------------|
| Ashland OH    | 267              | 223          | 10.35%         | 36           | 231          | 13.48%                  | 86.52%        | 4.80%             | 16.10%                     | 5.58%                | 5.70            | 1.8             |
| Columbiana OH | 601              | 430          | 19.96%         | 19           | 582          | 3.16%                   | 96.84%        | 1.18%             | 4.83%                      | 1.63%                | 5.00            | 2.4             |
| Tuscarawas OH | 431              | 308          | 14.30%         | 18           | 413          | 4.18%                   | 95.82%        | 1.41%             | 5.34%                      | 1.80%                | 6.00            | 1.8             |
| Wayne OH      | 519              | 400          | 18.57%         | 18           | 501          | 3.47%                   | 96.53%        | 1.24%             | 5.20%                      | 1.76%                | 5.50            | 1.8             |
| Knox OH       | 373              | 254          | 11.79%         | 16           | 357          | 4.29%                   | 95.71%        | 1.45%             | 5.63%                      | 1.90%                | 2.69            | 2.1             |
| Jefferson OH  | 269              | 239          | 11.10%         | 9            | 260          | 3.35%                   | 96.65%        | 1.13%             | 3.72%                      | 1.26%                | 6.00            | 2.3             |
| Coshocton OH  | 255              | 194          | 9.01%          | 8            | 247          | 3.14%                   | 96.86%        | 1.06%             | 3.92%                      | 1.33%                | 4.53            | 2.4             |
| Carroll OH    | 72               | 68           | 3.16%          | 4            | 68           | 5.56%                   | 94.44%        | 1.88%             | 5.56%                      | 1.88%                | 6.36            | 2.5             |
| Holmes OH     | 70               | 55           | 2.55%          | 3            | 67           | 4.29%                   | 95.71%        | 1.44%             | 7.14%                      | 2.40%                | 3.60            | 2.6             |
| Harrison OH   | 38               | 34           | 1.58%          | 1            | 37           | 2.63%                   | 97.37%        | 0.88%             | 2.63%                      | 0.88%                | 1.29            | 2.8             |
| <b>Total</b>  | <b>2,895</b>     | <b>2,154</b> | <b>100.00%</b> | <b>132</b>   | <b>2,763</b> | <b>4.56%</b>            | <b>95.44%</b> | <b>1.59%</b>      | <b>5.98%</b>               | <b>2.02%</b>         | <b>4.73</b>     | <b>2.1</b>      |



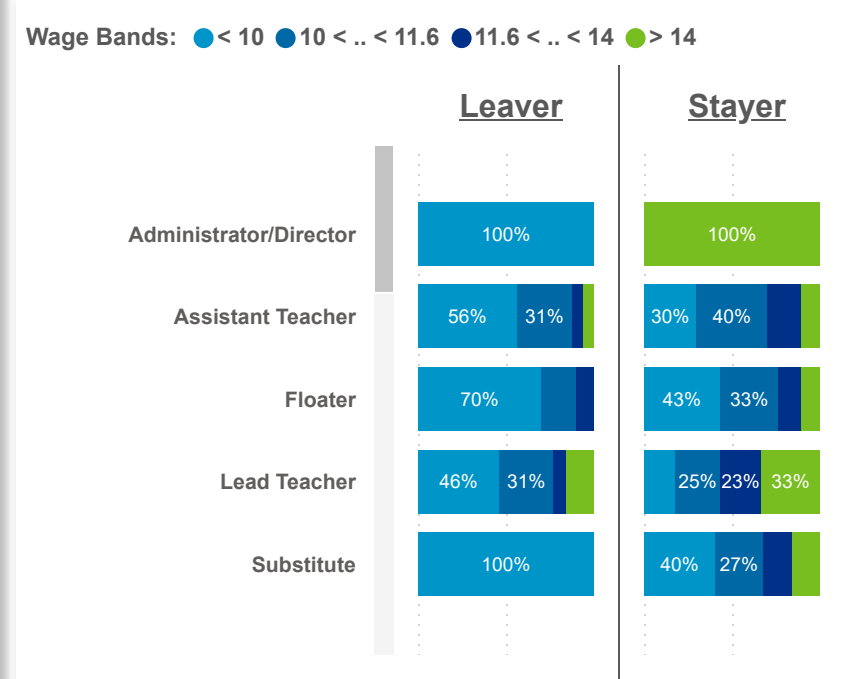
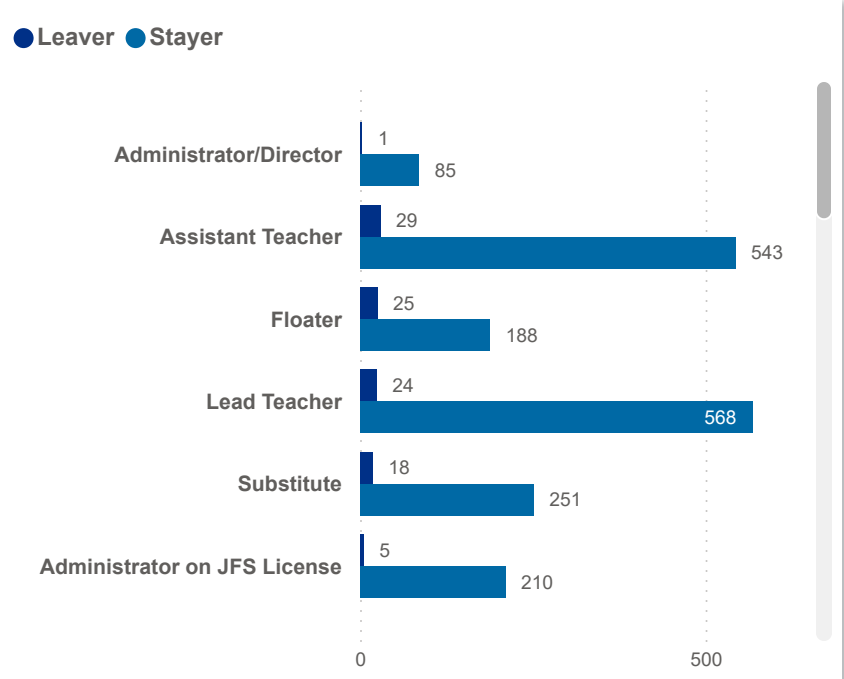

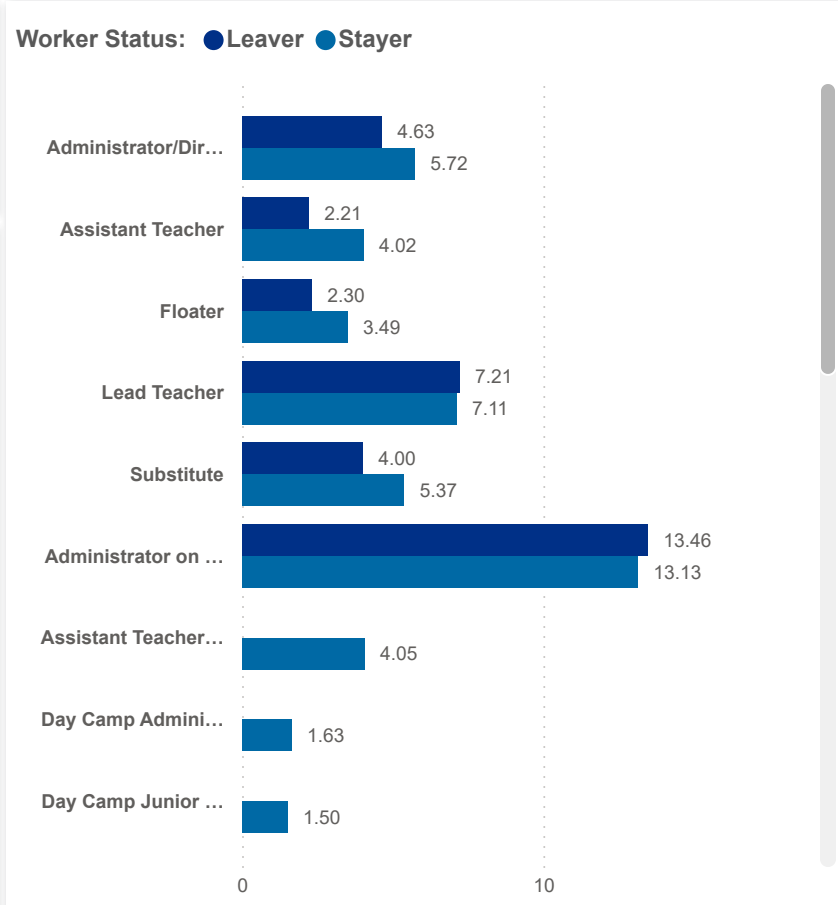
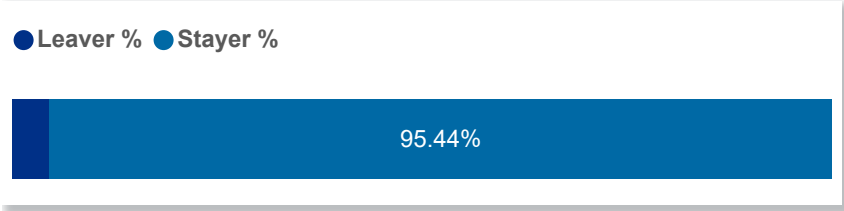
Date: 202404 Program Type: Multiple select... Job Title: All Teacher Age Group: All Education: All TEACH Status: All

202406 Position Type: All Credential: All TEACH Models: All

SDA>County: SDA 5 SUTQ Rating: All Total Duration: 0.00 Center Type: Multiple select... Publicly Funded: All POWER Status: All

100.00 Beale Code: All Student Age Group: All POWER Levels: All

| NUMBER OF WORKERS |              | AVG ECE DURATION (In Years) |        | HOURLY WAGE BANDS (USD)  |                          |
|-------------------|--------------|-----------------------------|--------|--------------------------|--------------------------|
| TOTAL LEAVER      | TOTAL STAYER | LEAVER                      | STAYER | LEAVER (Hourly Wage MED) | STAYER (Hourly Wage MED) |
| 132               | 2,763        | 4.01                        | 6.59   | 11.00                    | 14.44                    |





Date:  Program Type:  Job Title:  Teacher Age Group:  Education:  TEACH Status:

Date:  Position Type:  SUTQ Rating:  Total Duration:  Center Type:  Publicly Funded:  POWER Status:

SDA>County:  Beale Code:  Student Age Group:  POWER Levels:

### NUMBER OF WORKERS

### AVG ECE DURATION (In Years)

### HOURLY WAGE BANDS (USD)

LEAVER

STAYER

# 4.56%

# 95.44%

LEAVER

STAYER

# 4.01

# 6.59

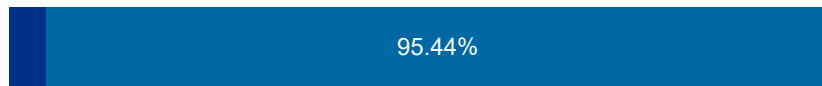
LEAVER (Hourly Wage MED)

STAYER (Hourly Wage MED)

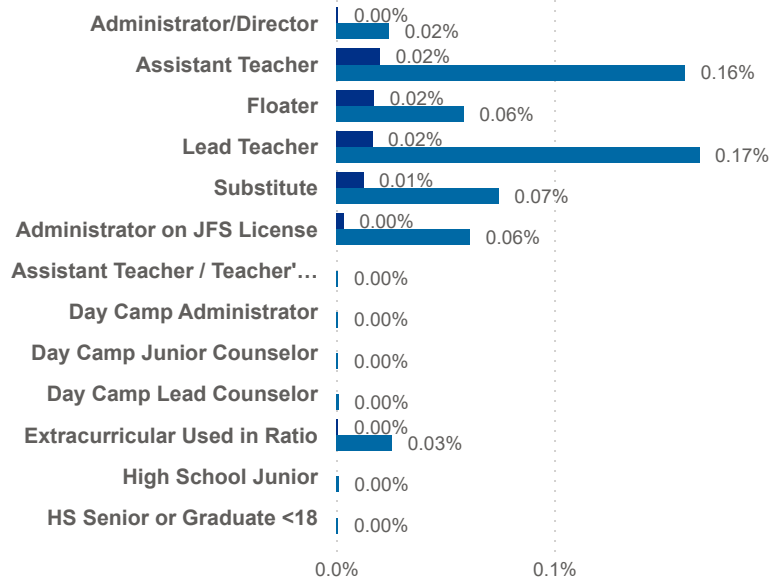
# 11.00

# 14.44

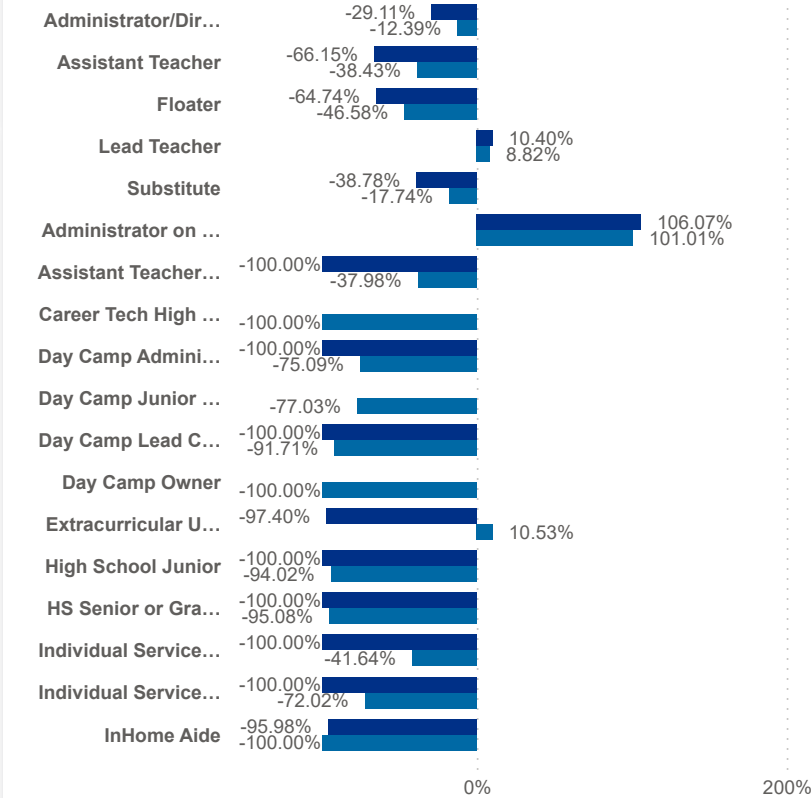
● Leaver % ● Stayer %



Worker Status: ● Leaver ● Stayer



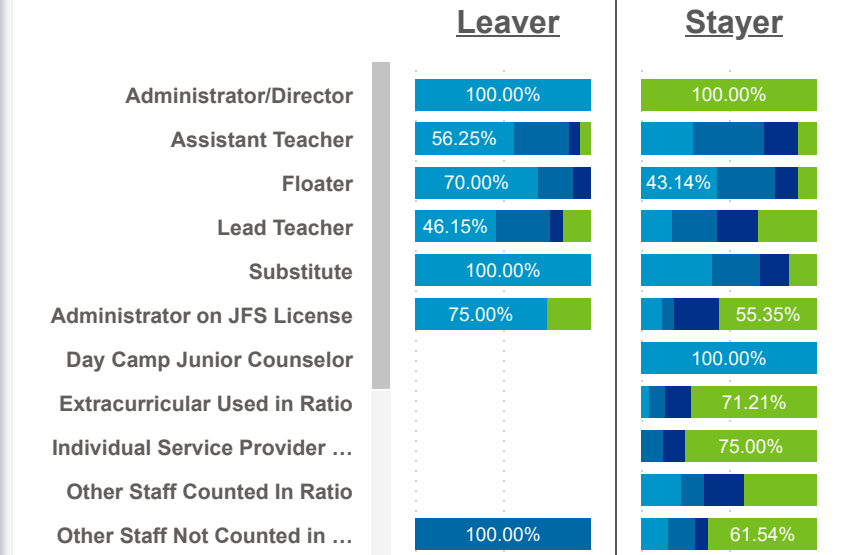
Worker Status: ● Leaver ● Stayer



Wage Bands: ● < 10 ● 10 < .. < 11.6 ● 11.6 < .. < 14 ● > 14



Wage Bands: ● < 10 ● 10 < .. < 11.6 ● 11.6 < .. < 14 ● > 14





Date:  Program Type: 
 Job Title:  Teacher Age Group:  Education:  TEACH Status:

Date:  Position Type: 
 SUTQ Rating:  Total Duration:  Center Type:  Publicly Funded:  POWER Status:

SDA>County:  Beale Code:  Student Age Group:  POWER Levels:

LEAVER (Avg Career Duration)

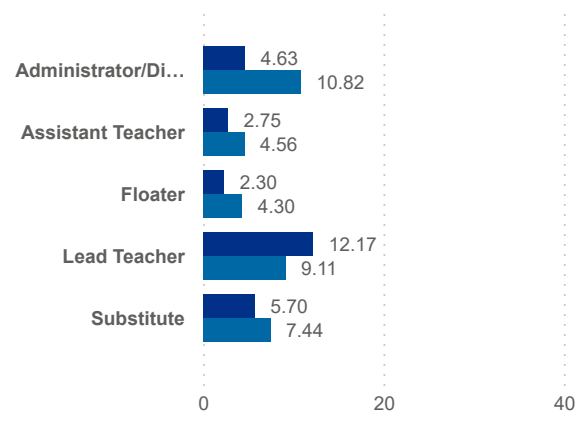
7.74

STAYER (Avg Career Duration)

14.84

Avg Career Duration by Job Title

Worker Status: ● Leaver ● Stayer



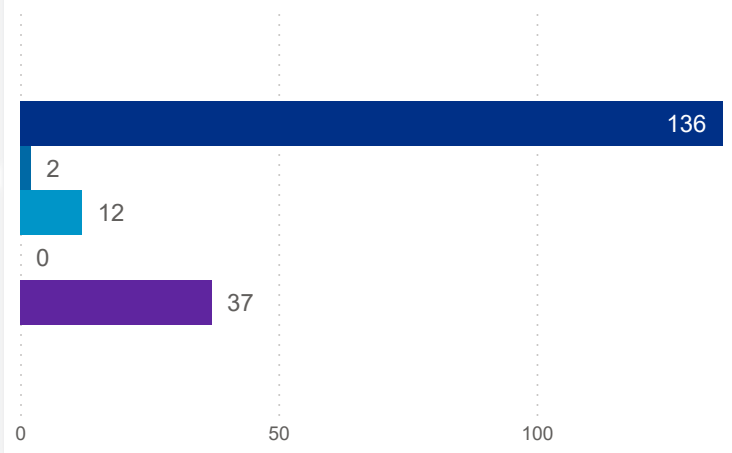
| County     | Job Title              | Longest Serving Profile | \$ / hr | Seniority | Workload | Star Rating (n) |
|------------|------------------------|-------------------------|---------|-----------|----------|-----------------|
| Ashland    | Administrator/Director | 2.78                    |         | Early     | 12.80    |                 |
| Carroll    | Administrator/Director | 1.22                    |         | Early     | 10.40    |                 |
| Columbiana | Administrator/Director | 2.29                    |         | Early     | 7.77     |                 |
| Coshocton  | Administrator/Director | 2.76                    |         | Early     | 4.60     |                 |
| Harrison   | Administrator/Director | 2.60                    |         | Early     | 6.30     |                 |
| Holmes     | Administrator/Director | 1.20                    |         | Early     | 10.25    |                 |
| Jefferson  | Administrator/Director | 2.03                    |         | Early     | 12.50    |                 |
| Knox       | Administrator/Director | 3.25                    |         | Early     | 8.08     |                 |
| Tuscarawas | Administrator/Director | 2.39                    |         | Early     | 8.88     |                 |
| Wayne      | Administrator/Director | 1.05                    |         | Early     | 11.50    |                 |
| Knox       | Administrator/Director | 4.63                    | 9.50    | Early     | 51.00    |                 |

TOTAL STAYER

2,763

Turnover Reasons

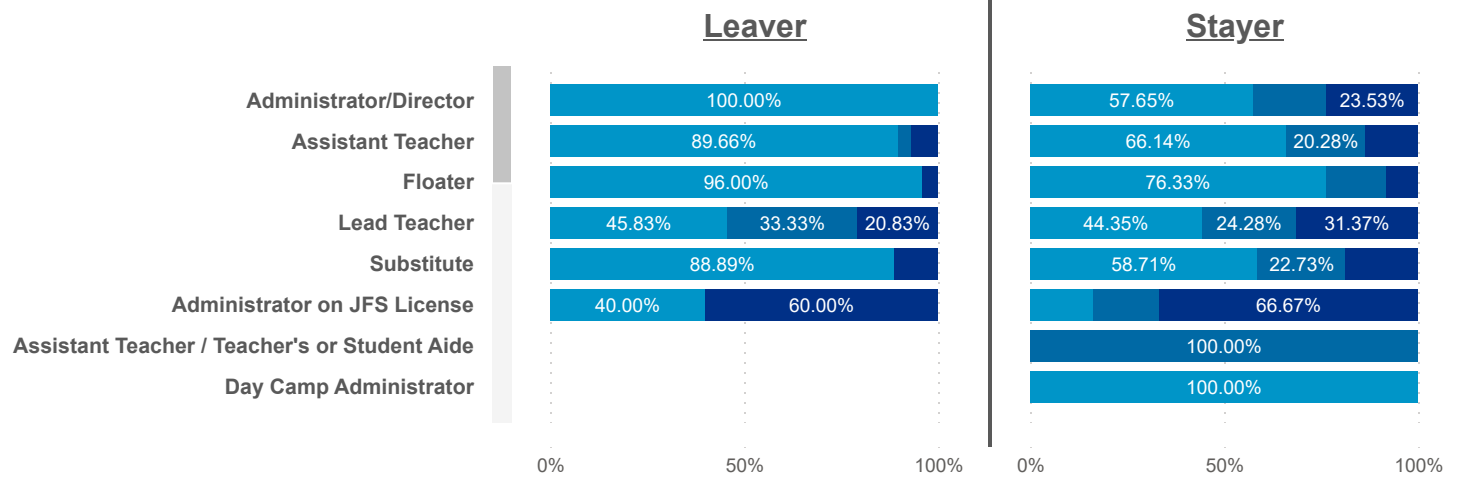
● Churn ● Internal ● Promotion ● Seasonal ● Transfer



STAYER (Promotion)

12

Seniority: ● Early ● Mid ● Senior





Date: 202404 | Program Type: Multiple select... | Job Title: All | Teacher Age Group: All | Education: All | TEACH Status: All

Date: 202406 | Position Type: All | SUTQ Rating: All | Total Duration: 0.00 | Center Type: Multiple select... | Publicly Funded: All | TEACH Models: All

SDA>County: SDA 5 | Total Duration: 100.00 | Beale Code: All | Student Age Group: All | POWER Status: All

POWER Levels: All

### LEAVER (Avg Career Duration)

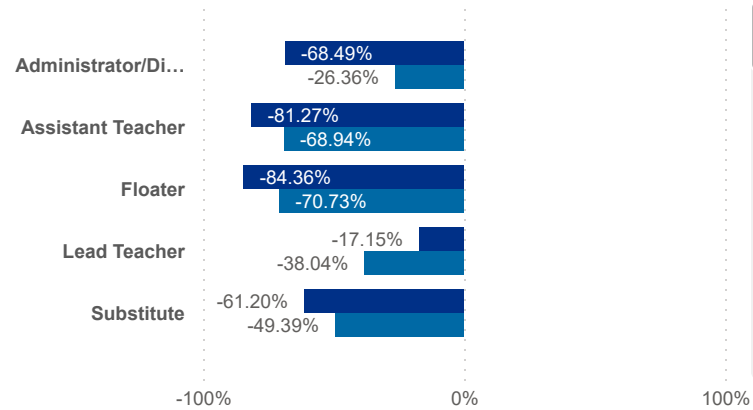
# 7.74

### STAYER (Avg Career Duration)

# 14.84

## Avg Career Duration by Job Title vs Mean

Worker Status: ● Leaver ● Stayer



| County     | Job Title                        | Longest Serving Profile | \$ / hr | Seniority | Workload | Star Rating (mean) |
|------------|----------------------------------|-------------------------|---------|-----------|----------|--------------------|
| Knox       | InHome Aide                      | 0.11                    |         | Early     | 0.00     | 0.0                |
| Carroll    | Assistant Teacher                | 0.13                    | 10.40   | Early     | 6.36     | 2.0                |
| Columbiana | Floater                          | 0.17                    | 11.00   | Early     | 8.85     | 3.0                |
| Knox       | Driver                           | 0.18                    |         | Early     | 2.93     | 3.0                |
| Tuscarawas | Driver                           | 0.18                    | 10.45   | Early     | 11.56    | 0.0                |
| Knox       | HS Senior or Graduate <18        | 0.19                    |         | Early     | 6.67     | 0.0                |
| Ashland    | Assistant Teacher                | 0.20                    | 11.25   | Early     | 6.58     | 1.0                |
| Wayne      | Program Management Used in Ratio | 0.21                    |         | Early     | 5.00     | 0.0                |
| Tuscarawas | Administrator on JFS License     | 0.22                    | 17.20   | Mid       | 70.50    |                    |
| Coshocton  | Assistant Teacher                | 0.23                    | 9.60    | Mid       | 4.86     | 3.0                |
| Columbiana | Floater                          | 0.23                    |         | Senior    | 2.45     | 3.0                |

### TOTAL STAYER

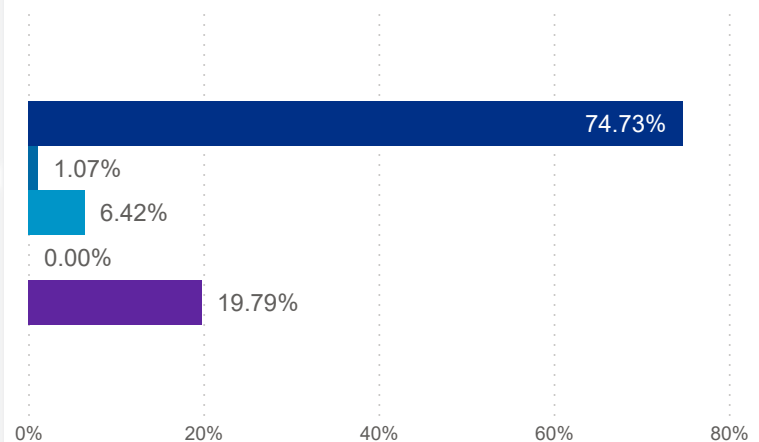
# 2,763

### STAYER (Promotion)

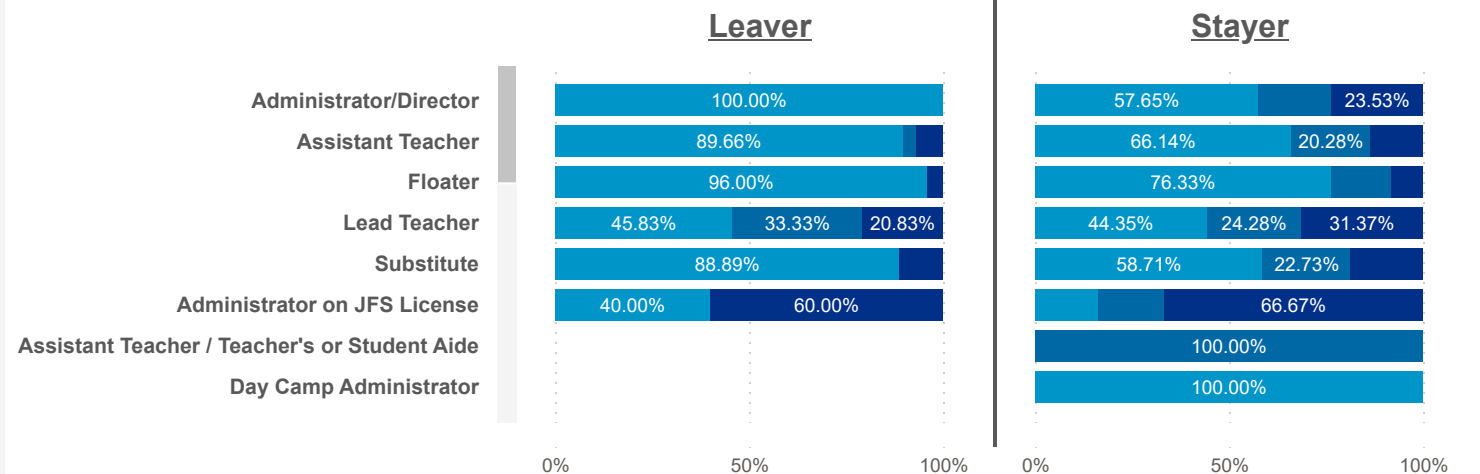
# 12

## Turnover Reasons

● Churn ● Internal ● Promotion ● Seasonal ● Transfer



Seniority: ● Early ● Mid ● Senior



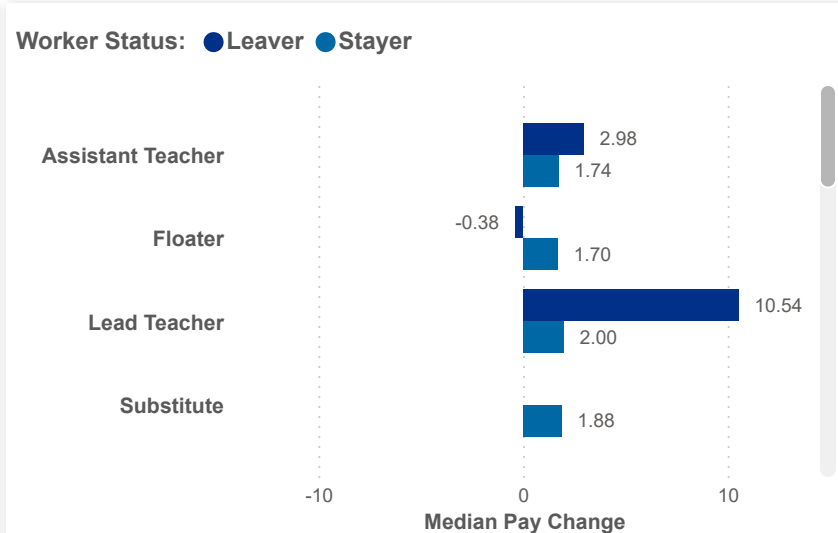
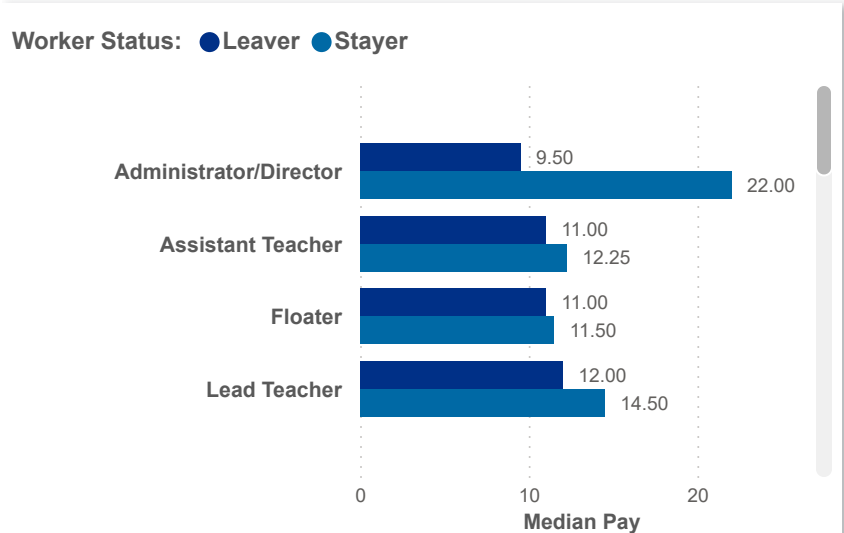
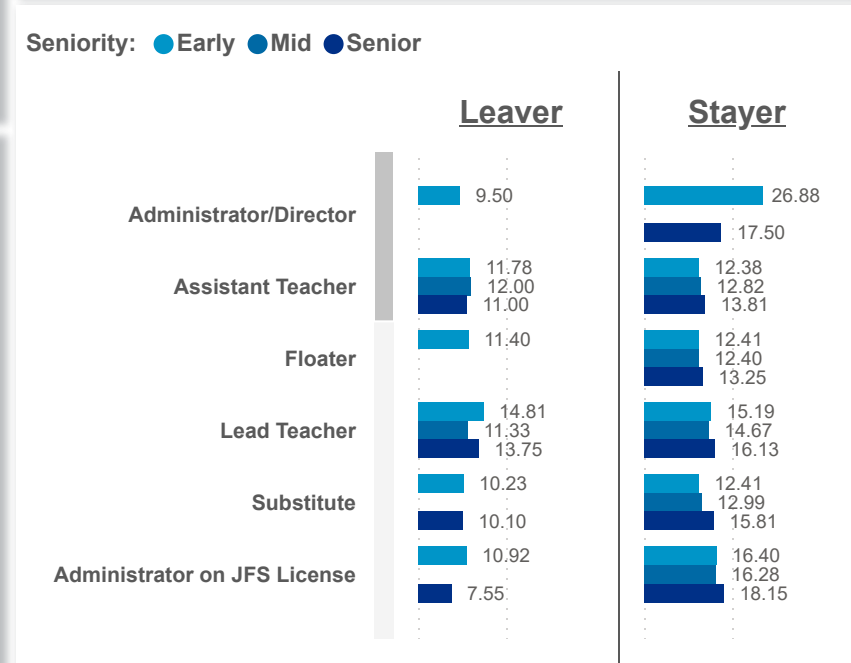
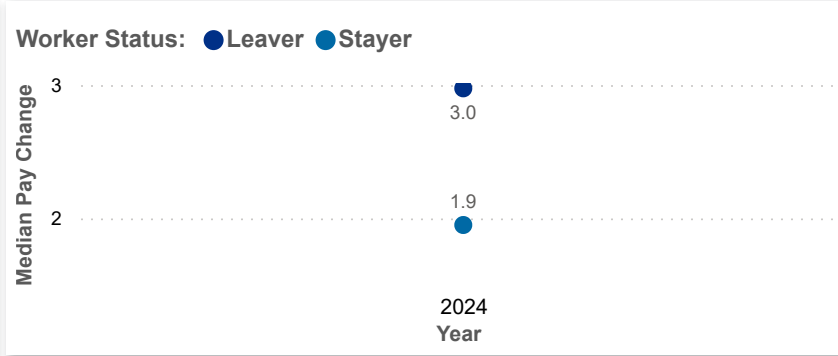
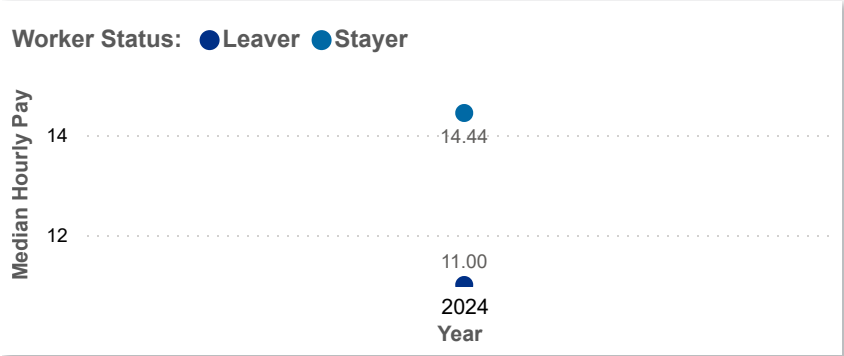
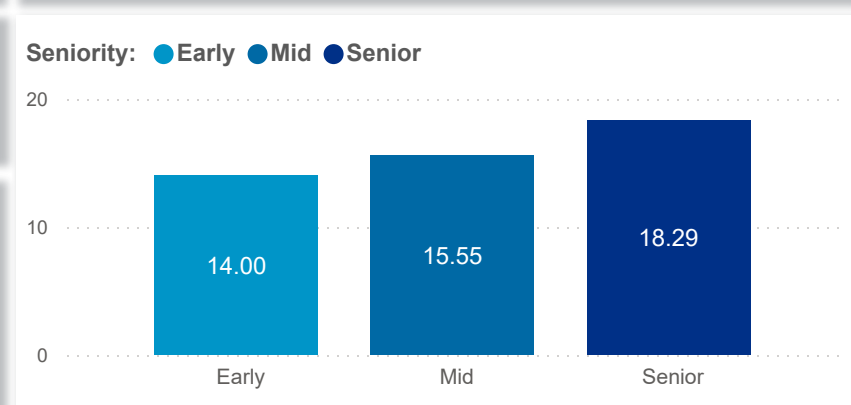


Date:  Program Type:  Job Title:  Teacher Age Group:  Education:  TEACH Status:   
 Position Type:  SUTQ Rating:  Total Duration:  Center Type:  Publicly Funded:  POWER Status:   
 SDA>County:  Beale Code:  Student Age Group:  POWER Levels:

### PAY MEDIAN (USD)

### PAY PROGRESSION (USD)

### PAY & CAREER SENIORITY (USD)







Date:  Program Type:  Job Title:  Teacher Age Group:  Education:  TEACH Status:   
 Position Type:  SUTQ Rating:  Total Duration:  Center Type:  Publicly Funded:  POWER Status:   
 SDA>County:  Beale Code:  Student Age Group:  POWER Levels:

### PAY MEDIAN (USD)

LEAVER

# 11.00

STAYER

# 14.44

### PAY PROGRESSION (USD)

LEAVER

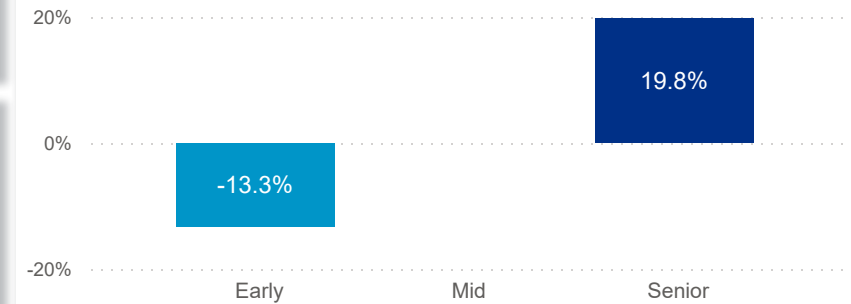
# 0.71

STAYER

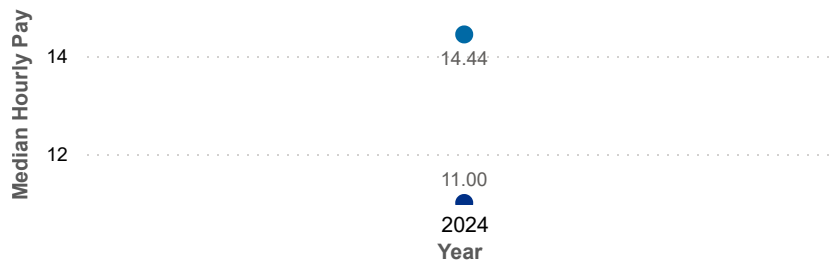
# 0.51

### PAY & CAREER SENIORITY (USD)

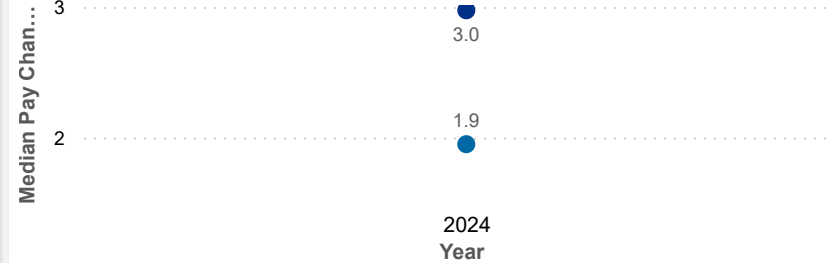
Seniority: ● Early ● Mid ● Senior



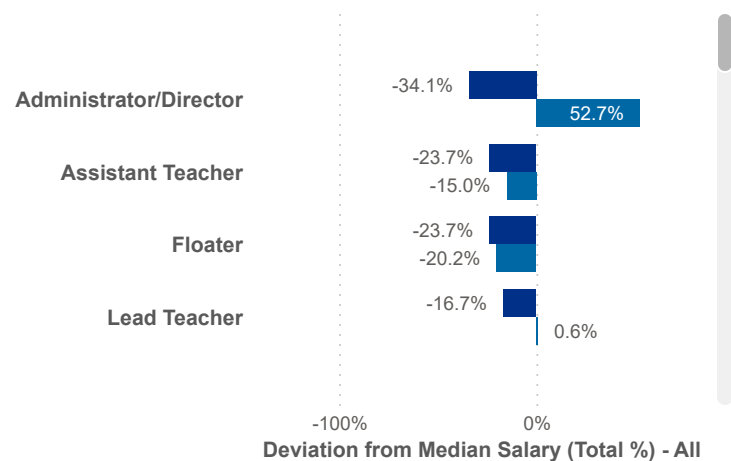
Worker Status: ● Leaver ● Stayer



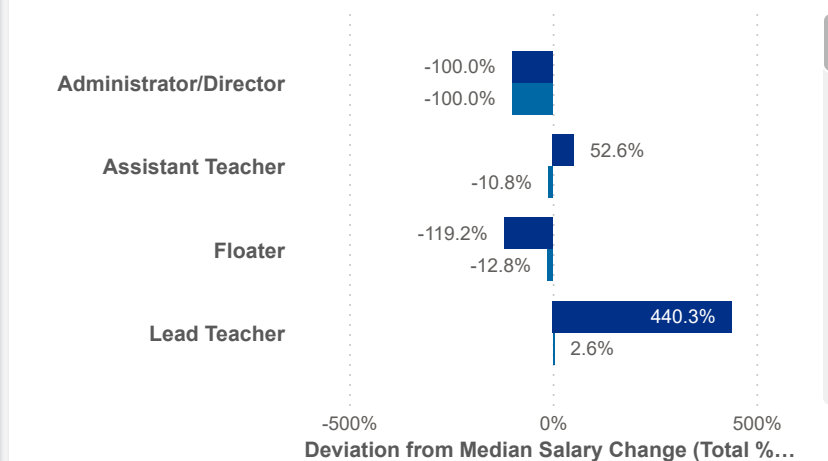
Worker Status: ● Leaver ● Stayer



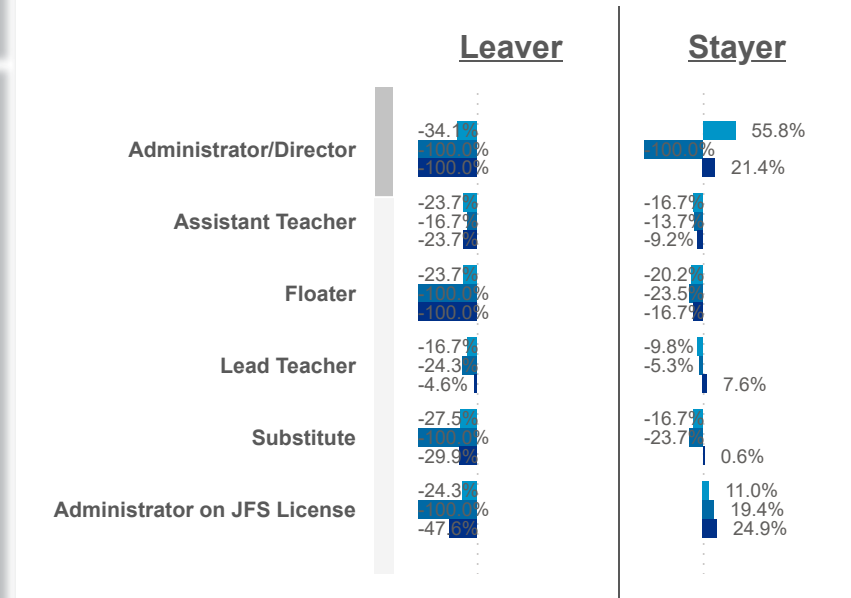
Worker Status: ● Leaver ● Stayer



Worker Status: ● Leaver ● Stayer



Seniority: ● Early ● Mid ● Senior





Date:  Program Type:  Job Title:  Teacher Age Group:  Education:  TEACH Status:

Position Type:  SUTQ Rating:  Total Duration:  Center Type:  Publicly Funded:  POWER Status:

SDA>County:  Beale Code:  Student Age Group:  POWER Levels:

### Workload Median (Total)

# 4.73

### Workload Median (Leaver)

# 6.00

### Workload Median (Stayer)

# 4.64

### Star Rating Mean (Total)

# 2.1

### Star Rating Mean (Leaver)

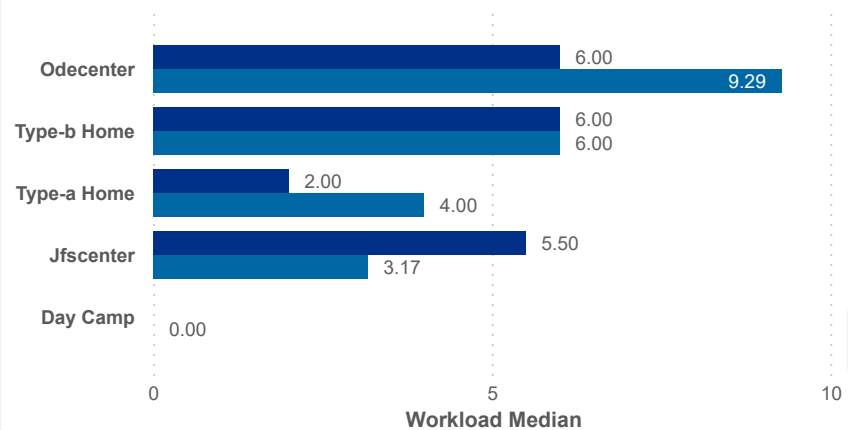
# 1.8

### Star Rating Mean (Stayer)

# 2.1

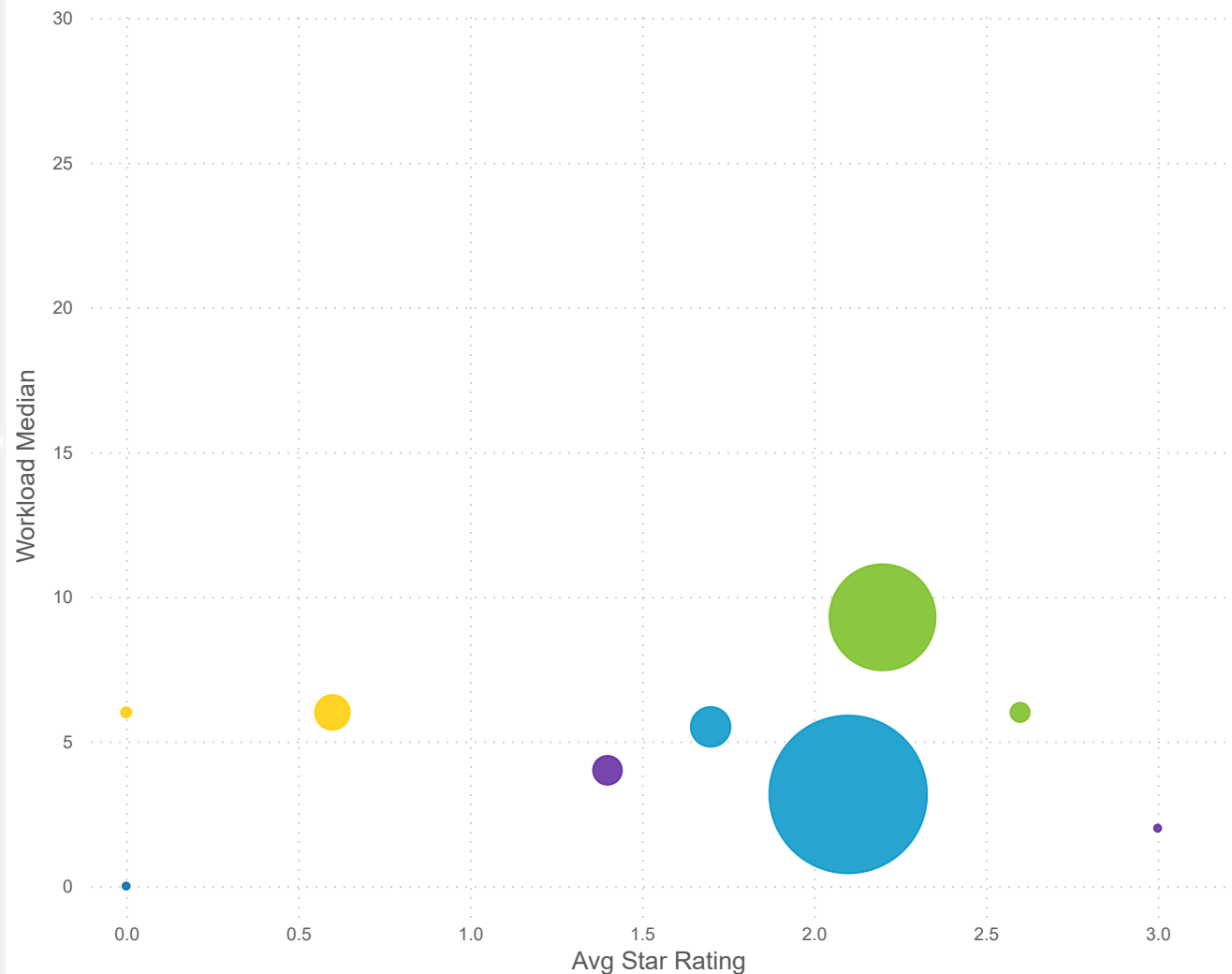
## Workload Median

Worker status ● Leaver ● Stayer



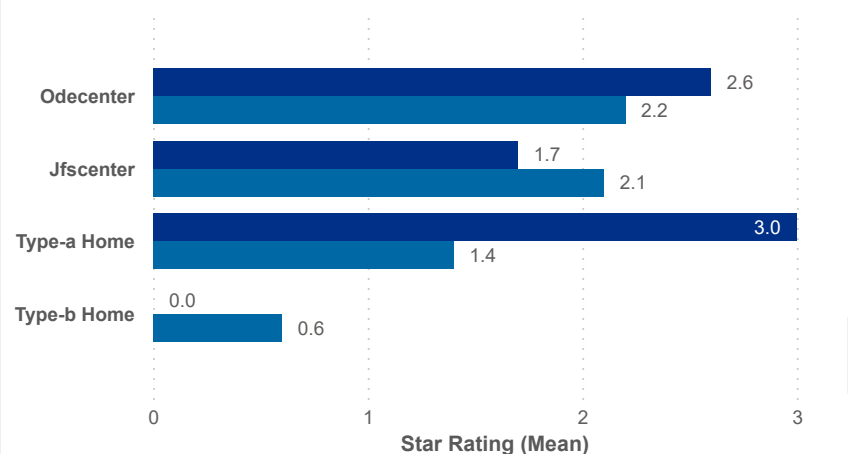
## Star Rating Mean, Workload Median, and Number of Users by Worker Status and Center Type

Center Type: ● Day Camp ● Inhome Aide ● Jfscenter ● Odecenter ● Type-a Home ● Type-b Home



## Star Rating Mean

Worker status ● Leaver ● Stayer





Date: 202404 | Program Type: Multiple select... | Job Title: All | Teacher Age Group: All | Education: All | TEACH Status: All

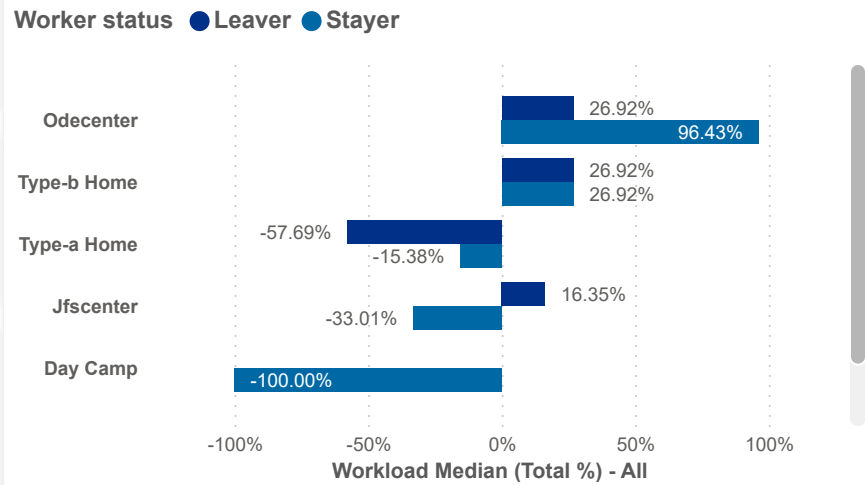
202406 | Position Type: All | STUQ Rating: All | Total Duration: 0.00 | Center Type: Multiple select... | Publicly Funded: All | POWER Status: All

SDA>County: SDA 5 | Beale Code: All | Student Age Group: All | POWER Levels: All

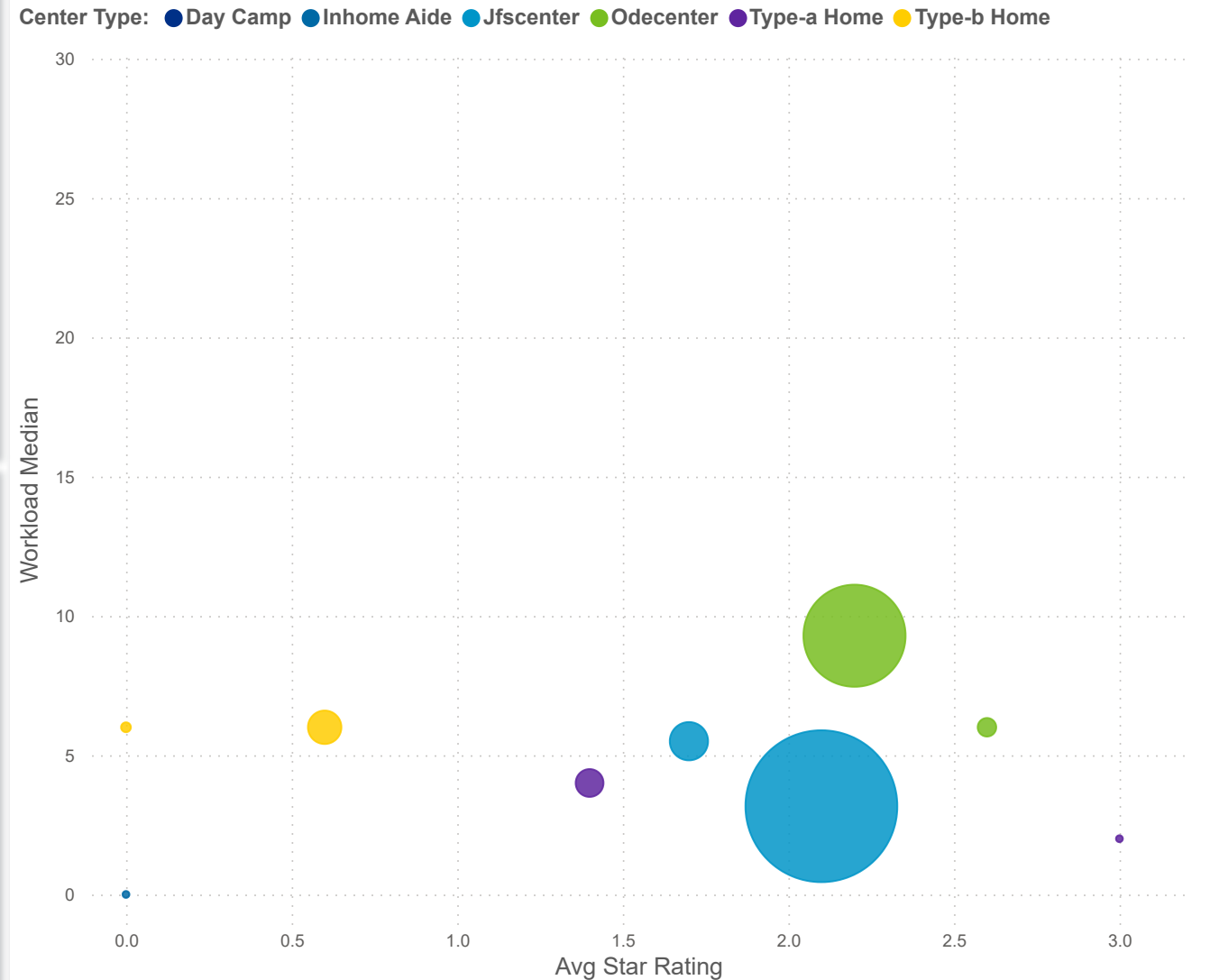
### Workload Median (Total)

# 4.73

### Workload Median (Total %)



### Star Rating Mean, Workload Median, and Number of Users by Worker Status and Center Type



### Workload Median (Leaver)

# 6.00

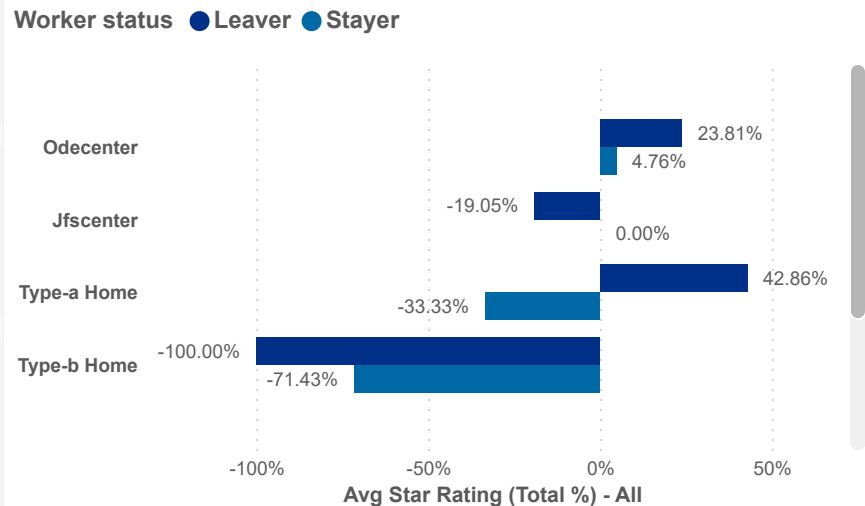
### Workload Median (Stayer)

# 4.64

### Star Rating Mean (Total)

# 2.1

### Star Rating Mean (Total %)



### Star Rating Mean (Leaver)

# 1.8

### Star Rating Mean (Stayer)

# 2.1



Date: 202404 Program Type: Multiple select... Job Title: All Teacher Age Group: All Education: All TEACH Status: All

202406 Position Type: All SUTQ Rating: All Total Duration: 0.00 Center Type: Multiple select... Publicly Funded: All TEACH Models: All

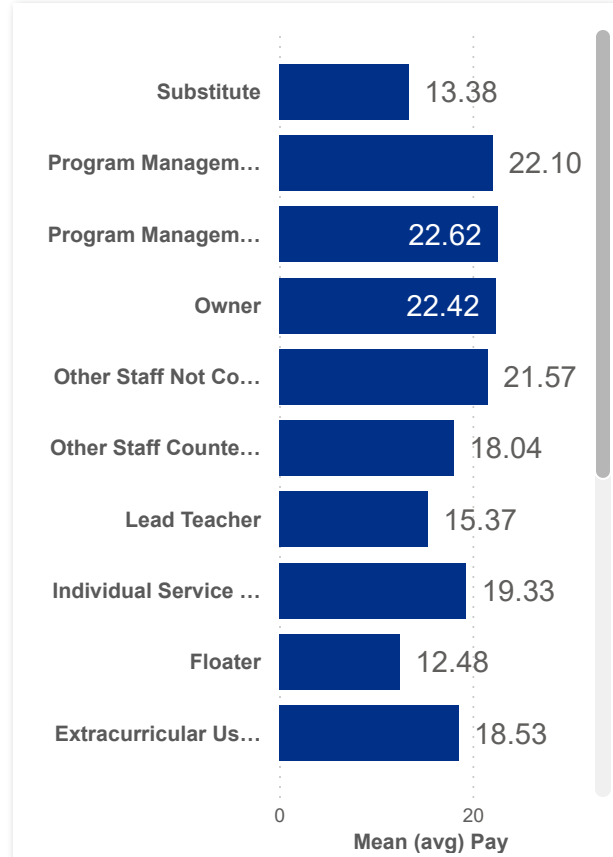
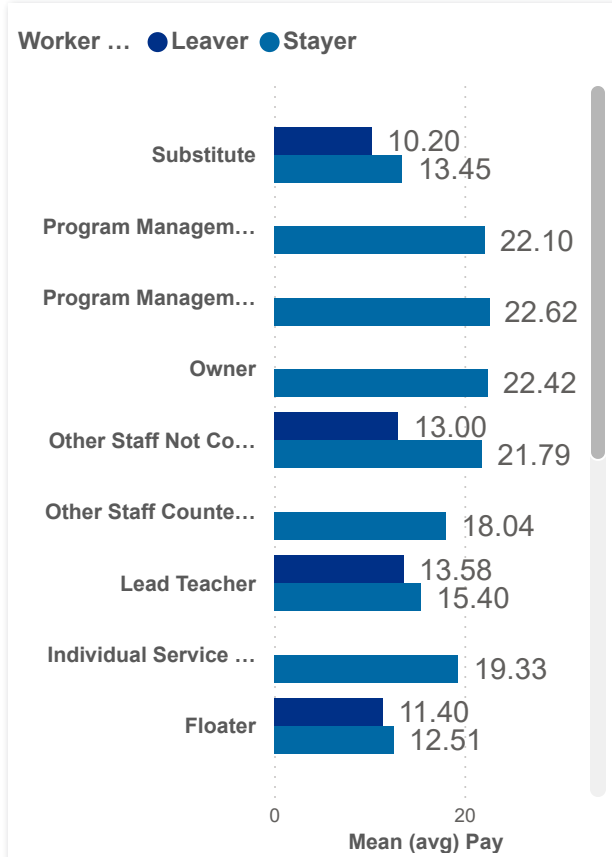
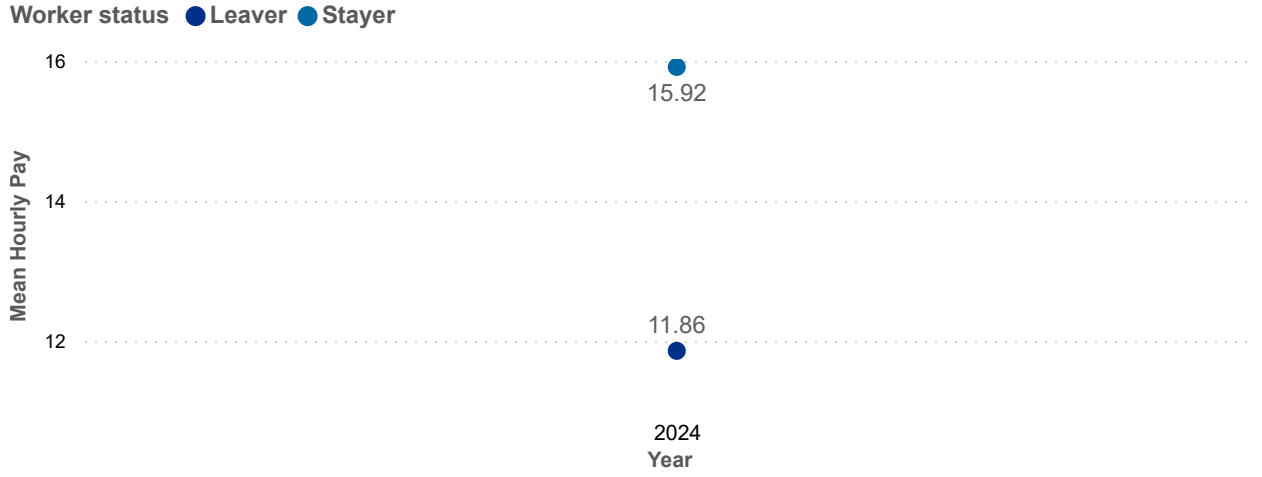
SDA>County: SDA 5 Beale Code: All Student Age Group: All POWER Status: All

100.00 POWER Levels: All

PAY MEAN (USD)

| LEAVER | STAYER | COMBINED |
|--------|--------|----------|
| 11.86  | 15.92  | 15.86    |

Salary Mean by Year and Worker Status



Combined Salary Mean by Year and Worker Status

