

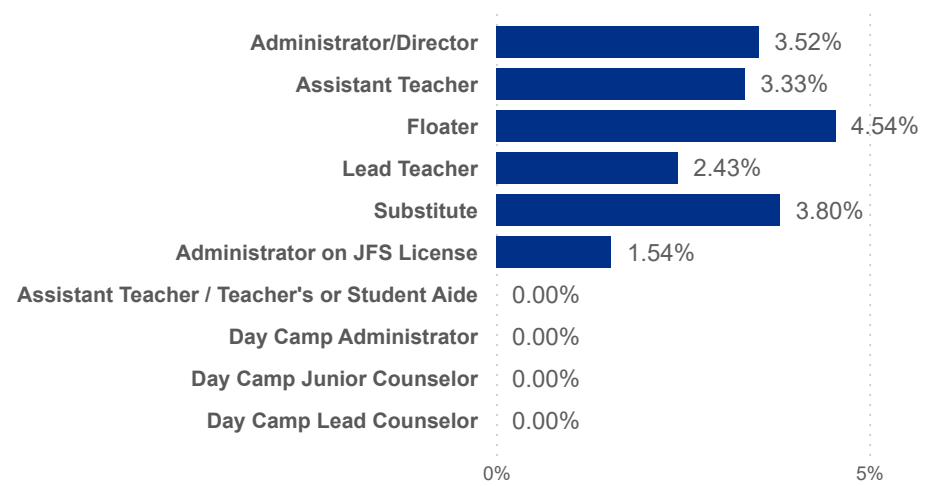


Date:  Program Type: 
 Job Title:  Teacher Age Group:  Education:  TEACH Status:

Date:  Position Type: 
 SUTQ Rating:  Total Duration:  Center Type:  Publicly Funded:  POWER Status:

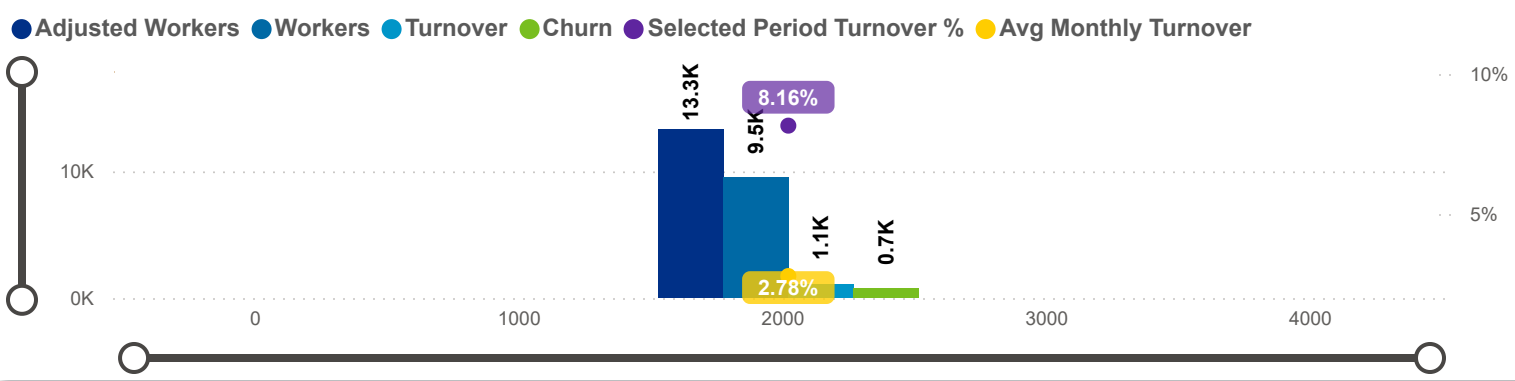
SDA>County:  Beale Code:  Student Age Group:  POWER Levels:

## Avg Monthly Turnover Rates by Job Title

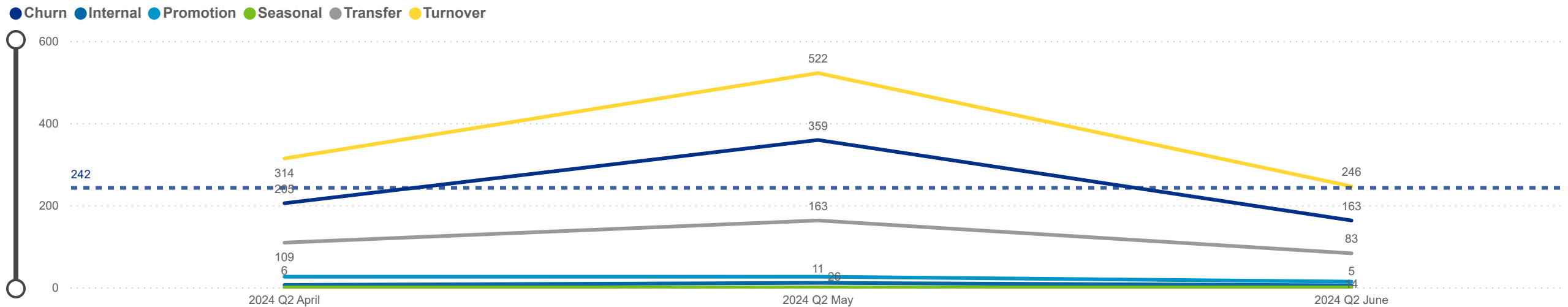


Avg Monthly Turnover	Adjusted Workers	Total Leaver	Total Stayer	Sel Period Turnover
<b>2.78%</b>	<b>13,267</b>	<b>725</b>	<b>12,542</b>	<b>8.16%</b>

## Avg Monthly Turnover and Number of Workers



## Categorization by Time Series





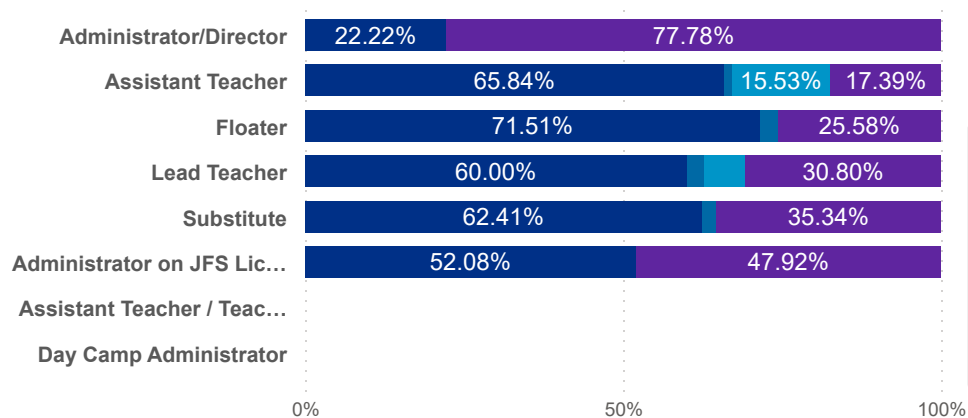
Date:  Program Type: 
 Job Title:  Teacher Age Group:  Education:  TEACH Status:

Date:  Position Type: 
 SUTQ Rating:  Total Duration:  Center Type:  Publicly Funded:  POWER Status:

SDA>County:  Beale Code:  Student Age Group:  POWER Levels:

## Job Change Reasons by Job Title

● Churn ● Internal ● Promotion ● Seasonal ● Transfer



Avg Monthly Churn

1.87%

Adjusted Workers

13,267

Workload Median

5.14

Pay Median USD / hr

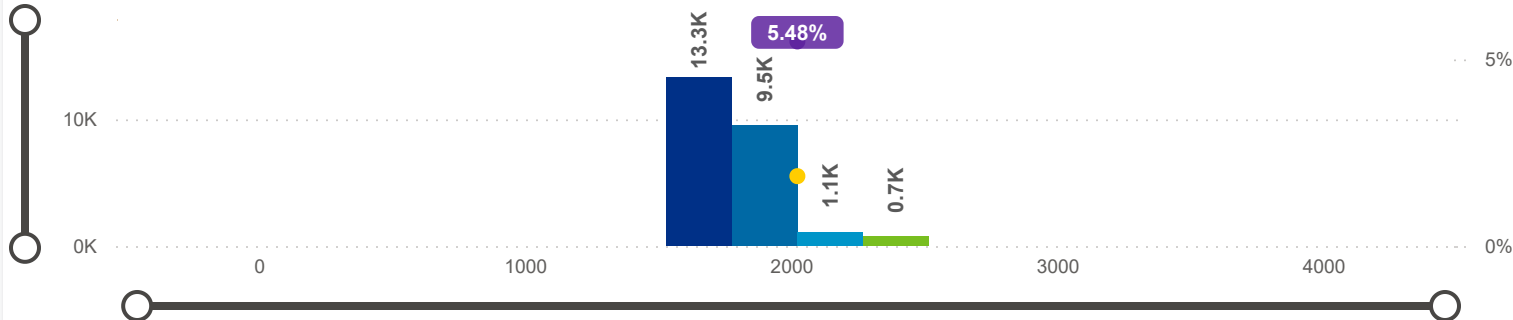
15.00

Avg ECE Duration

6.06

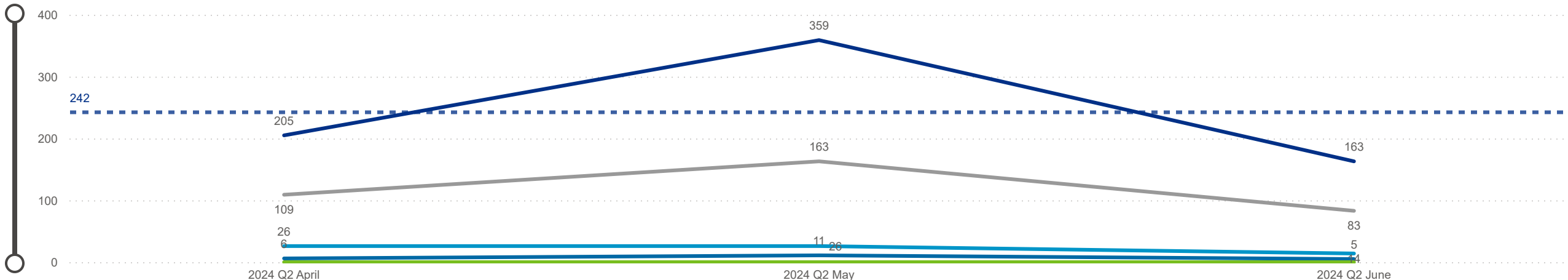
## Avg Monthly Churn and Number of Workers

● Adjusted Workers ● Workers ● Turnover ● Churn ● Selected Period Churn % ● Avg Monthly Churn



## Categorization by Time Series

● Churn ● Internal ● Promotion ● Seasonal ● Transfer



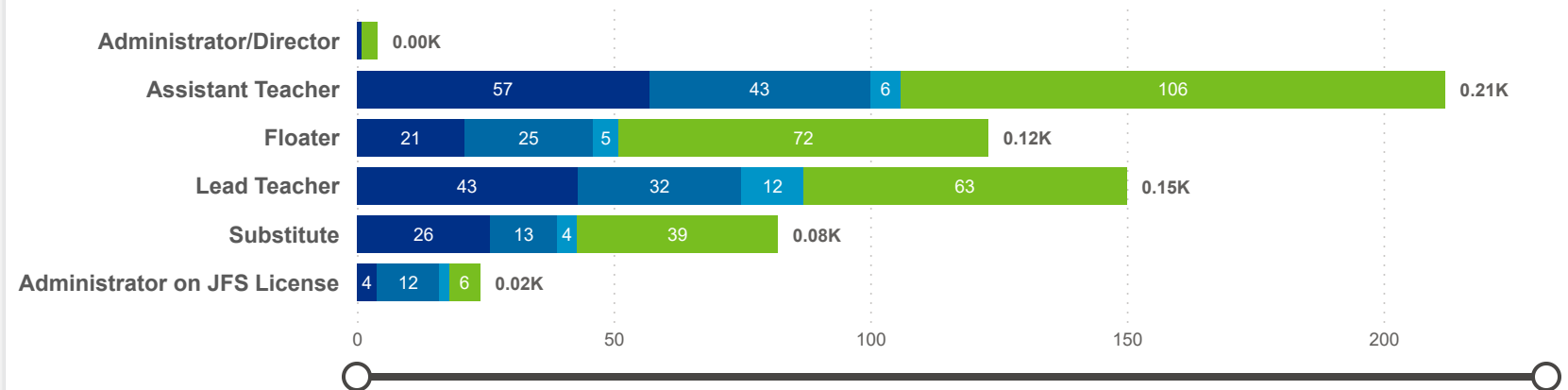
Date: 202404 | Program Type: Multiple select... | Job Title: All | Teacher Age Group: All | Education: All | TEACH Status: All  
 202406 | Position Type: All | SUTQ Rating: All | Total Duration: 0.00 | Center Type: Multiple select... | Publicly Funded: All | POWER Status: All  
 SDA>County: SDA 4 | Beale Code: All | Student Age Group: All | POWER Levels: All

Low Leaver % High Leaver %

<b>ADJUSTED WORKERS</b>	<b>TOTAL LEAVER</b>	<b>TOTAL STAYER</b>	<b>SELECTED PERIOD CHURN %</b>
<b>13,267</b>	<b>725</b>	<b>12,542</b>	<b>5.46%</b>

**Leaver by Job Title and Star Rating**

SUTQ Rating (1=Br; 2=Sil; 3=Gld) ● 0 ● 1 ● 2 ● 3



To display Azure Maps visuals, sign in.

County	Adjusted Workers	Workers	Workers %	Total Leaver	Total Stayer	Selected Period Churn %	Stayer %	Avg Monthly Churn	Selected Period Turnover %	Avg Monthly Turnover	Workload Median	Avg Star Rating
Summit OH	4,650	3,436	36.19%	260	4,390	5.59%	94.41%	1.91%	8.75%	2.99%	5.26	1.9
Mahoning OH	2,545	1,621	17.07%	147	2,398	5.78%	94.22%	1.97%	8.45%	2.88%	3.88	2.0
Stark OH	2,758	2,041	21.50%	143	2,615	5.18%	94.82%	1.79%	7.72%	2.63%	6.43	1.8
Portage OH	1,021	800	8.43%	78	943	7.64%	92.36%	2.63%	9.99%	3.44%	4.10	1.7
Medina OH	1,131	872	9.18%	64	1,067	5.66%	94.34%	1.96%	8.93%	3.09%	5.44	1.4
Trumbull OH	1,162	860	9.06%	33	1,129	2.84%	97.16%	0.96%	3.79%	1.28%	5.42	2.0
<b>Total</b>	<b>13,267</b>	<b>9,495</b>	<b>100.00%</b>	<b>725</b>	<b>12,542</b>	<b>5.46%</b>	<b>94.54%</b>	<b>1.87%</b>	<b>8.16%</b>	<b>2.78%</b>	<b>5.14</b>	<b>1.9</b>



Date:  Program Type: 
 Job Title:  Teacher Age Group:  Education:  TEACH Status:

Date:  Position Type: 
 SUTQ Rating:  Total Duration:  Center Type:  Publicly Funded:  POWER Status:

SDA>County:  Beale Code:  Student Age Group:  POWER Levels:

### NUMBER OF WORKERS

### AVG ECE DURATION (In Years)

### HOURLY WAGE BANDS (USD)

TOTAL LEAVER

725

TOTAL STAYER

12,542

LEAVER

3.80

STAYER

6.11

LEAVER (Hourly Wage MED)

13.10

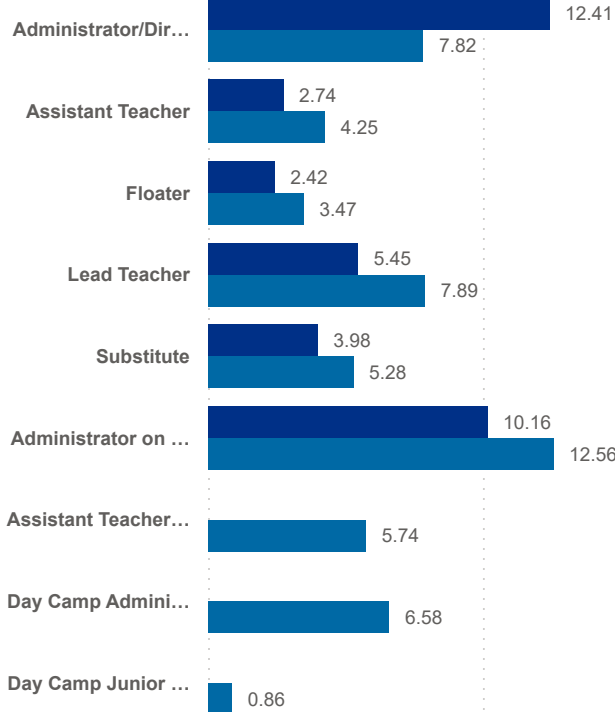
STAYER (Hourly Wage MED)

15.00

Leaver % Stayer %

94.54%

Worker Status: Leaver Stayer



Wage Bands: < 10 10 < .. < 11.6 11.6 < .. < 14 > 14

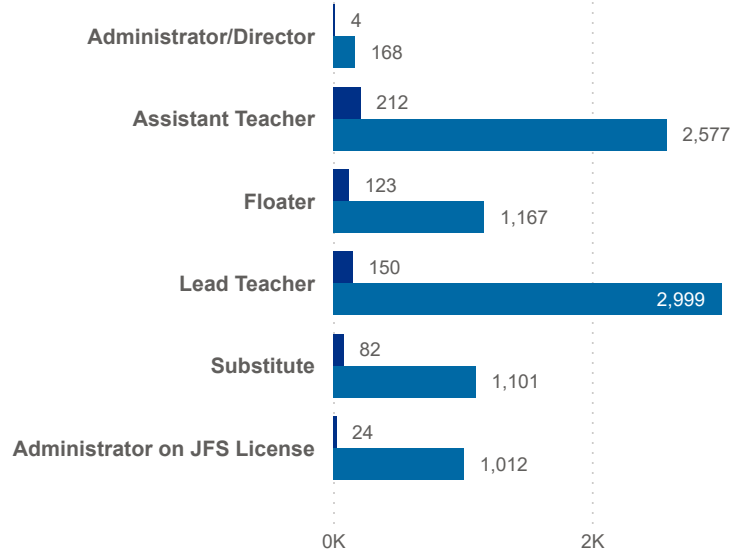
831

1,541

1,731

1,775

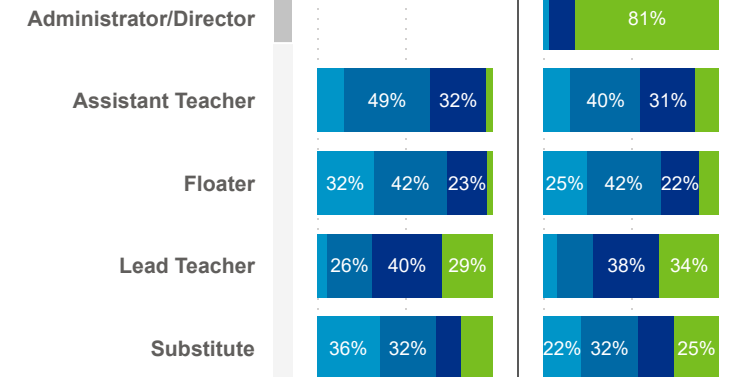
Leaver Stayer



Wage Bands: < 10 10 < .. < 11.6 11.6 < .. < 14 > 14

Leaver

Stayer





Date:  Program Type:  Job Title:  Teacher Age Group:  Education:  TEACH Status:

Position Type:  SUTQ Rating:  Total Duration:  Center Type:  Publicly Funded:  POWER Status:

SDA>County:  Beale Code:  Student Age Group:  POWER Levels:

### NUMBER OF WORKERS

LEAVER

# 5.46%

STAYER

# 94.54%

### AVG ECE DURATION (In Years)

LEAVER

# 3.80

STAYER

# 6.11

### HOURLY WAGE BANDS (USD)

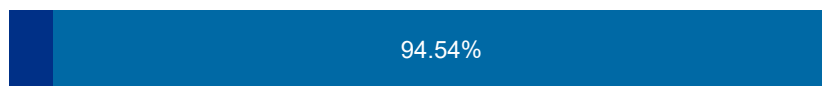
LEAVER (Hourly Wage MED)

# 13.10

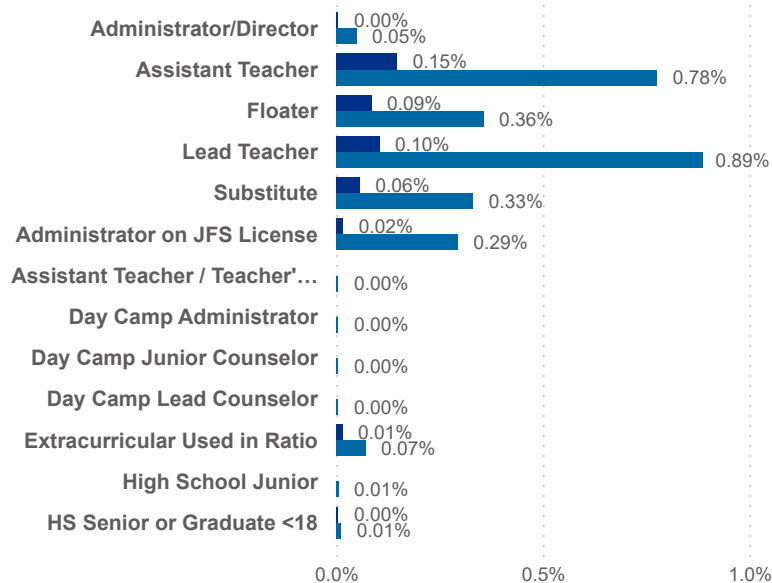
STAYER (Hourly Wage MED)

# 15.00

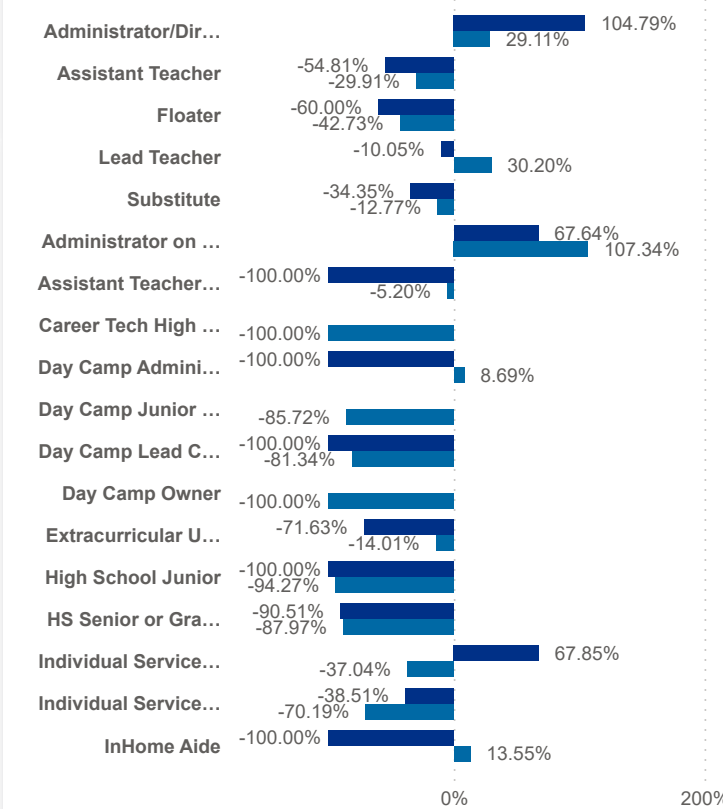
● Leaver % ● Stayer %



Worker Status: ● Leaver ● Stayer



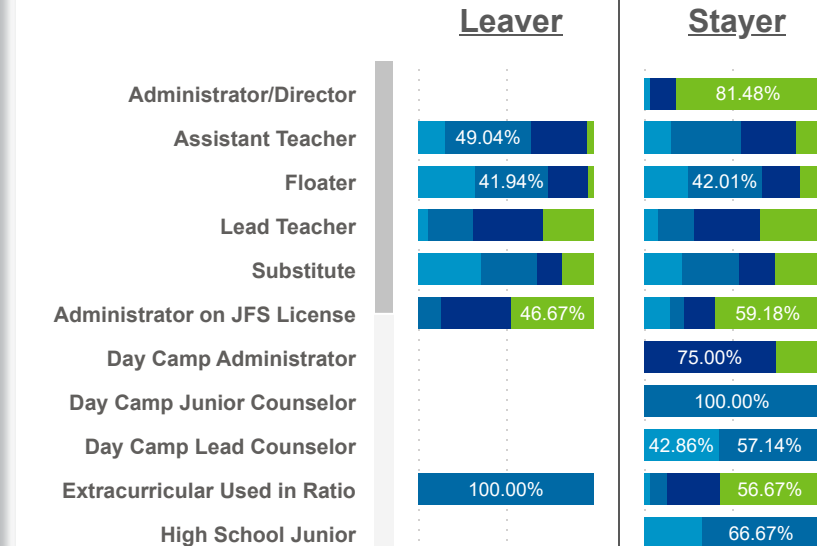
Worker Status: ● Leaver ● Stayer



Wage Bands: ● < 10 ● 10 < .. < 11.6 ● 11.6 < .. < 14 ● > 14



Wage Bands: ● < 10 ● 10 < .. < 11.6 ● 11.6 < .. < 14 ● > 14





Date:  Program Type: 
 Job Title:  Teacher Age Group:  Education:  TEACH Status:

Date:  Position Type: 
 SUTQ Rating:  Total Duration:  Center Type:  Publicly Funded:  POWER Status:

SDA>County:  Beale Code:  Student Age Group:  POWER Levels:

### LEAVER (Avg Career Duration)

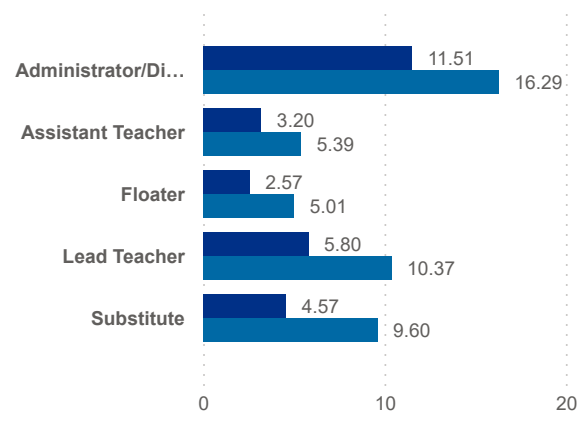
# 4.52

### STAYER (Avg Career Duration)

# 10.29

## Avg Career Duration by Job Title

Worker Status: ● Leaver ● Stayer



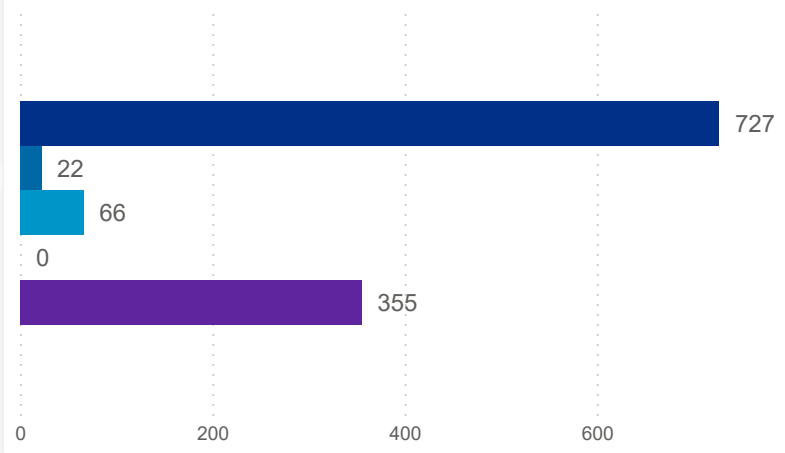
County	Job Title	Longest Serving Profile	\$ / hr	Seniority	Workload	Star Rating (me)
Mahoning	Administrator/Director	2.31		Early	6.31	
Medina	Administrator/Director	2.58		Early	10.33	
Portage	Administrator/Director	1.64		Early	6.50	
Stark	Administrator/Director	2.19		Early	9.20	
Summit	Administrator/Director	2.07		Early	7.06	
Trumbull	Administrator/Director	1.55		Early	10.69	
Stark	Administrator/Director	1.93	17.00	Early	30.25	
Stark	Administrator/Director	3.75	20.00	Early	18.50	
Trumbull	Administrator/Director	2.38	20.00	Early	1.91	
Stark	Administrator/Director	3.57	23.00	Early	51.00	
Medina	Administrator/Director	0.63	25.00	Early	17.00	

### TOTAL STAYER

# 12,542

## Turnover Reasons

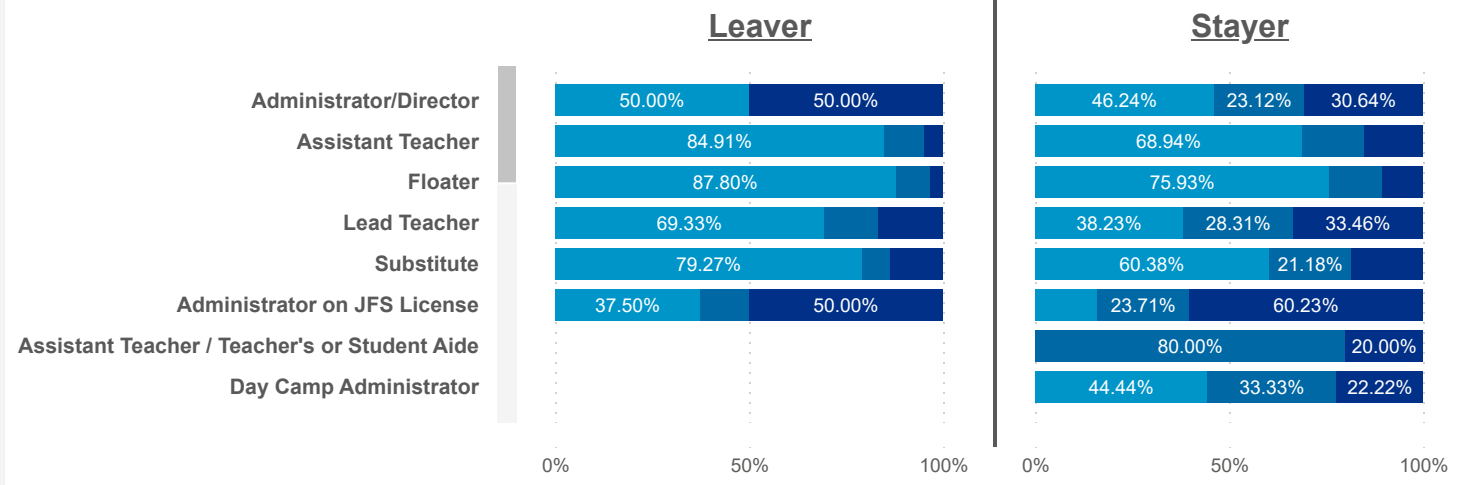
● Churn ● Internal ● Promotion ● Seasonal ● Transfer



### STAYER (Promotion)

# 66

Seniority: ● Early ● Mid ● Senior





Date:  Program Type: 
 Job Title:  Teacher Age Group:  Education:  TEACH Status:

Date:  Position Type: 
 SUTQ Rating:  Total Duration:  Center Type:  Publicly Funded:  POWER Status:

SDA>County:  Beale Code:  Student Age Group:  POWER Levels:

### LEAVER (Avg Career Duration)

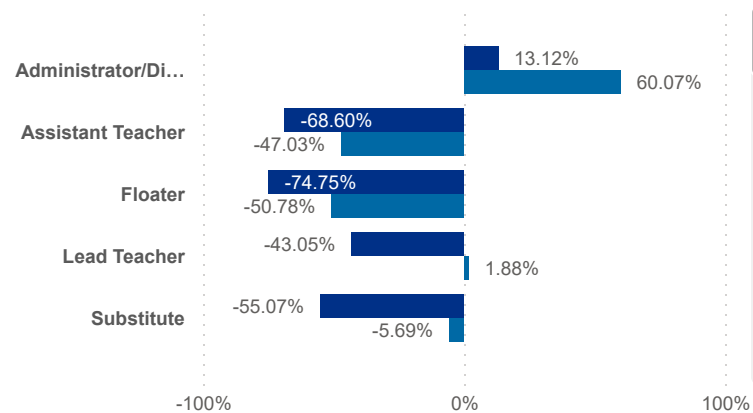
# 4.52

### STAYER (Avg Career Duration)

# 10.29

## Avg Career Duration by Job Title vs Mean

Worker Status: ● Leaver ● Stayer



County	Job Title	Longest Serving Profile	\$ / hr	Seniority	Workload	Star Rating (mean)
Stark	Floater	0.11	10.75	Early	12.25	1.0
Mahoning	Floater	0.11	11.15	Early	5.08	3.0
Trumbull	Floater	0.13	10.75	Early	10.21	3.0
Stark	Floater	0.15	12.50	Early	5.25	0.0
Summit	Assistant Teacher	0.16	15.94	Early	3.58	3.0
Stark	Other Staff Counted In Ratio	0.17	13.54	Early	18.50	
Trumbull	Assistant Teacher	0.18	16.63	Early	4.92	3.0
Trumbull	Driver	0.18	20.00	Early	4.92	3.0
Trumbull	Extracurricular Not Used in Ratio	0.18	23.23	Senior	4.92	3.0
Medina	Assistant Teacher	0.19	14.07	Early	10.88	3.0
Trumbull	Cook	0.19	16.33	Early	4.92	3.0

### TOTAL STAYER

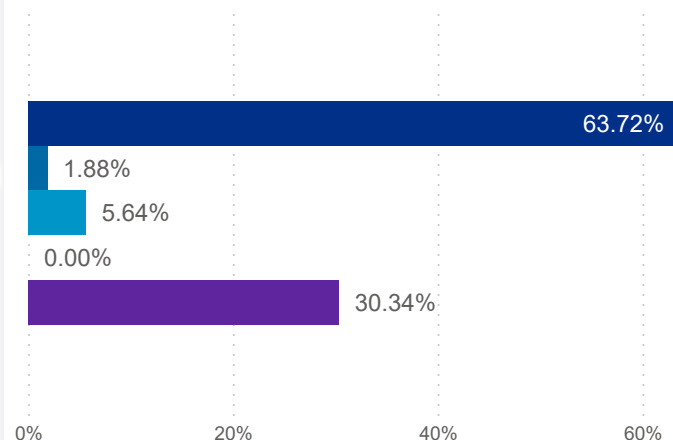
# 12,542

### STAYER (Promotion)

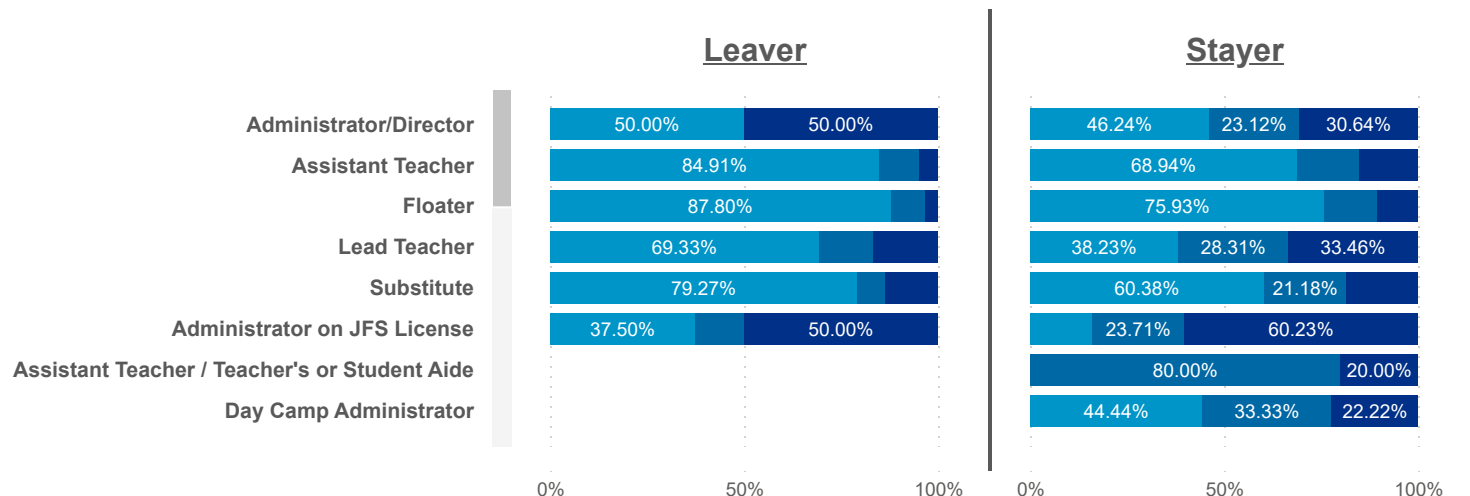
# 66

## Turnover Reasons

● Churn ● Internal ● Promotion ● Seasonal ● Transfer



Seniority: ● Early ● Mid ● Senior



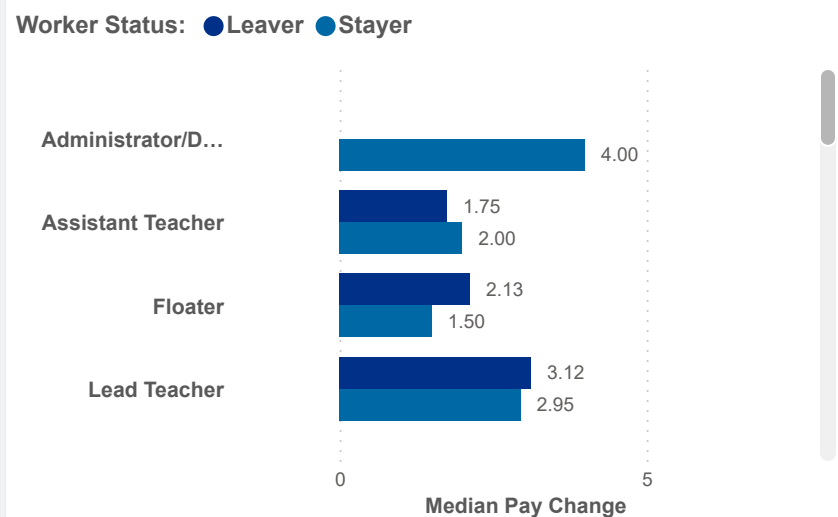
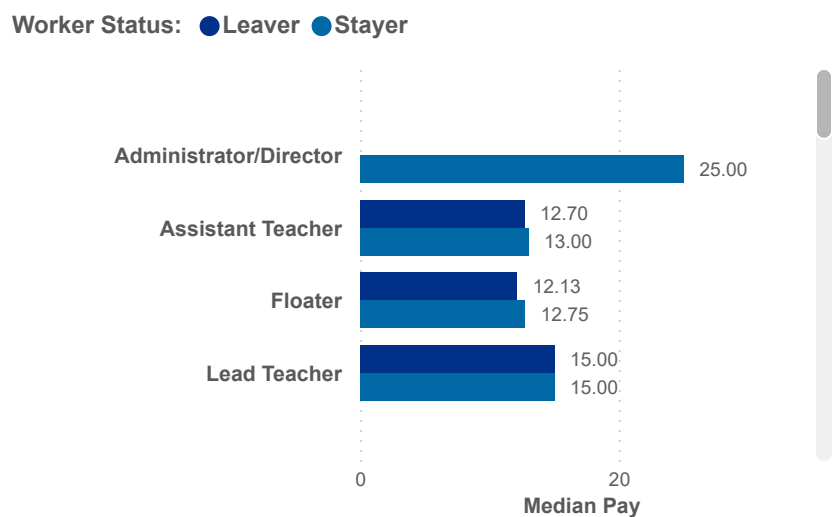
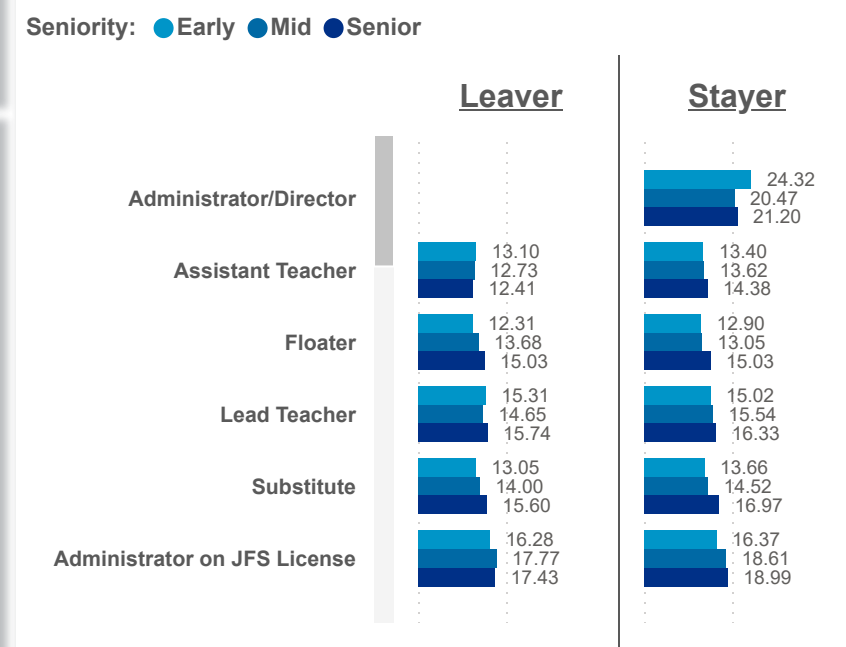
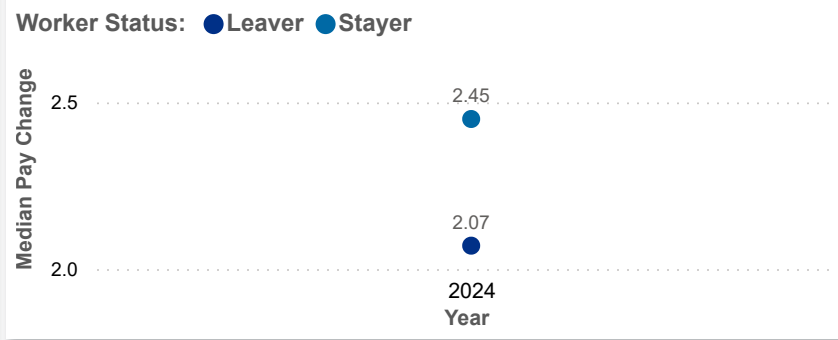
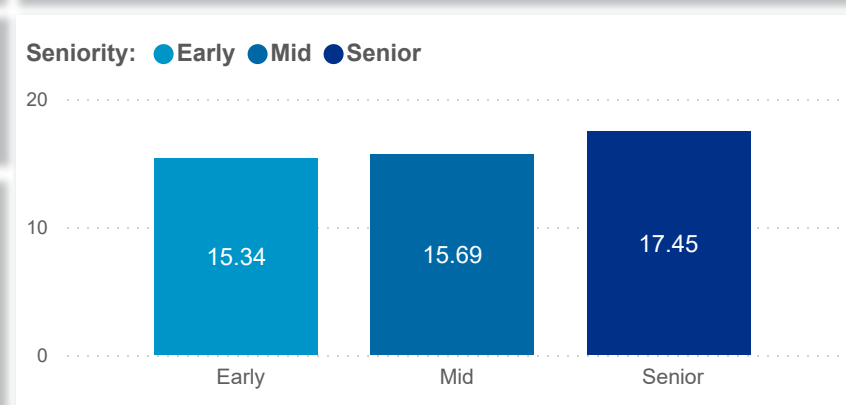


Date:  Program Type:  Job Title:  Teacher Age Group:  Education:  TEACH Status:   
 Position Type:  SUTQ Rating:  Total Duration:  Center Type:  Publicly Funded:  TEACH Models:   
 SDA>County:  Total Duration:  Beale Code:  Student Age Group:  POWER Status:   
 POWER Levels:

### PAY MEDIAN (USD)

### PAY PROGRESSION (USD)

### PAY & CAREER SENIORITY (USD)







Date:  Program Type:  Job Title:  Teacher Age Group:  Education:  TEACH Status:   
 Position Type:  SUTQ Rating:  Total Duration:  Center Type:  Publicly Funded:  TEACH Models:   
 SDA>County:  Beale Code:  Student Age Group:  POWER Status:   
 POWER Levels:

### PAY MEDIAN (USD)

### PAY PROGRESSION (USD)

### PAY & CAREER SENIORITY (USD)

LEAVER

STAYER

# 13.10

# 15.00

LEAVER

STAYER

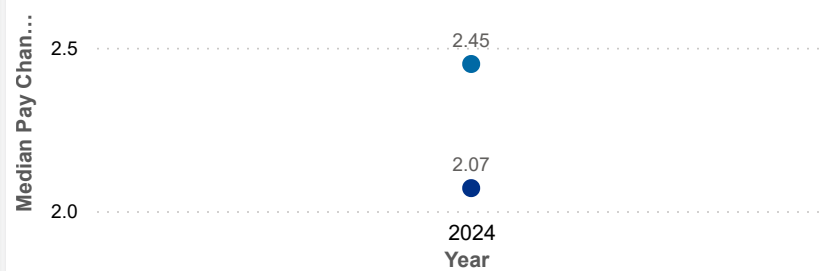
# 0.72

# 0.62

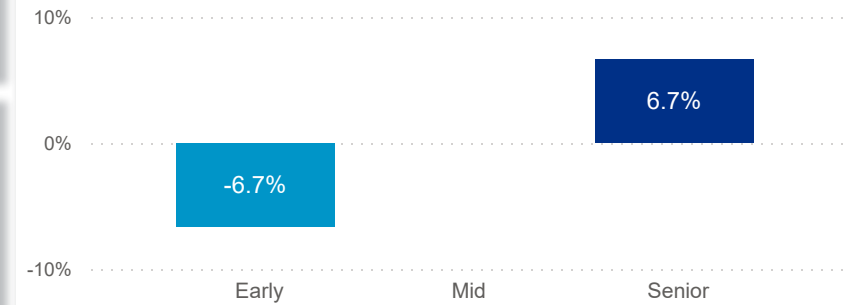
Worker Status: ● Leaver ● Stayer



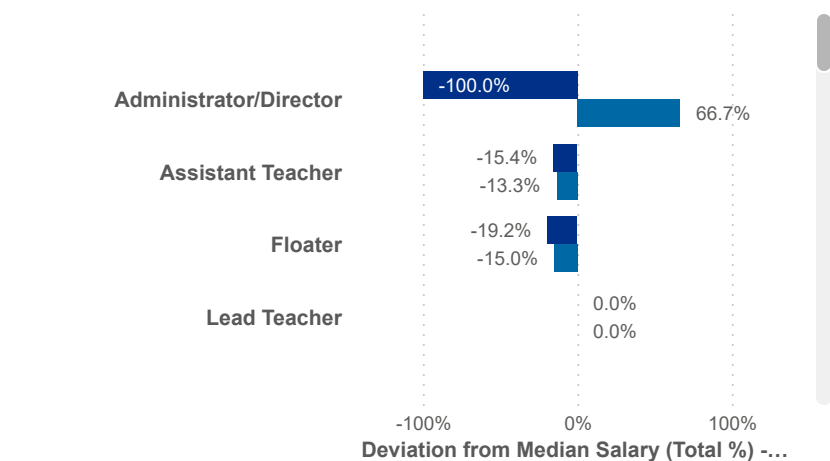
Worker Status: ● Leaver ● Stayer



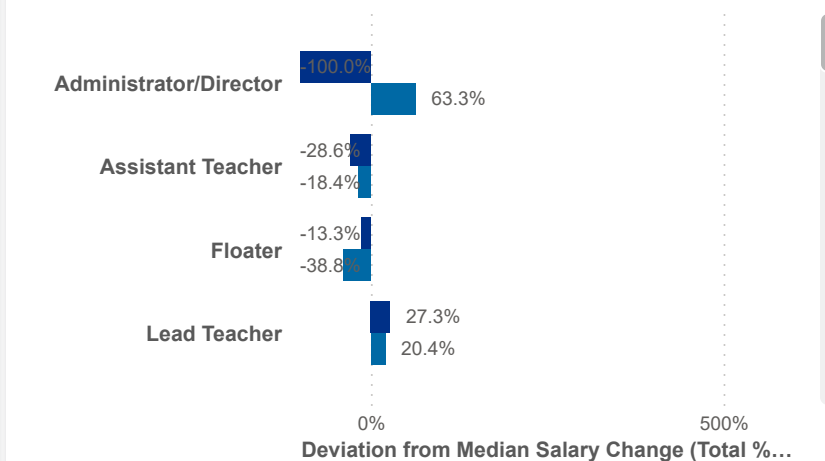
Seniority: ● Early ● Mid ● Senior



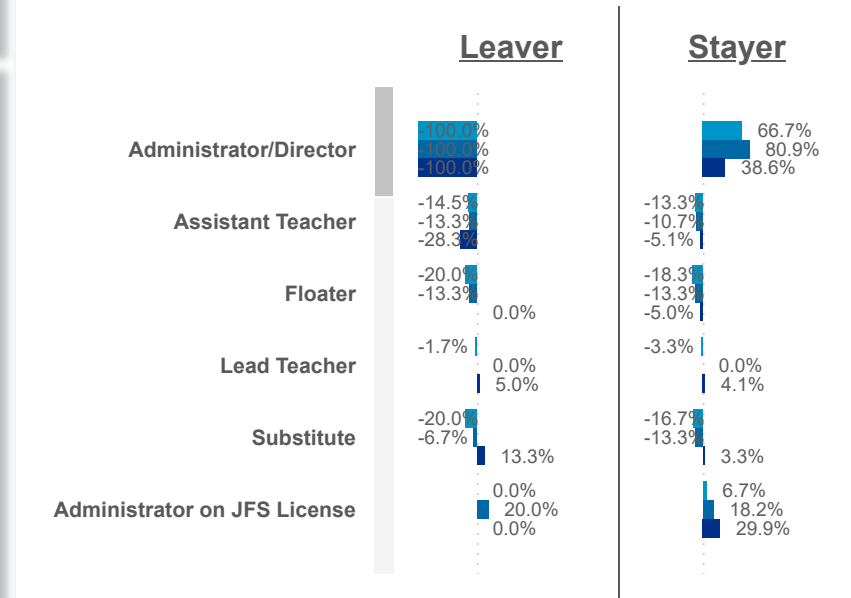
Worker Status: ● Leaver ● Stayer



Worker Status: ● Leaver ● Stayer



Seniority: ● Early ● Mid ● Senior





Date:  Program Type: 
 Job Title:  Teacher Age Group:  Education:  TEACH Status:

Date:  Position Type: 
 SUTQ Rating:  Total Duration:  Center Type:  Publicly Funded:  POWER Status:

SDA>County:  Beale Code:  Student Age Group:  POWER Levels:

### Workload Median (Total)

# 5.14

### Workload Median (Leaver)

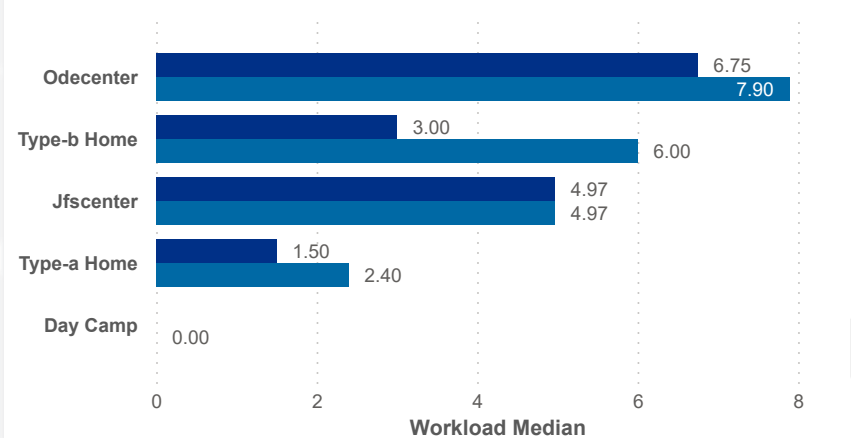
# 5.13

### Workload Median (Stayer)

# 5.14

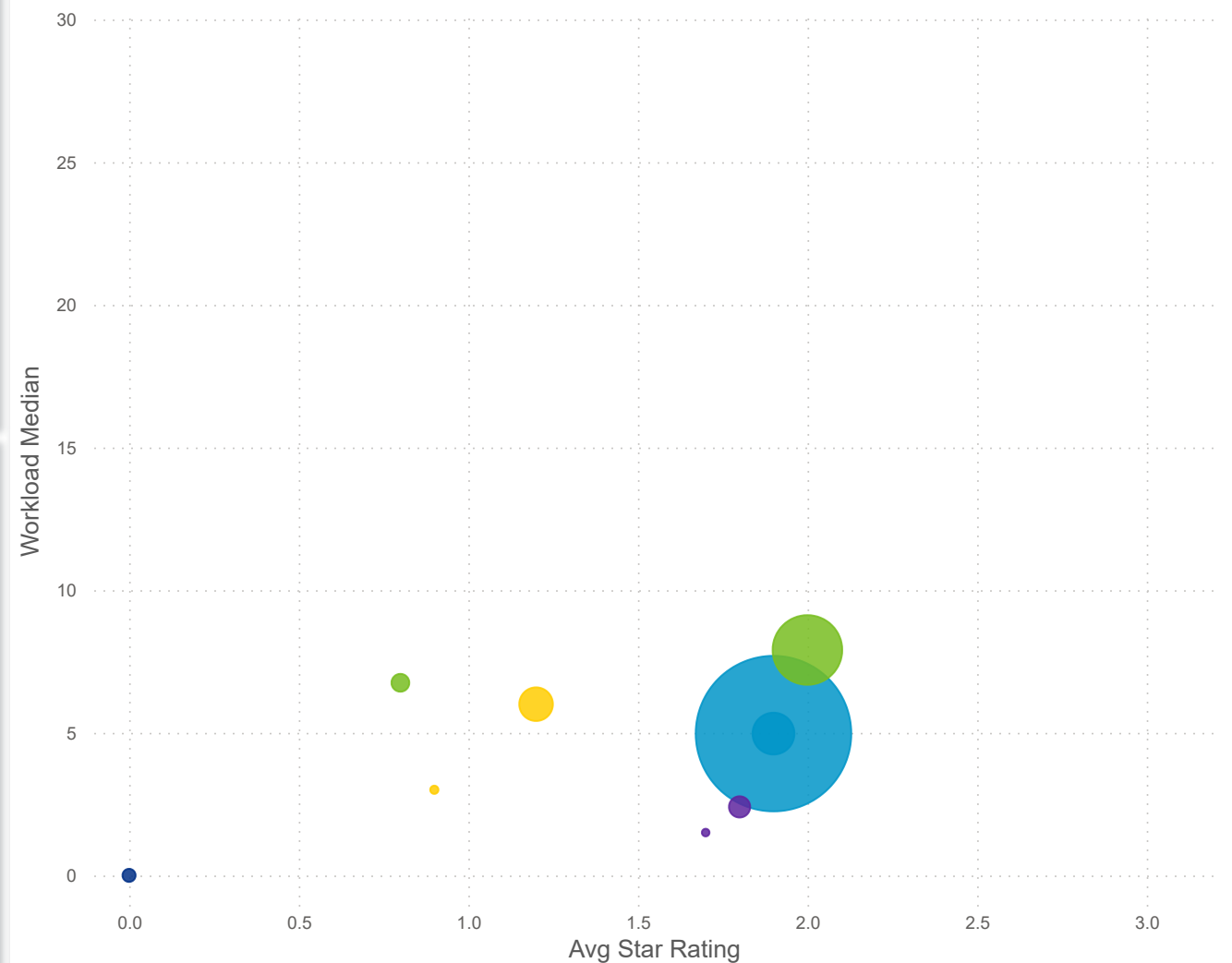
### Workload Median

Worker status ● Leaver ● Stayer



### Star Rating Mean, Workload Median, and Number of Users by Worker Status and Center Type

Center Type: ● Day Camp ● Inhome Aide ● Jfscenter ● Odecenter ● Type-a Home ● Type-b Home



### Star Rating Mean (Total)

# 1.9

### Star Rating Mean (Leaver)

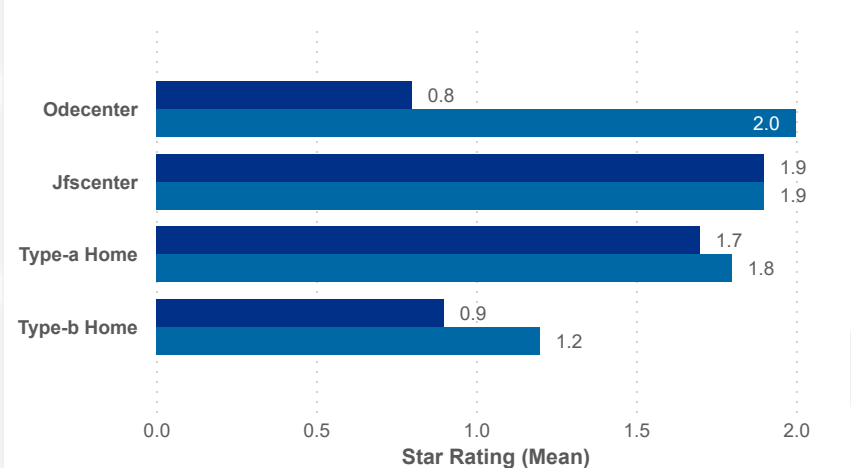
# 1.7

### Star Rating Mean (Stayer)

# 1.9

### Star Rating Mean

Worker status ● Leaver ● Stayer





Date: 202404 | Program Type: Multiple select... | Job Title: All | Teacher Age Group: All | Education: All | TEACH Status: All

202406 | Position Type: All | STUQ Rating: All | Total Duration: 0.00 | Center Type: Multiple select... | Publicly Funded: All | TEACH Models: All

SDA>County: SDA 4 | Beale Code: All | Student Age Group: All | POWER Status: All

100.00 | POWER Levels: All

### Workload Median (Total)

5.14

### Workload Median (Leaver)

5.13

### Workload Median (Stayer)

5.14

### Star Rating Mean (Total)

1.9

### Star Rating Mean (Leaver)

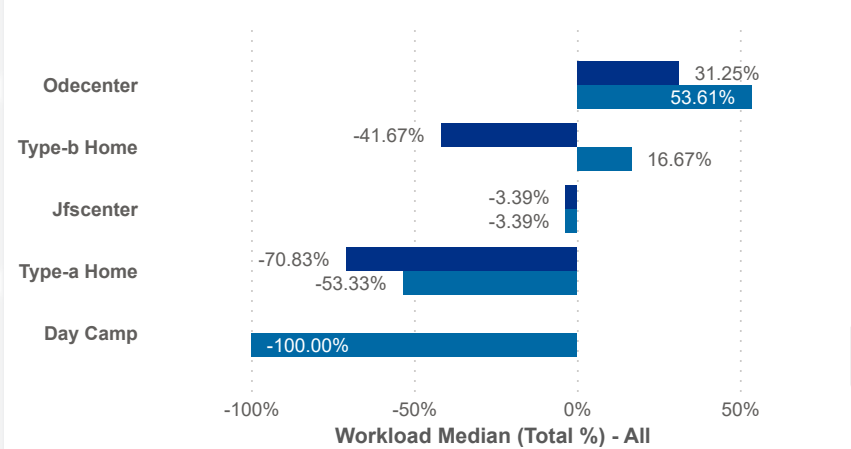
1.7

### Star Rating Mean (Stayer)

1.9

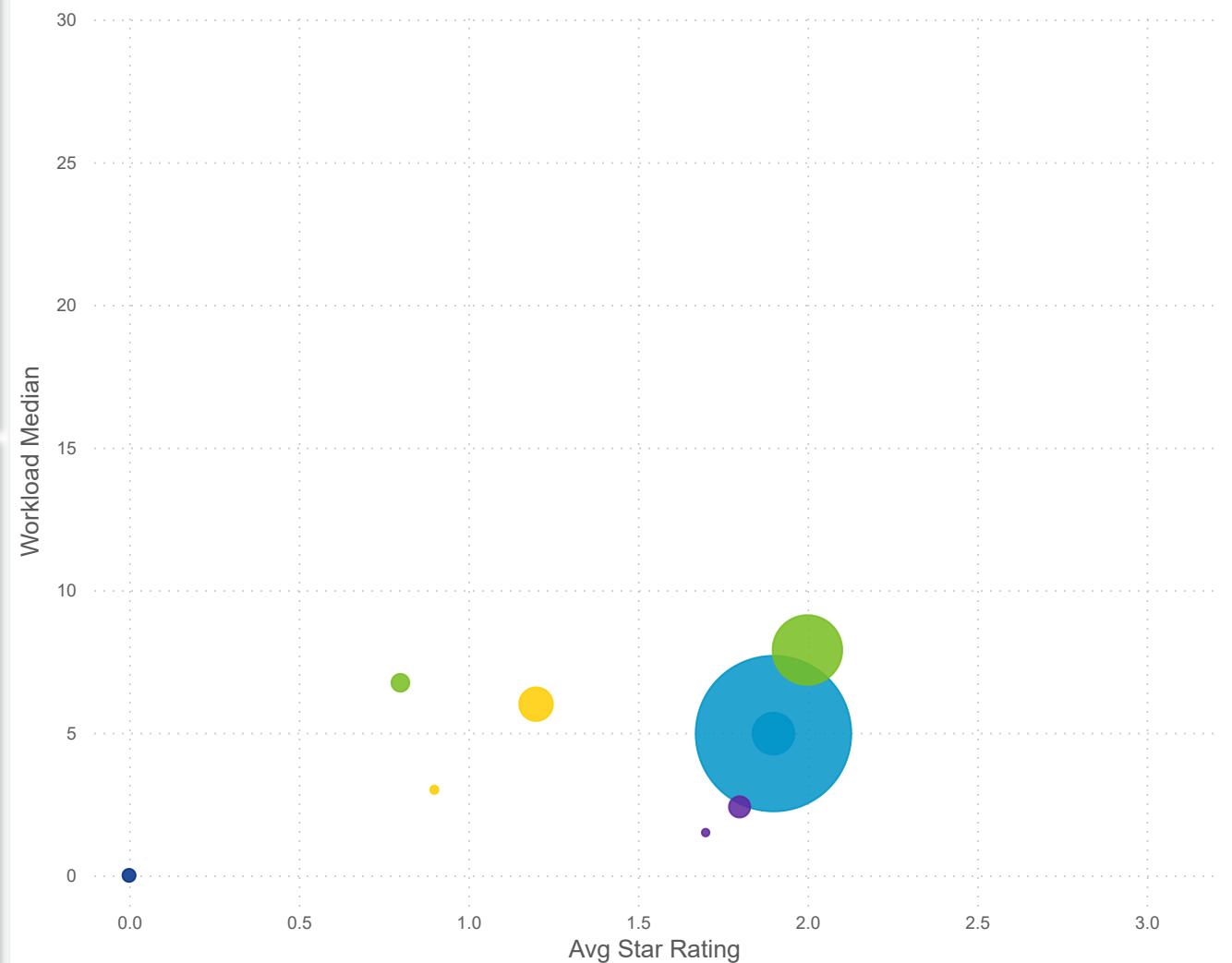
### Workload Median (Total %)

Worker status ● Leaver ● Stayer



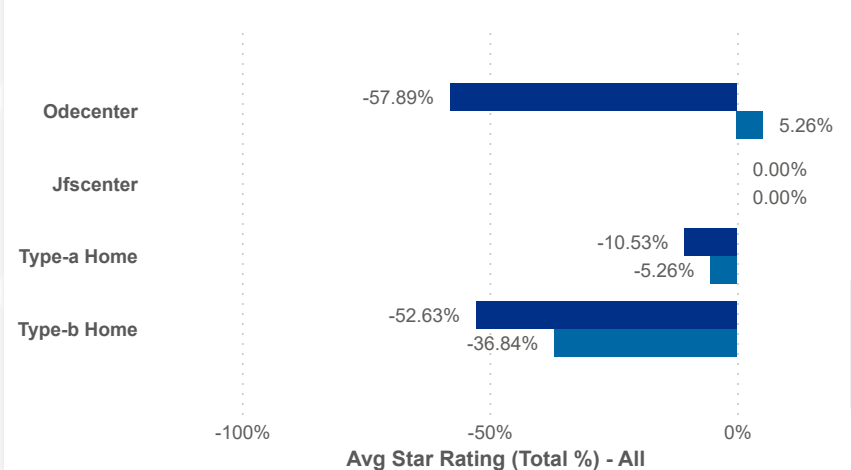
### Star Rating Mean, Workload Median, and Number of Users by Worker Status and Center Type

Center Type: ● Day Camp ● Inhome Aide ● Jfscenter ● Odecenter ● Type-a Home ● Type-b Home



### Star Rating Mean (Total %)

Worker status ● Leaver ● Stayer





Date: 202404 Program Type: Multiple select... Job Title: All Teacher Age Group: All Education: All TEACH Status: All

202406 Position Type: All Credential: All TEACH Models: All

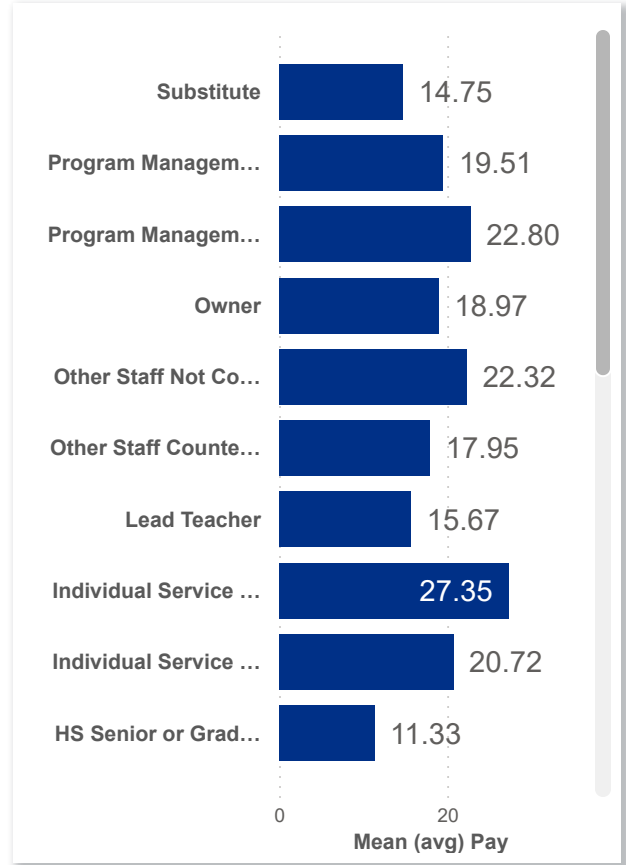
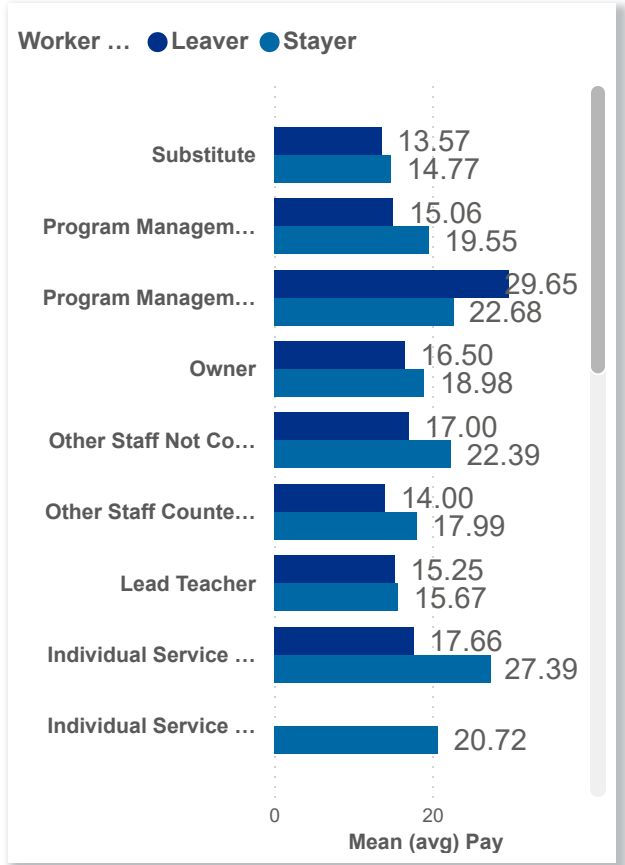

SDA>County: SDA 4 SUTQ Rating: All Total Duration: 0.00 Center Type: Multiple select... Publicly Funded: All POWER Status: All

100.00 Beale Code: All Student Age Group: All POWER Levels: All

PAY MEAN (USD)

LEAVER	STAYER	COMBINED
14.20	16.13	16.10

Salary Mean by Year and Worker Status



Combined Salary Mean by Year and Worker Status

