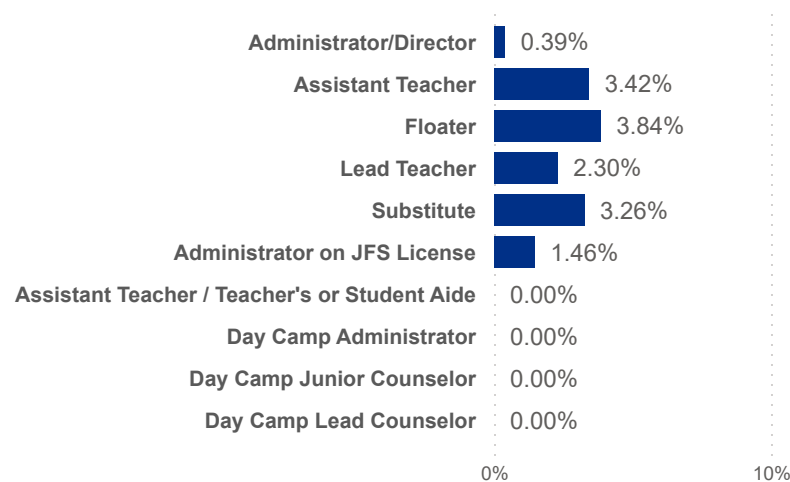




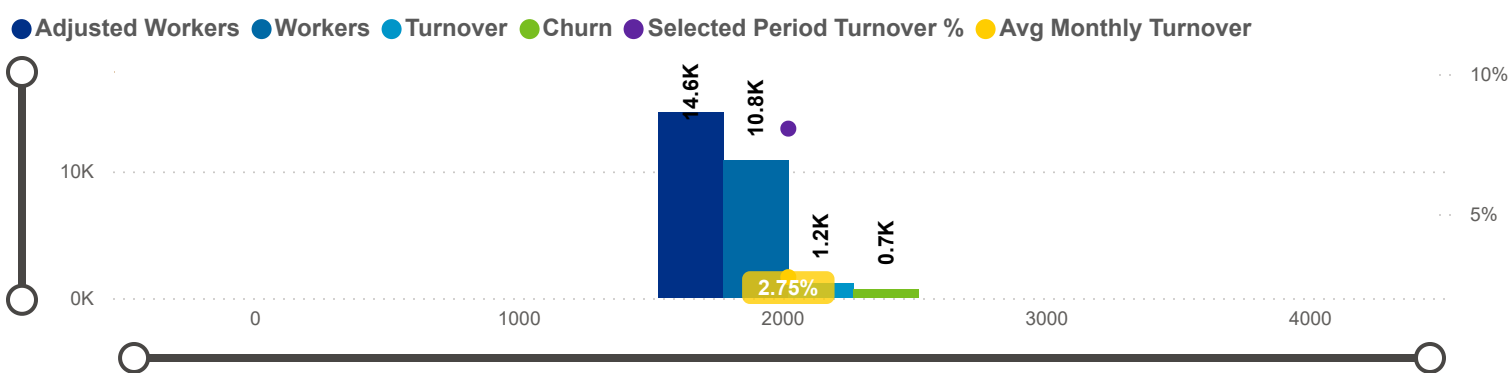
Date: Program Type: Job Title: Teacher Age Group: Education: TEACH Status:
 Position Type: Center Type: Publicly Funded: Credential: TEACH Models:
 SDA>County: SUTQ Rating: Total Duration: Beale Code: Student Age Group: POWER Status:
 Student Age Group: POWER Levels:

Avg Monthly Turnover Rates by Job Title

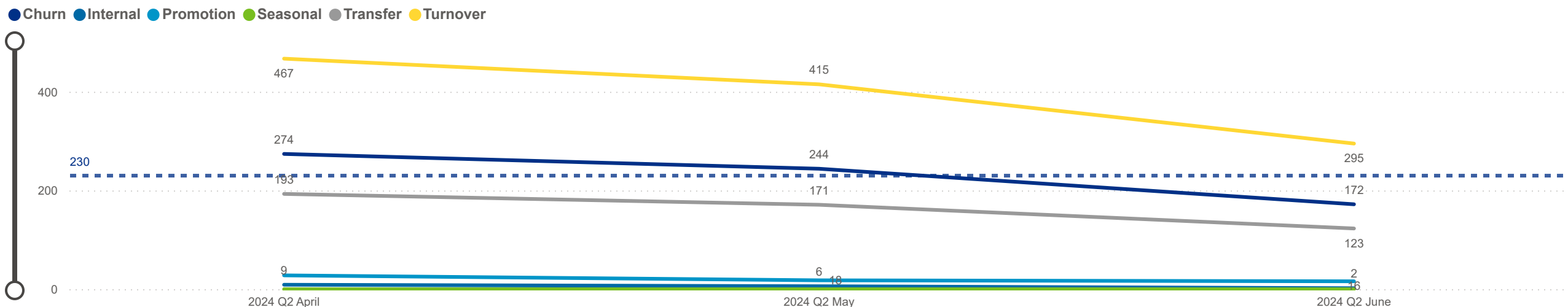


Avg Monthly Turnover	Adjusted Workers	Total Leaver	Total Stayer	Sel Period Turnover
2.75%	14,623	687	13,936	8.05%

Avg Monthly Turnover and Number of Workers



Categorization by Time Series

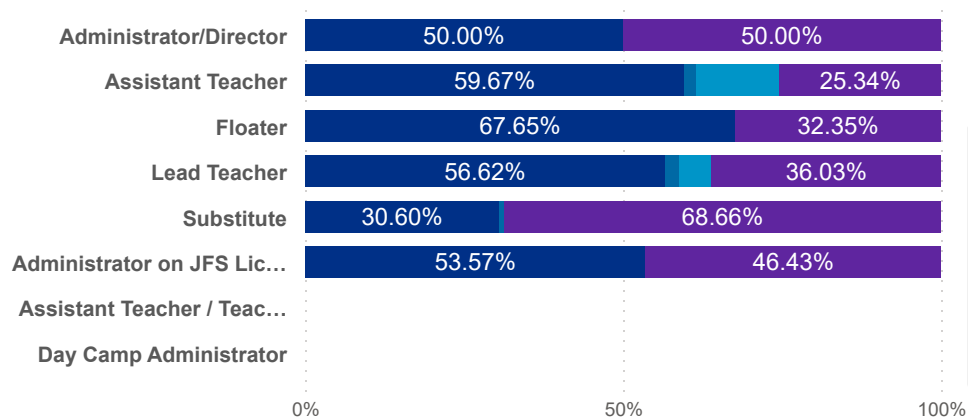




Date: Program Type: Job Title: Teacher Age Group: Education: TEACH Status:
 Position Type: SUTQ Rating: Total Duration: Center Type: Publicly Funded: POWER Status:
 SDA>County: Beale Code: Student Age Group: POWER Levels:

Job Change Reasons by Job Title

● Churn ● Internal ● Promotion ● Seasonal ● Transfer



Avg Monthly Churn

1.61%

Adjusted Workers

14,623

Workload Median

5.80

Pay Median USD / hr

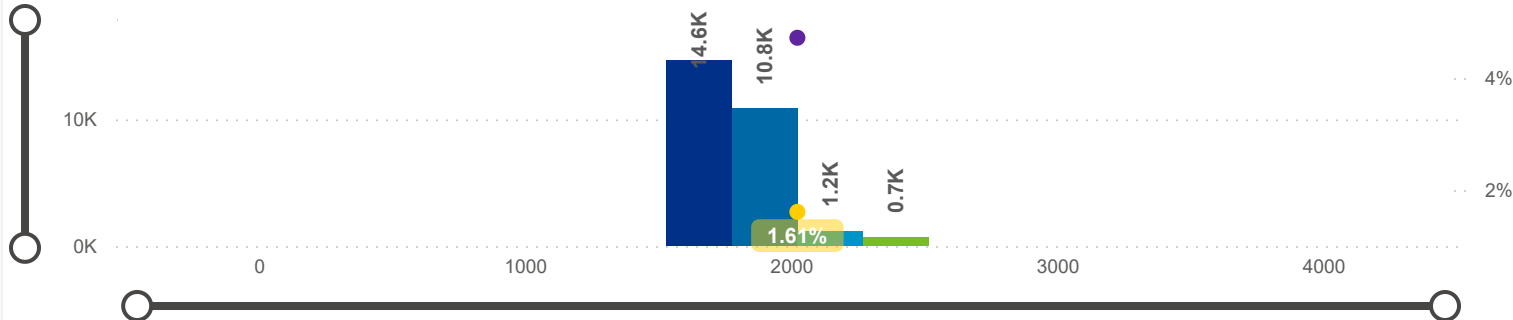
15.00

Avg ECE Duration

7.00

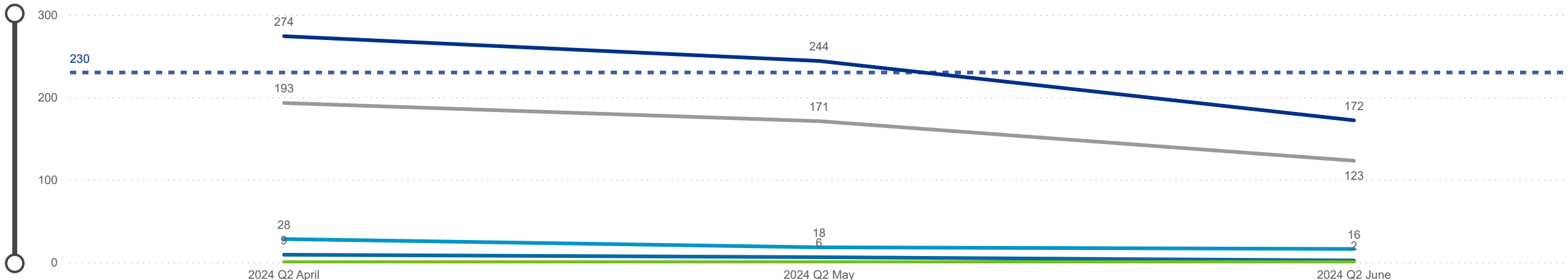
Avg Monthly Churn and Number of Workers

● Adjusted Workers ● Workers ● Turnover ● Churn ● Selected Period Churn % ● Avg Monthly Churn



Categorization by Time Series

● Churn ● Internal ● Promotion ● Seasonal ● Transfer



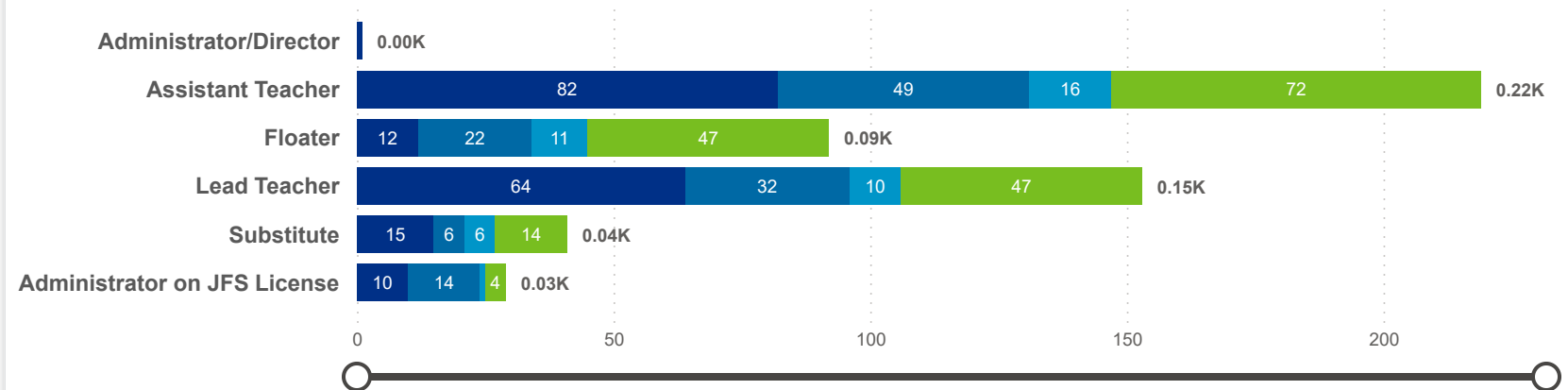
Date: 202404 Program Type: Multiple select...
 202406 Position Type: All Job Title: All Teacher Age Group: All Education: All TEACH Status: All
 SDA>County: SDA 3 SUTQ Rating: All Total Duration: 0.00 Center Type: Multiple select... Publicly Funded: All POWER Status: All
 100.00 Beale Code: All Student Age Group: All POWER Levels: All

Low Leaver % High Leaver %

ADJUSTED WORKERS	TOTAL LEAVER	TOTAL STAYER	SELECTED PERIOD CHURN %
14,623	687	13,936	4.70%

Leaver by Job Title and Star Rating

SUTQ Rating (1=Br; 2=Sil; 3=Gld) ● 0 ● 1 ● 2 ● 3



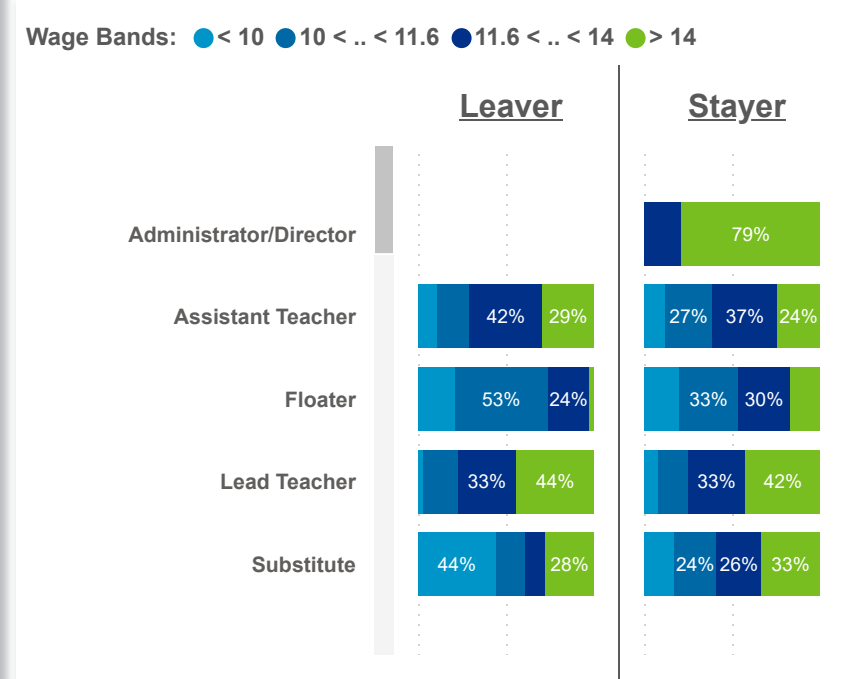
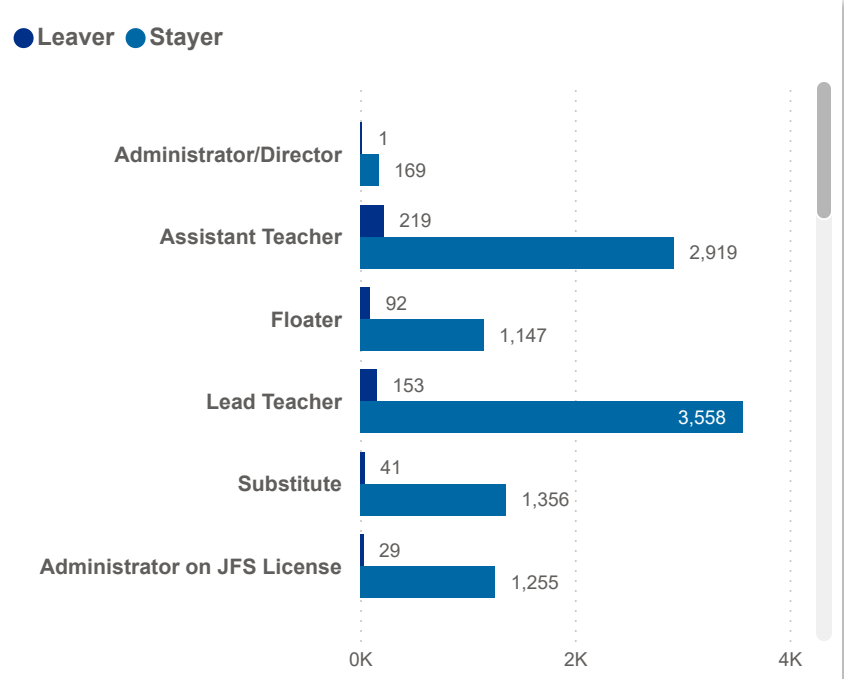
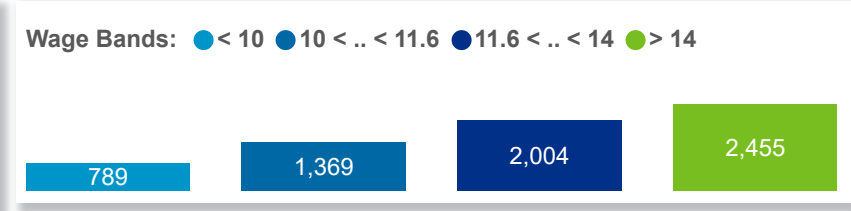
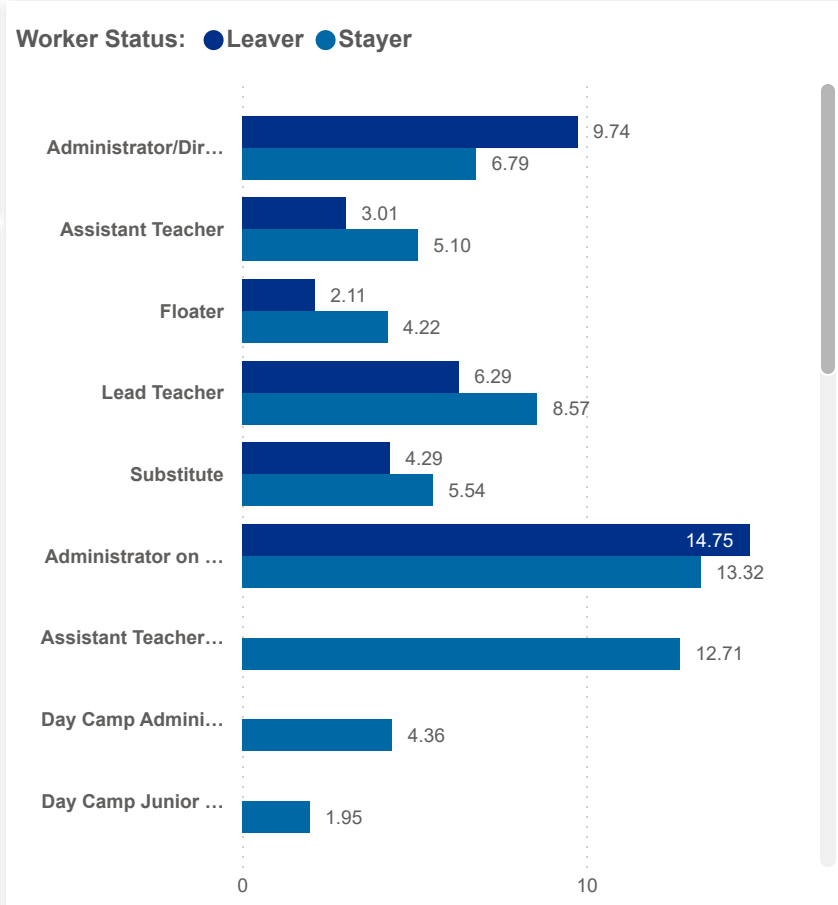

To display Azure Maps visuals, sign in.

County	Adjusted Workers	Workers	Workers %	Total Leaver	Total Stayer	Selected Period Churn %	Stayer %	Avg Monthly Churn	Selected Period Turnover %	Avg Monthly Turnover	Workload Median	Avg Star Rating
Cuyahoga OH	11,940	8,788	81.25%	520	11,420	4.36%	95.64%	1.49%	7.71%	2.63%	5.71	1.8
Lake OH	1,521	1,212	11.21%	117	1,404	7.69%	92.31%	2.68%	11.97%	4.17%	6.30	1.8
Ashtabula OH	623	491	4.54%	28	595	4.49%	95.51%	1.52%	5.94%	2.00%	4.91	2.2
Geauga OH	539	443	4.10%	22	517	4.08%	95.92%	1.39%	6.86%	2.34%	6.08	1.4
Total	14,623	10,816	100.00%	687	13,936	4.70%	95.30%	1.61%	8.05%	2.75%	5.80	1.8



Date: Program Type: Job Title: Teacher Age Group: Education: TEACH Status:
 Position Type: Credential: TEACH Models:
 SDA>County: SUTQ Rating: Total Duration: Center Type: Publicly Funded: POWER Status:
 Beale Code: Student Age Group: POWER Levels:

NUMBER OF WORKERS		AVG ECE DURATION (In Years)		HOURLY WAGE BANDS (USD)	
TOTAL LEAVER	TOTAL STAYER	LEAVER	STAYER	LEAVER (Hourly Wage MED)	STAYER (Hourly Wage MED)
687	13,936	4.80	7.06	15.00	15.00





Date: Program Type:
 Job Title: Teacher Age Group: Education: TEACH Status:

Date: Position Type:
 SUTQ Rating: Total Duration: Center Type: Publicly Funded: POWER Status:

SDA>County: Beale Code: Student Age Group: POWER Levels:

NUMBER OF WORKERS

AVG ECE DURATION (In Years)

HOURLY WAGE BANDS (USD)

LEAVER

STAYER

4.70%

95.30%

4.80

7.06

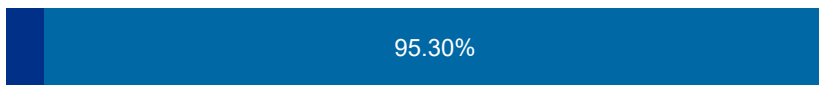
LEAVER (Hourly Wage MED)

STAYER (Hourly Wage MED)

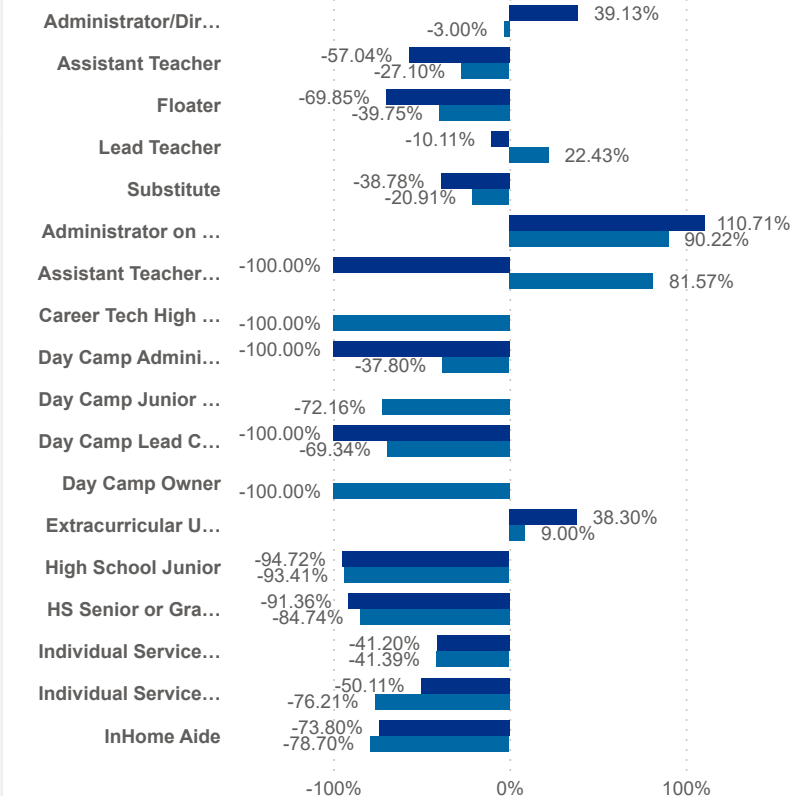
15.00

15.00

Leaver % Stayer %



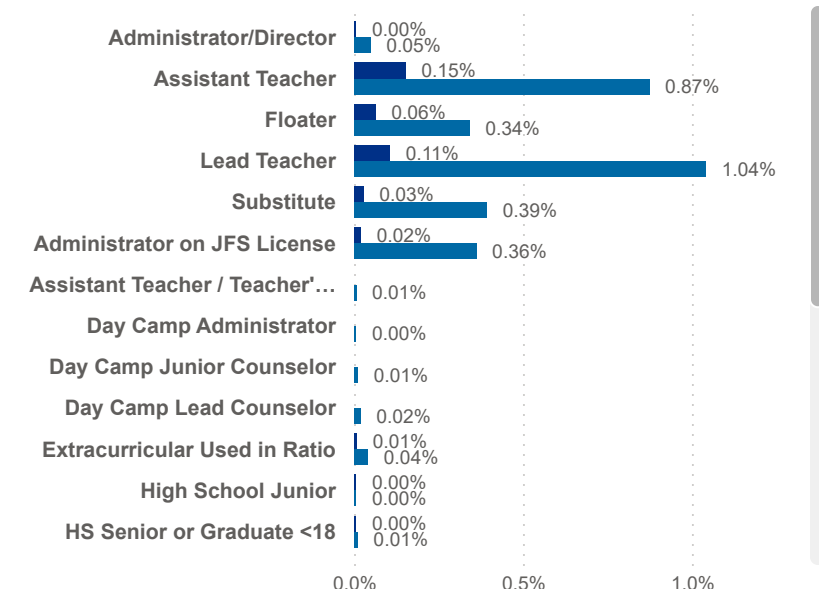
Worker Status: Leaver Stayer



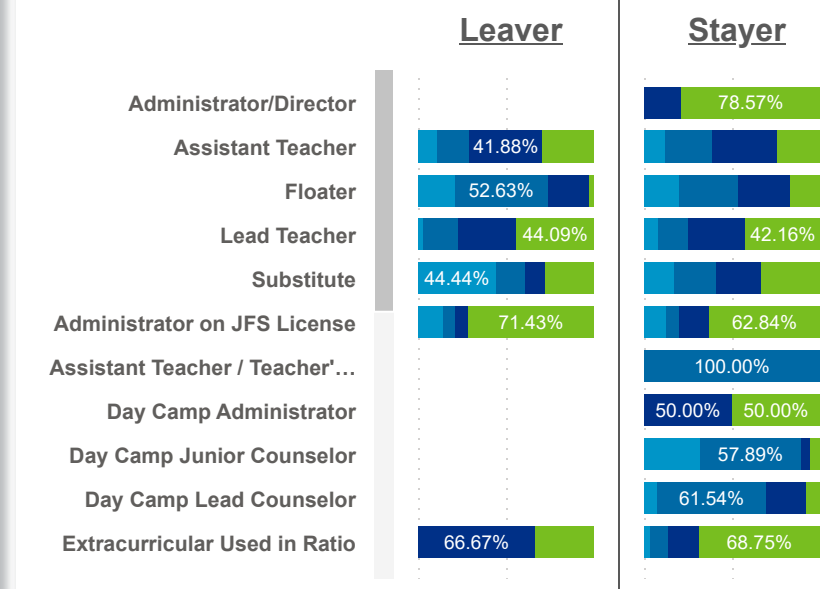
Wage Bands: < 10 10 < .. < 11.6 11.6 < .. < 14 > 14



Worker Status: Leaver Stayer



Wage Bands: < 10 10 < .. < 11.6 11.6 < .. < 14 > 14





Date: Program Type:
 Job Title: Teacher Age Group: Education: TEACH Status:

Date: Position Type:
 SUTQ Rating: Total Duration: Center Type: Publicly Funded: POWER Status:

SDA>County: Beale Code: Student Age Group: POWER Levels:

LEAVER (Avg Career Duration)

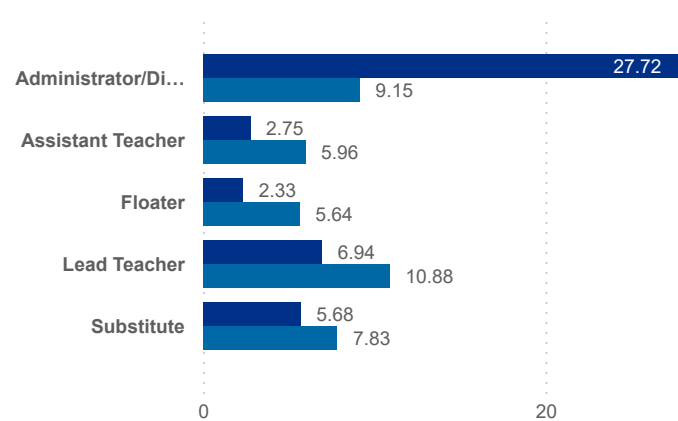
6.21

STAYER (Avg Career Duration)

10.99

Avg Career Duration by Job Title

Worker Status: ● Leaver ● Stayer



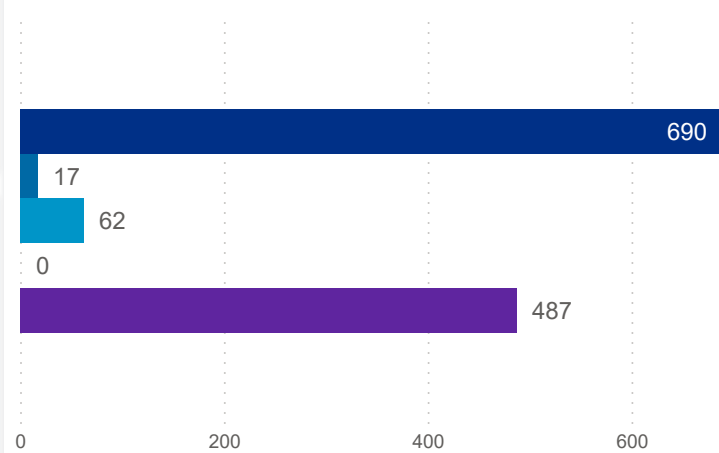
County	Job Title	Longest Serving Profile	\$ / hr	Seniority	Workload	Star Rating (me)
Ashtabula	Administrator/Director	1.41		Early	6.60	
Cuyahoga	Administrator/Director	2.16		Early	7.67	
Geauga	Administrator/Director	1.49		Early	8.00	
Lake	Administrator/Director	1.75		Early	10.80	
Cuyahoga	Administrator/Director	1.62	15.00	Early	13.25	
Cuyahoga	Administrator/Director	2.73	17.00	Early	6.81	
Cuyahoga	Administrator/Director	3.83	20.00	Early	22.00	
Geauga	Administrator/Director	0.69	20.00	Early	6.50	
Cuyahoga	Administrator/Director	4.82	21.00	Early	4.94	
Cuyahoga	Administrator/Director	1.83	21.64	Early	7.11	
Cuyahoga	Administrator/Director	2.84	22.00	Early	13.25	

TOTAL STAYER

13,936

Turnover Reasons

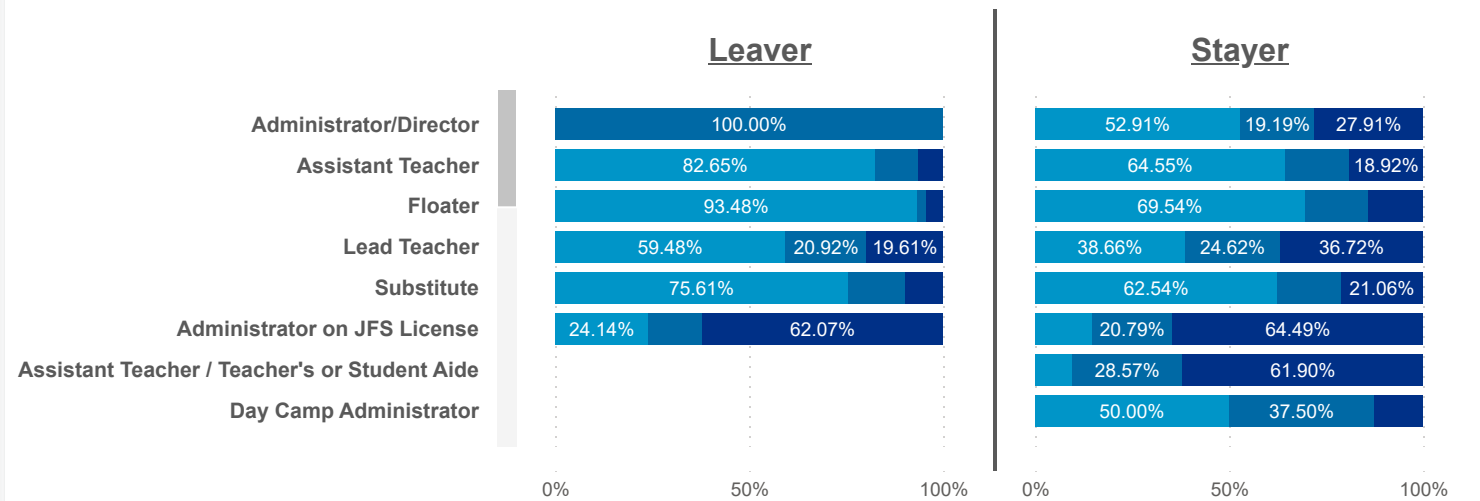
● Churn ● Internal ● Promotion ● Seasonal ● Transfer



STAYER (Promotion)

62

Seniority: ● Early ● Mid ● Senior





Date: Program Type:
 Job Title: Teacher Age Group: Education: TEACH Status:

Date: Position Type:
 SUTQ Rating: Total Duration: Center Type: Publicly Funded: POWER Status:

SDA>County: Beale Code: Student Age Group: POWER Levels:

LEAVER (Avg Career Duration)

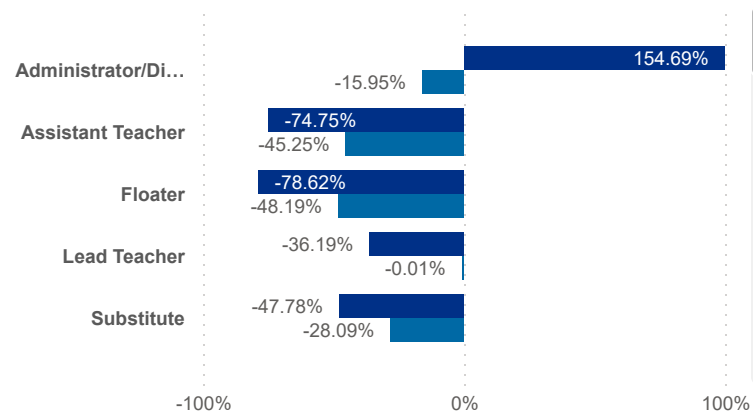
6.21

STAYER (Avg Career Duration)

10.99

Avg Career Duration by Job Title vs Mean

Worker Status: ● Leaver ● Stayer



County	Job Title	Longest Serving Profile	\$ / hr	Seniority	Workload	Star Rating (mean)
Cuyahoga	Assistant Teacher	0.10	15.60	Senior	11.33	1.0
Lake	Assistant Teacher	0.15	17.44	Early	7.50	3.0
Ashtabula	Assistant Teacher	0.17	13.75	Early	4.94	0.0
Cuyahoga	Day Camp Junior Counselor	0.17	17.00	Early	0.00	
Lake	Program Management Used in Ratio	0.17	19.32	Early	6.36	3.0
Lake	Floater	0.17	15.50	Early	5.76	3.0
Ashtabula	Lead Teacher	0.18	30.00	Early	32.67	0.0
Lake	Extracurricular Not Used in Ratio	0.18	13.00	Early	12.86	0.0
Ashtabula	Owner	0.19	14.00	Early	3.00	0.0
Ashtabula	Assistant Teacher	0.19	9.35	Early	4.00	1.0
Cuyahoga	Lead Teacher	0.19	13.60	Early	10.00	3.0

TOTAL STAYER

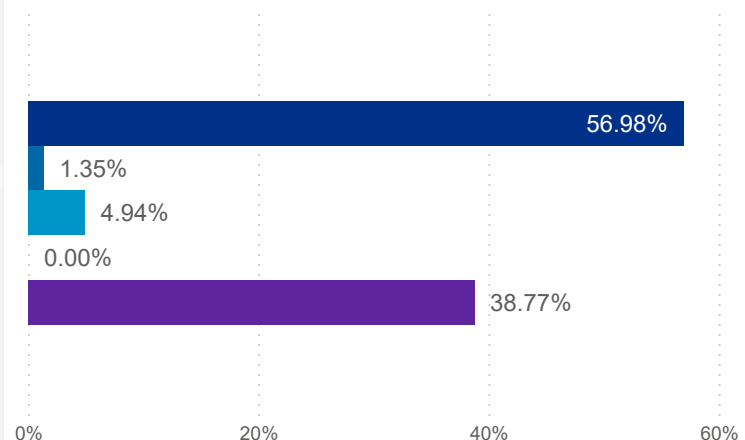
13,936

STAYER (Promotion)

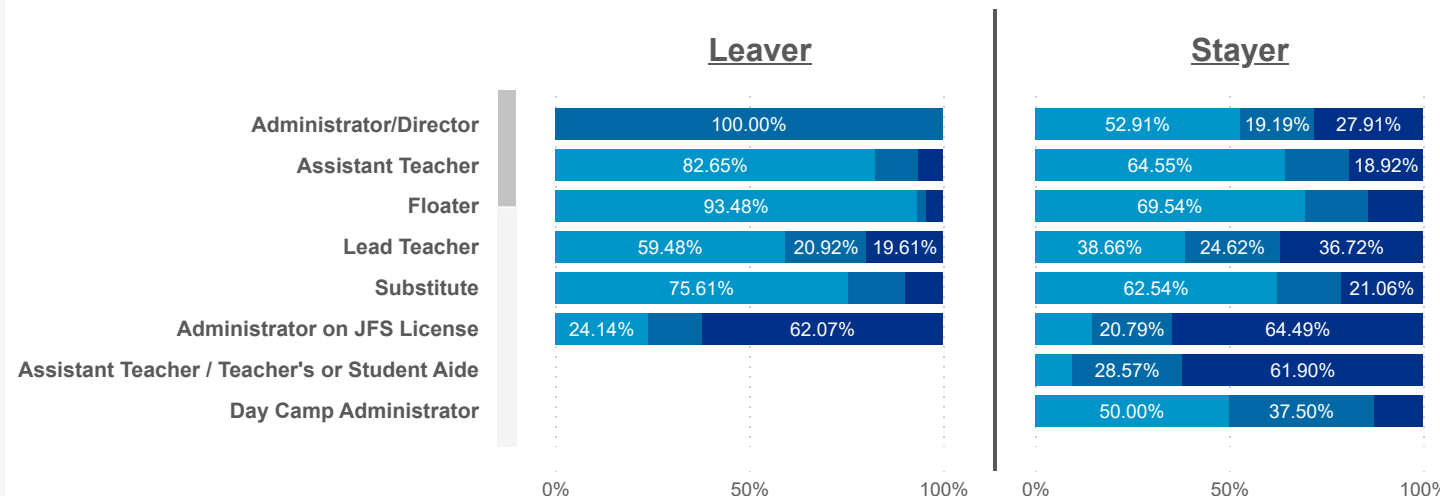
62

Turnover Reasons

● Churn ● Internal ● Promotion ● Seasonal ● Transfer



Seniority: ● Early ● Mid ● Senior





Date: Program Type:
 Job Title: Teacher Age Group: Education: TEACH Status:

Date: Position Type:
 SUTQ Rating: Total Duration: Center Type: Publicly Funded: POWER Status:

SDA>County: Beale Code: Student Age Group: POWER Levels:

PAY MEDIAN (USD)

PAY PROGRESSION (USD)

PAY & CAREER SENIORITY (USD)

LEAVER

STAYER

15.00

15.00

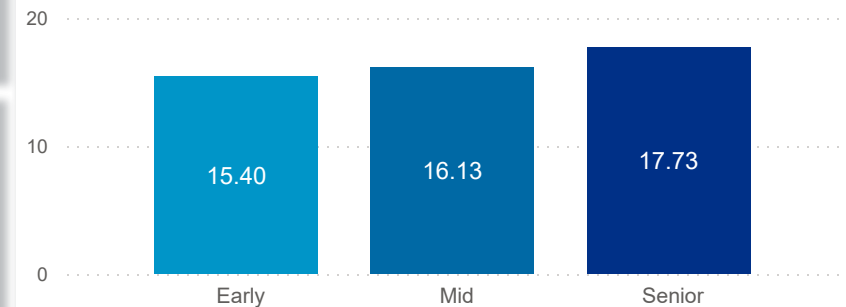
LEAVER

STAYER

0.55

0.79

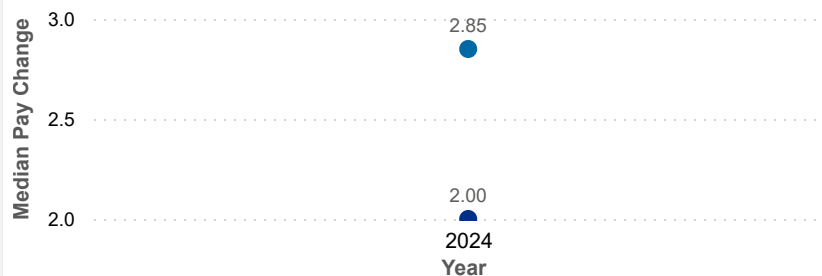
Seniority: ● Early ● Mid ● Senior



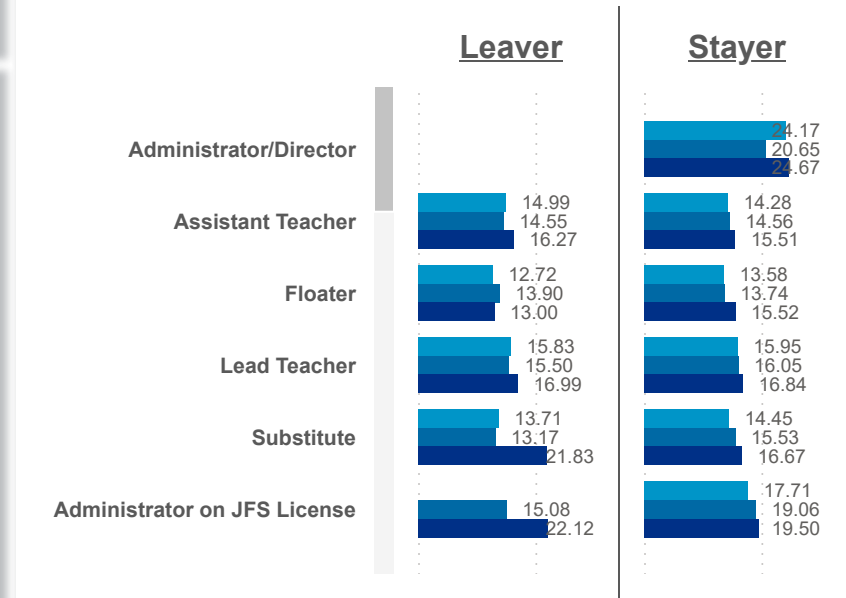
Worker Status: ● Leaver ● Stayer



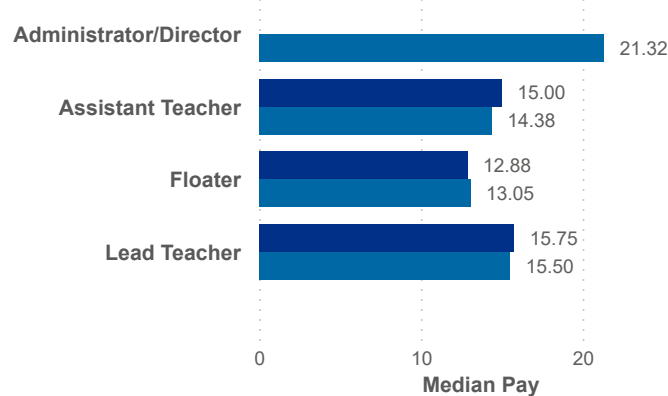
Worker Status: ● Leaver ● Stayer



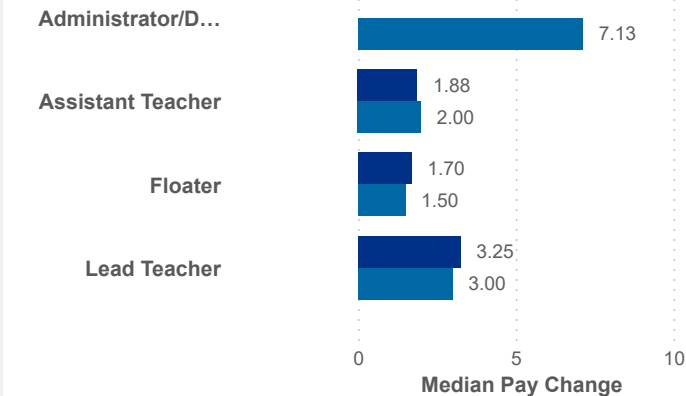
Seniority: ● Early ● Mid ● Senior



Worker Status: ● Leaver ● Stayer



Worker Status: ● Leaver ● Stayer





Date: Program Type:
 Job Title: Teacher Age Group: Education: TEACH Status:

Date: Position Type:
 SUTQ Rating: Total Duration: Center Type: Publicly Funded: POWER Status:

SDA>County: Beale Code: Student Age Group: POWER Levels:

PAY MEDIAN (USD)

LEAVER

15.00

STAYER

15.00

PAY PROGRESSION (USD)

LEAVER

0.55

STAYER

0.79

PAY & CAREER SENIORITY (USD)

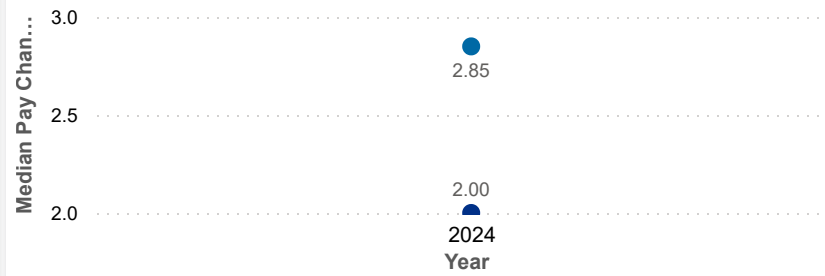
Seniority: ● Early ● Mid ● Senior



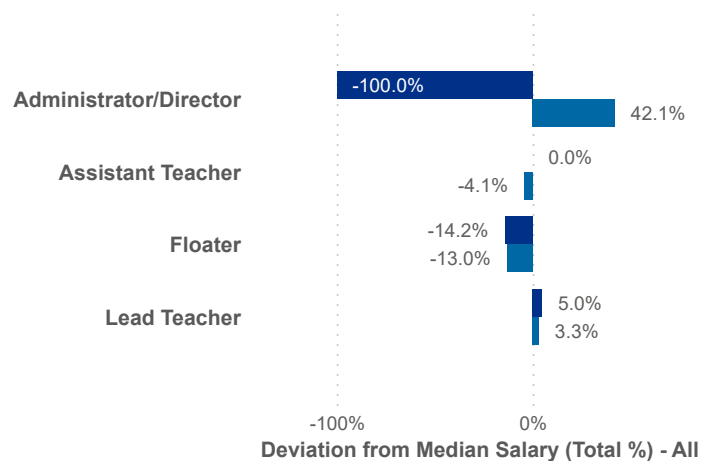
Worker Status: ● Leaver ● Stayer



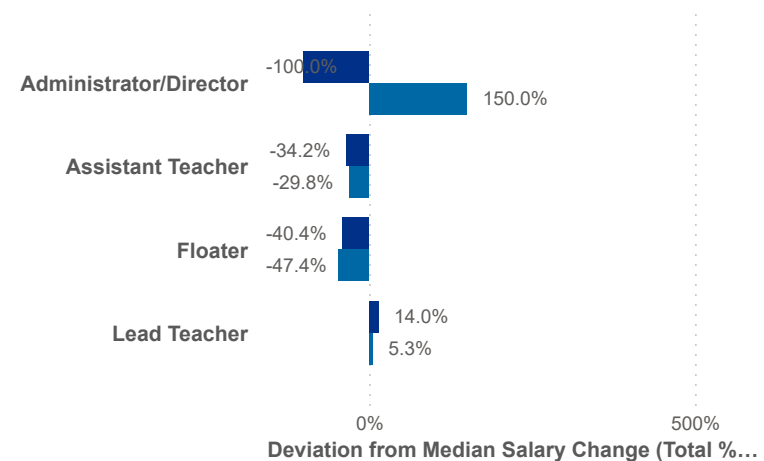
Worker Status: ● Leaver ● Stayer



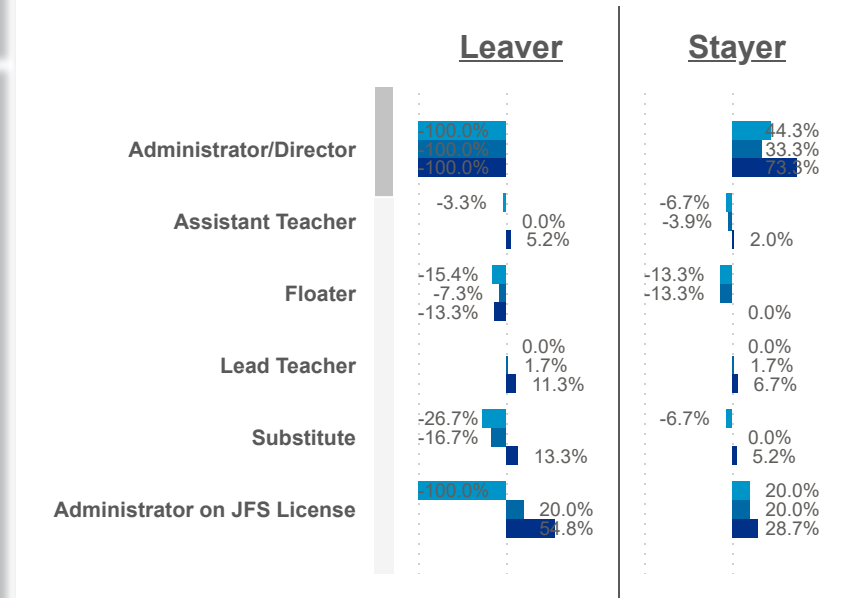
Worker Status: ● Leaver ● Stayer



Worker Status: ● Leaver ● Stayer



Seniority: ● Early ● Mid ● Senior





Date: Program Type:
 Job Title: Teacher Age Group: Education: TEACH Status:

Date: Position Type:
 SUTQ Rating: Total Duration: Center Type: Publicly Funded: POWER Status:

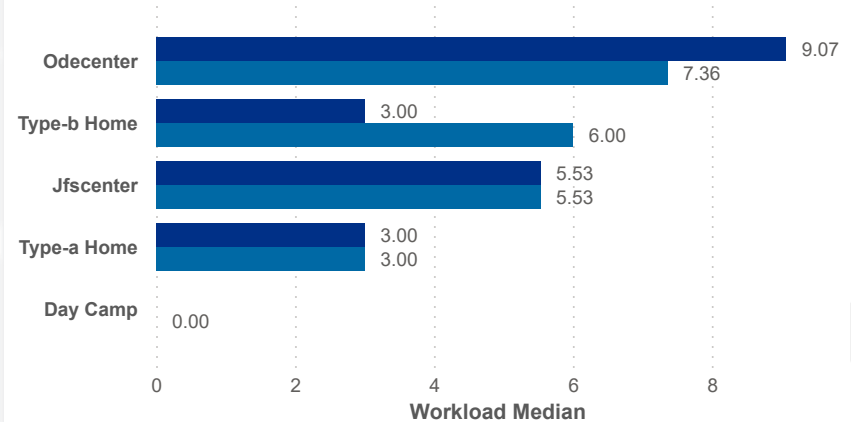
SDA>County: Beale Code: Student Age Group: POWER Levels:

Workload Median (Total)

5.80

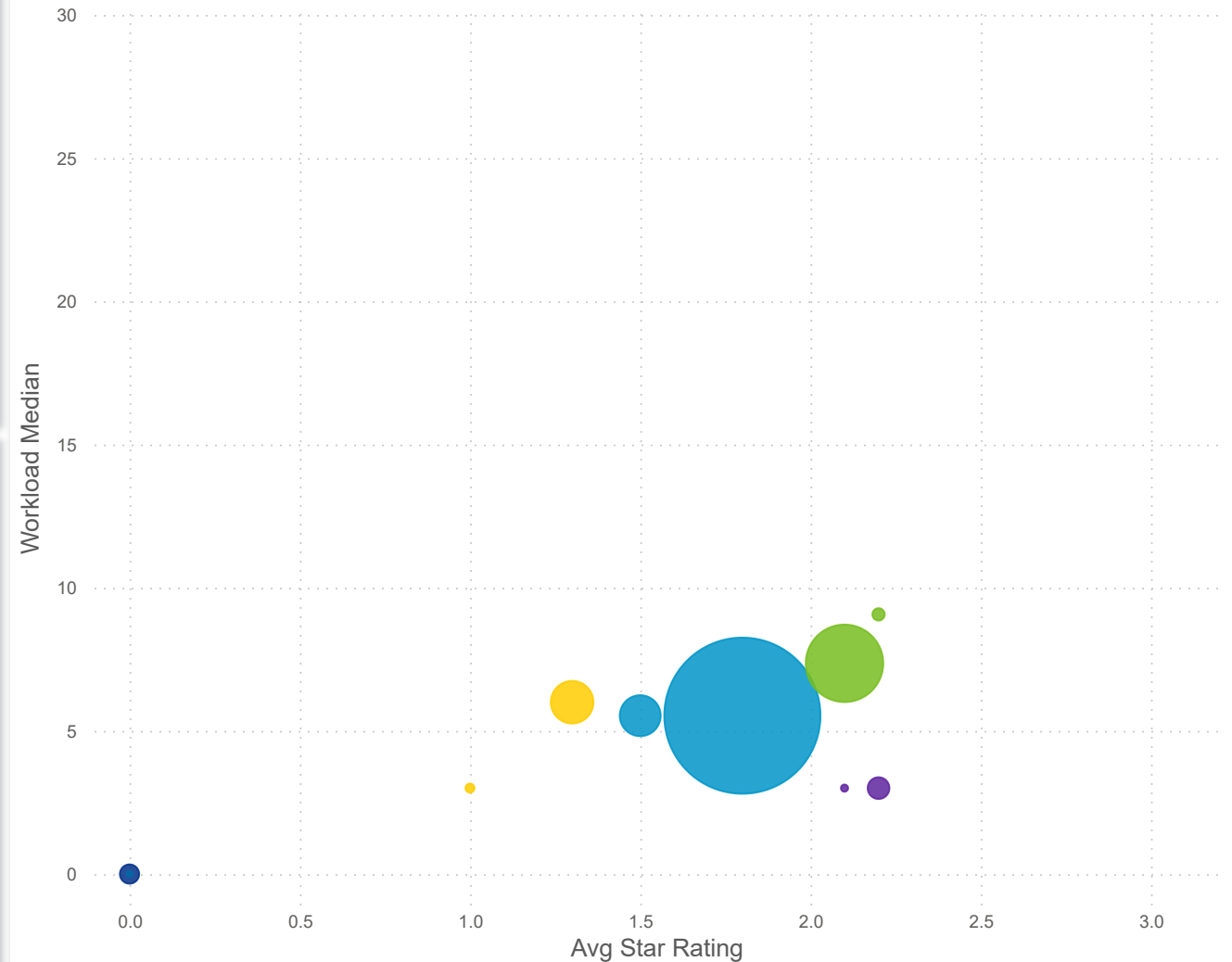
Workload Median

Worker status ● Leaver ● Stayer



Star Rating Mean, Workload Median, and Number of Users by Worker Status and Center Type

Center Type: ● Day Camp ● Inhome Aide ● Jfscenter ● Odecenter ● Type-a Home ● Type-b Home



Workload Median (Leaver)

5.60

Workload Median (Stayer)

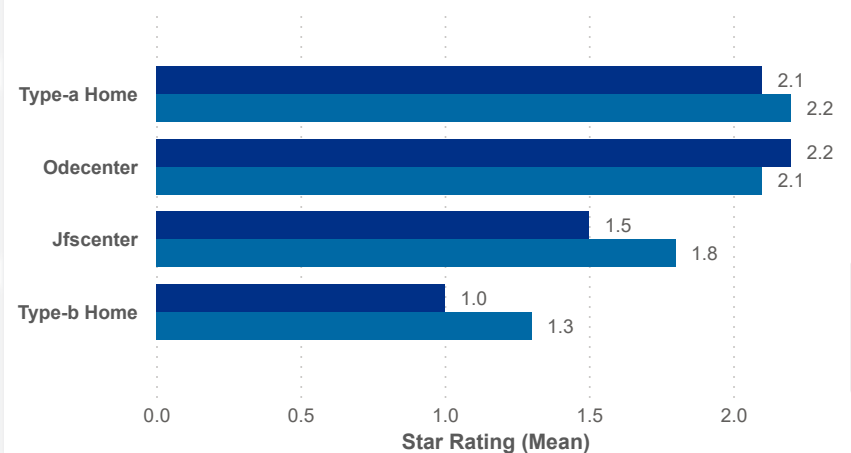
5.82

Star Rating Mean (Total)

1.8

Star Rating Mean

Worker status ● Leaver ● Stayer



Star Rating Mean (Leaver)

1.5

Star Rating Mean (Stayer)

1.8



Date: Program Type:
 Job Title: Teacher Age Group: Education: TEACH Status:

Date: Position Type:
 Beale Code: Student Age Group: TEACH Models:

SDA>County: STUQ Rating: Total Duration:
 Center Type: Publicly Funded: POWER Status:

Total Duration:
 Beale Code: Student Age Group: POWER Levels:

Workload Median (Total)

5.80

Workload Median (Leaver)

5.60

Workload Median (Stayer)

5.82

Star Rating Mean (Total)

1.8

Star Rating Mean (Leaver)

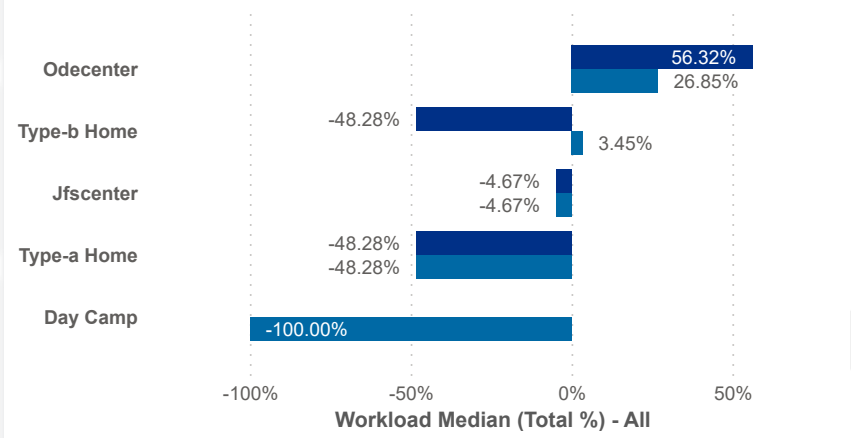
1.5

Star Rating Mean (Stayer)

1.8

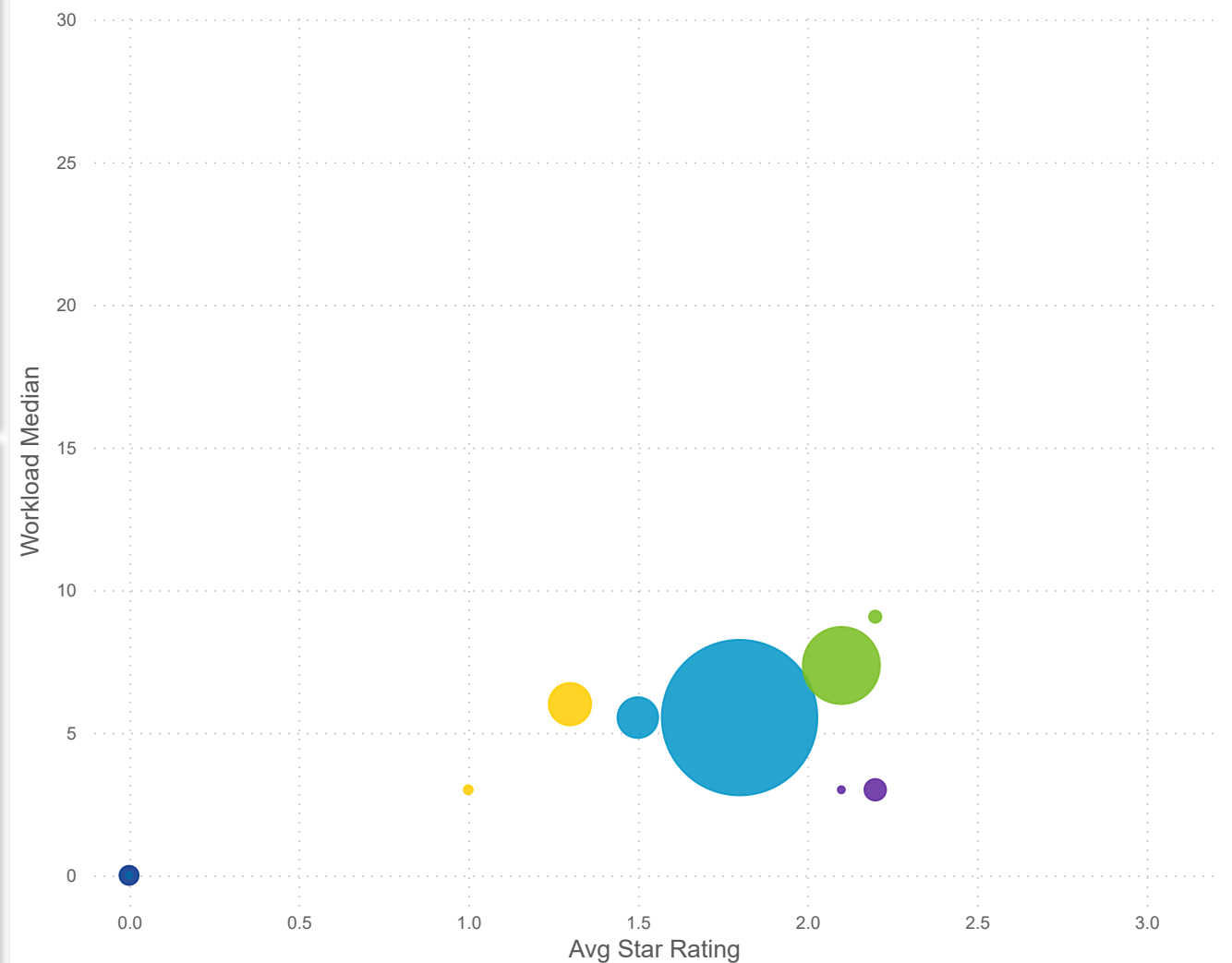
Workload Median (Total %)

Worker status ● Leaver ● Stayer



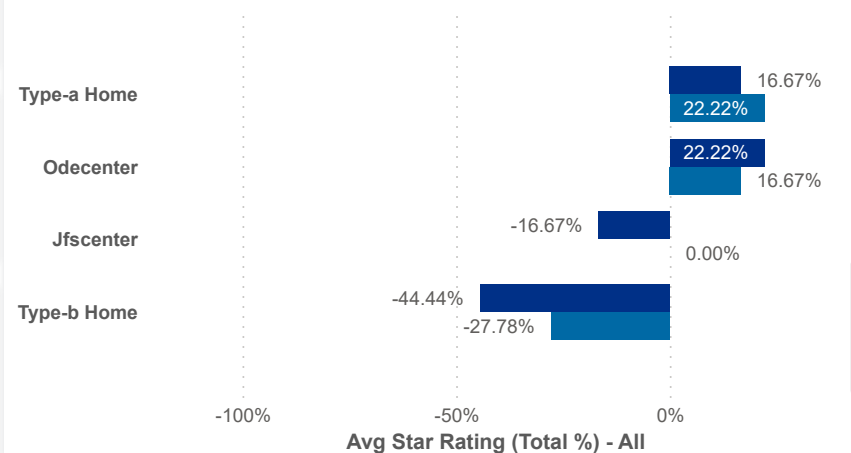
Star Rating Mean, Workload Median, and Number of Users by Worker Status and Center Type

Center Type: ● Day Camp ● Inhome Aide ● Jfscenter ● Odecenter ● Type-a Home ● Type-b Home



Star Rating Mean (Total %)

Worker status ● Leaver ● Stayer





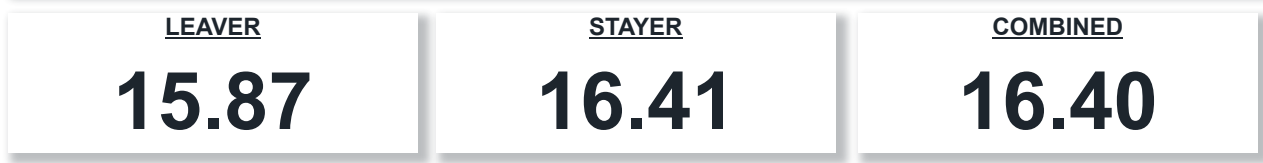
Date: 202404 Program Type: Multiple select... Job Title: All Teacher Age Group: All Education: All TEACH Status: All

202406 Position Type: All Credential: All TEACH Models: All

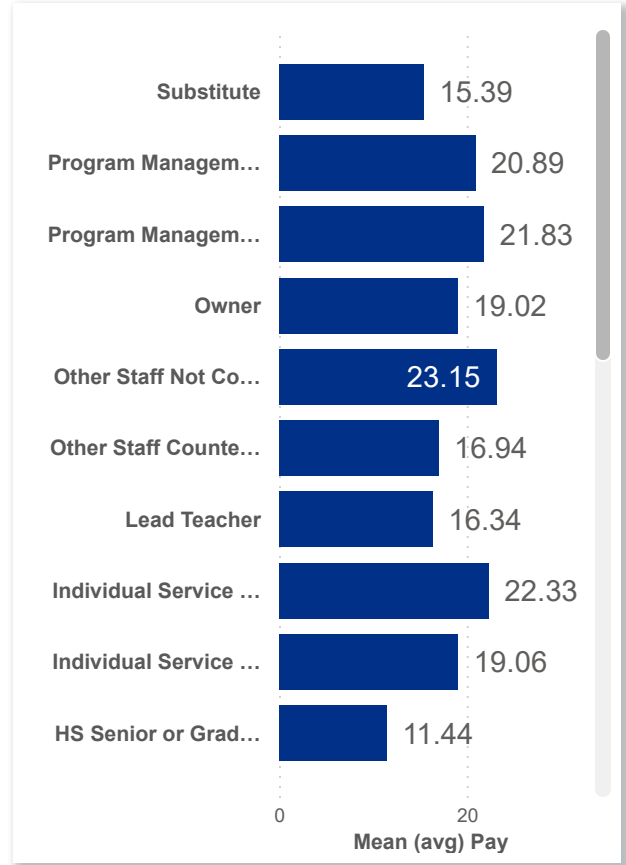
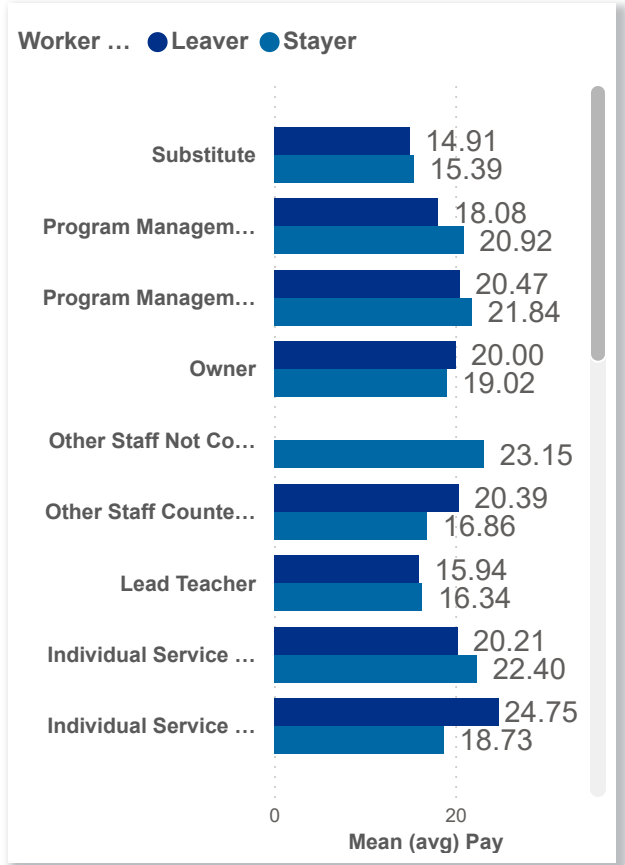
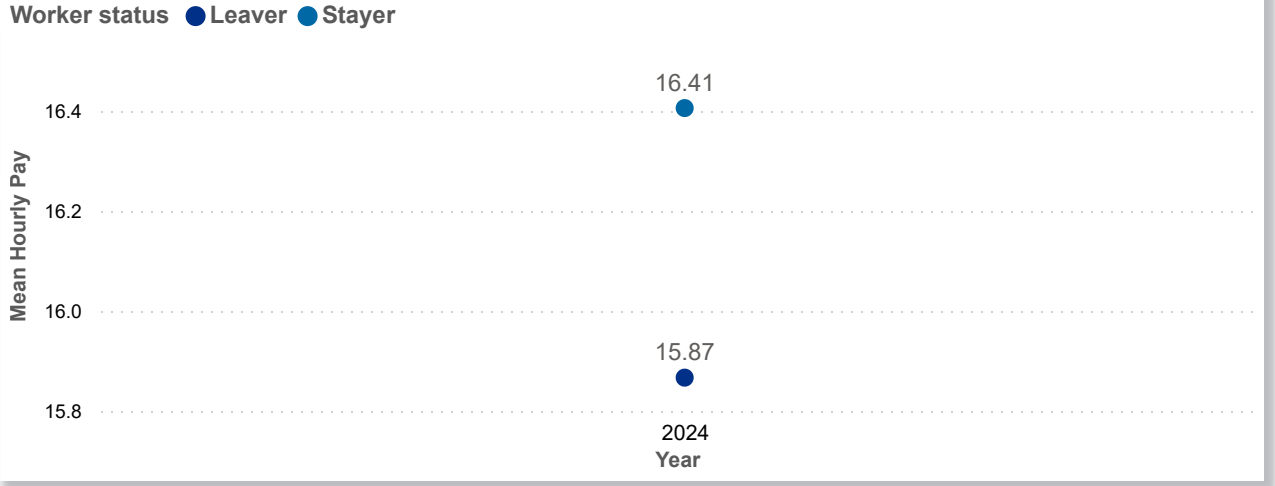
SDA>County: SDA 3 SUTQ Rating: All Total Duration: 0.00 Center Type: Multiple select... Publicly Funded: All POWER Status: All

100.00 Beale Code: All Student Age Group: All POWER Levels: All

PAY MEAN (USD)



Salary Mean by Year and Worker Status



Combined Salary Mean by Year and Worker Status

