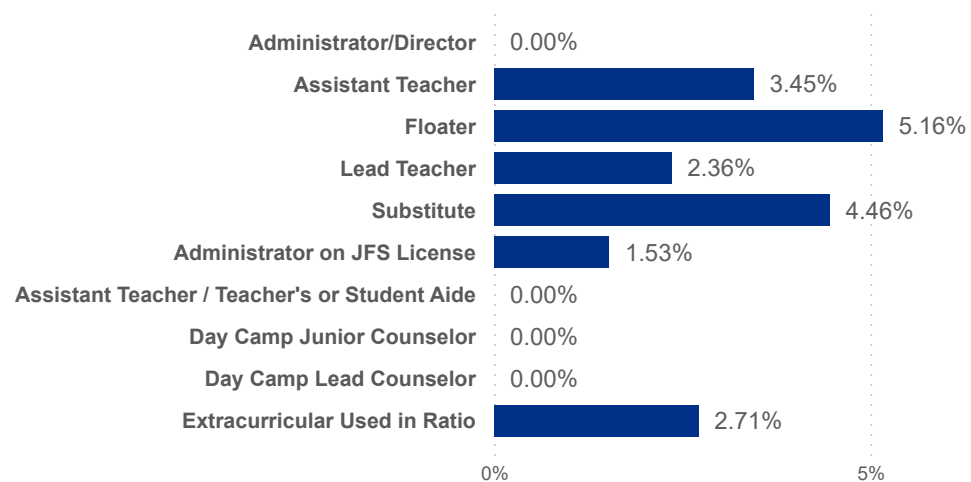




Date: Program Type: Job Title: Teacher Age Group: Education: TEACH Status:
 Position Type: SUTQ Rating: Total Duration: Center Type: Publicly Funded: POWER Status:
 SDA>County: Beale Code: Student Age Group: POWER Levels:

Avg Monthly Turnover Rates by Job Title



Avg Monthly Turnover

2.59%

Adjusted Workers

3,596

Total Leaver

190

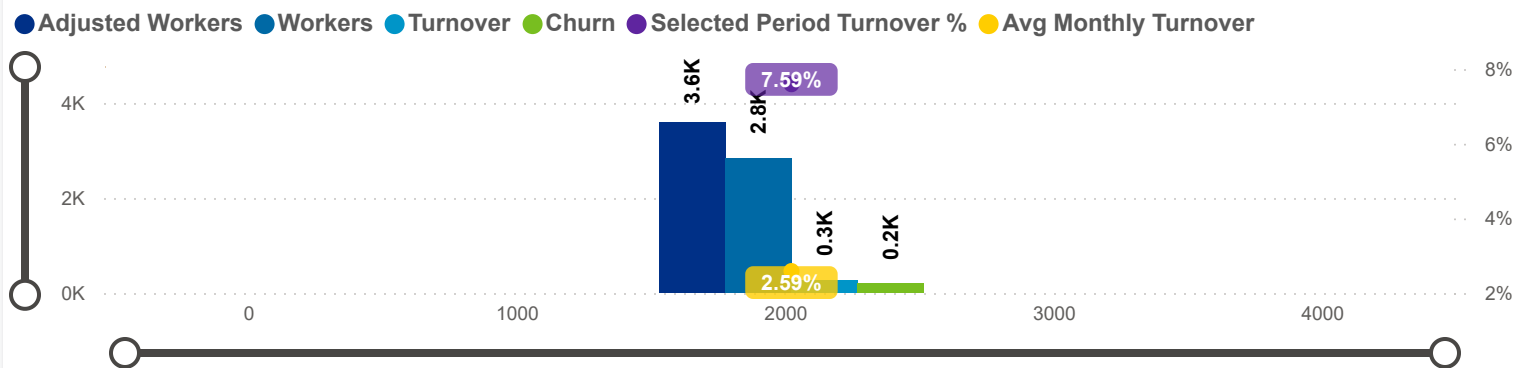
Total Stayer

3,406

Sel Period Turnover

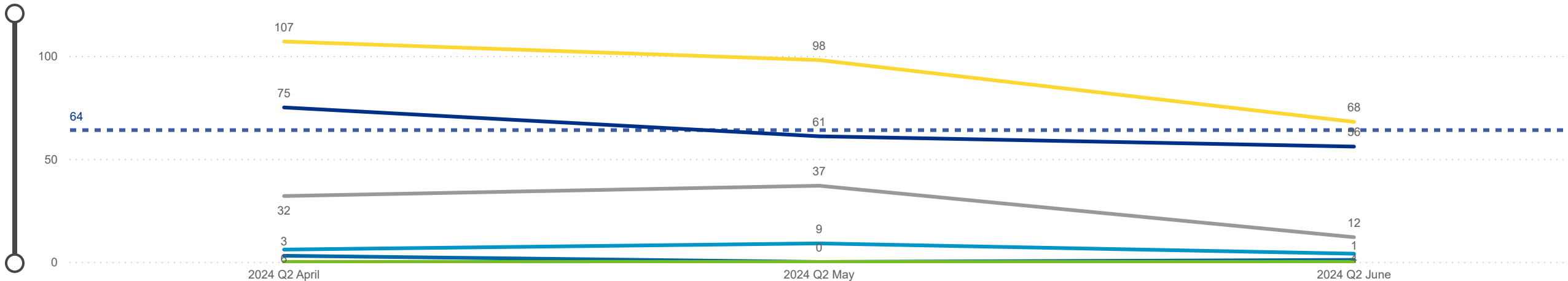
7.59%

Avg Monthly Turnover and Number of Workers



Categorization by Time Series

Churn Internal Promotion Seasonal Transfer Turnover

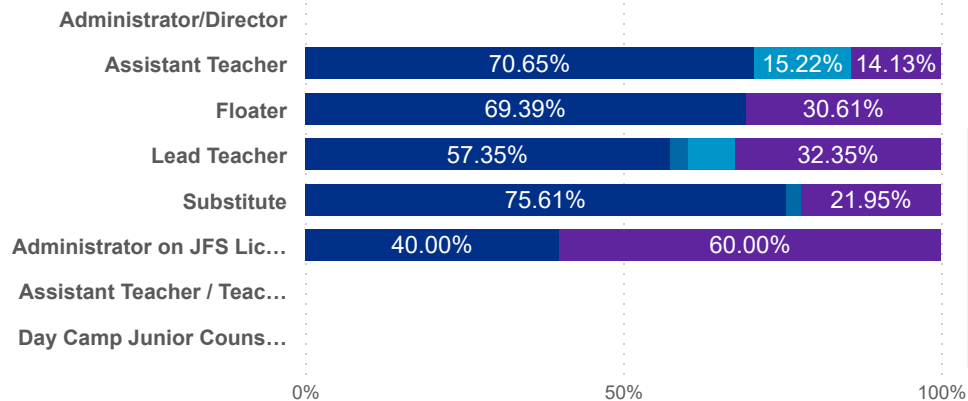




Date: Program Type: Job Title: Teacher Age Group: Education: TEACH Status:
 Position Type: SUTQ Rating: Total Duration: Center Type: Publicly Funded: POWER Status:
 SDA>County: Beale Code: Student Age Group: POWER Levels:

Job Change Reasons by Job Title

● Churn ● Internal ● Promotion ● Seasonal ● Transfer



Avg Monthly Churn

1.82%

Adjusted Workers

3,596

Workload Median

6.00

Pay Median USD / hr

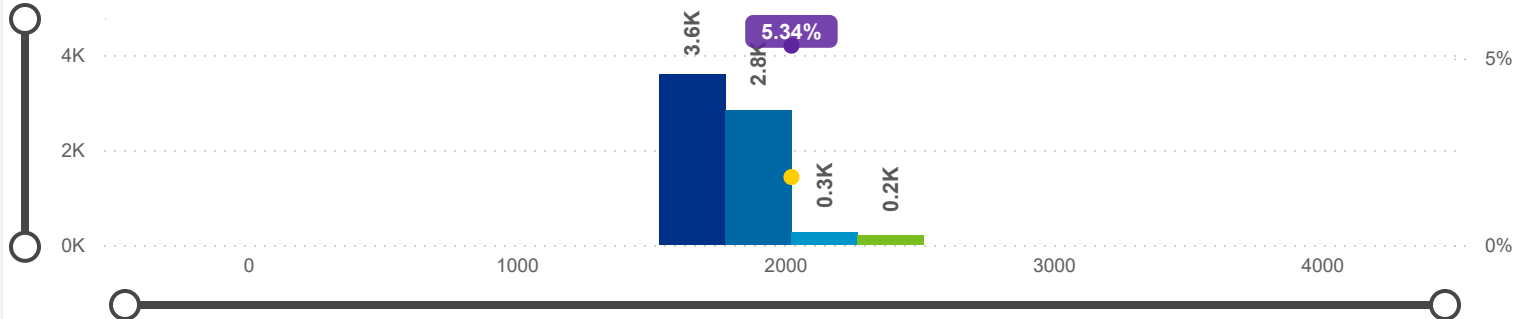
15.00

Avg ECE Duration

6.85

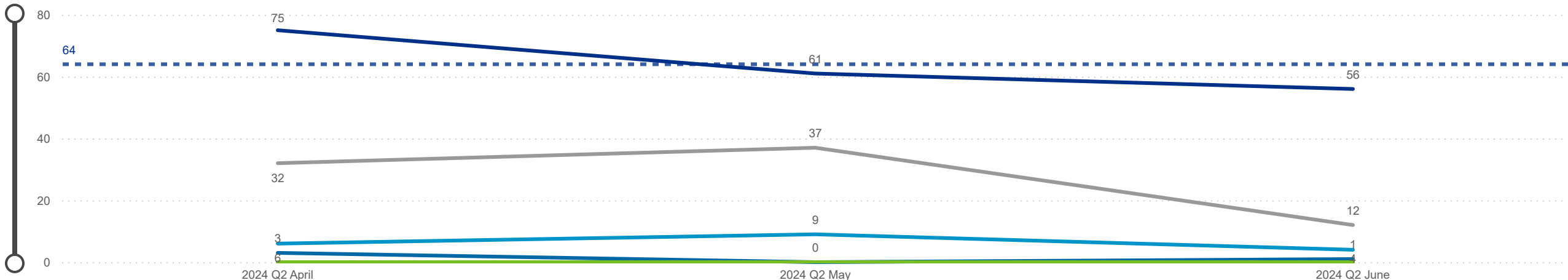
Avg Monthly Churn and Number of Workers

● Adjusted Workers ● Workers ● Turnover ● Churn ● Selected Period Churn % ● Avg Monthly Churn



Categorization by Time Series

● Churn ● Internal ● Promotion ● Seasonal ● Transfer



Date: 202404 | Program Type: Multiple select... | Job Title: All | Teacher Age Group: All | Education: All | TEACH Status: All
 202406 | Position Type: All | SUTQ Rating: All | Total Duration: 0.00 | Center Type: Multiple select... | Publicly Funded: All | POWER Status: All
 SDA>County: SDA 2 | Beale Code: All | Student Age Group: All | POWER Levels: All

Low Leaver % | High Leaver %

ADJUSTED WORKERS

3,596

TOTAL LEAVER

190

TOTAL STAYER

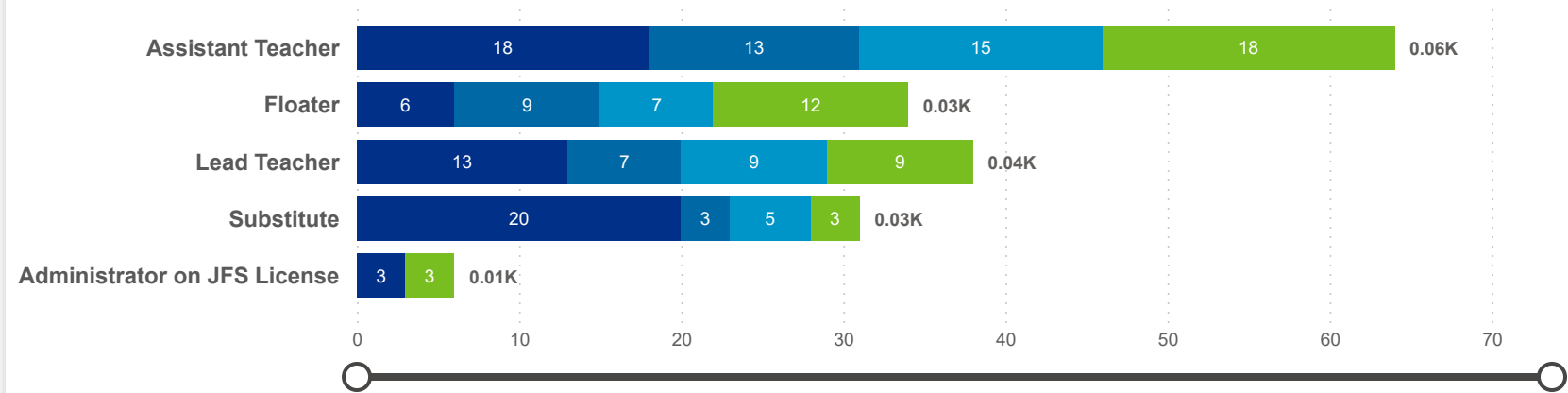
3,406

SELECTED PERIOD CHURN %

5.28%

Leaver by Job Title and Star Rating

SUTQ Rating (1=Br; 2=Sil; 3=Gld) ● 0 ● 1 ● 2 ● 3



To display Azure Maps visuals, sign in.

County	Adjusted Workers	Workers	Workers %	Total Leaver	Total Stayer	Selected Period Churn %	Stayer %	Avg Monthly Churn	Selected Period Turnover %	Avg Monthly Turnover	Workload Median	Avg Star Rating
Lorain OH	2,215	1,767	62.28%	122	2,093	5.51%	94.49%	1.89%	8.26%	2.81%	5.89	1.9
Erie OH	420	336	11.84%	23	397	5.48%	94.52%	1.99%	8.33%	2.91%	5.78	1.3
Seneca OH	190	168	5.92%	19	171	10.00%	90.00%	3.47%	10.00%	3.47%	6.00	2.0
Sandusky OH	461	344	12.13%	16	445	3.47%	96.53%	1.17%	4.56%	1.54%	6.04	1.7
Huron OH	310	250	8.81%	10	300	3.23%	96.77%	1.09%	4.84%	1.64%	5.00	1.7
Total	3,596	2,837	100.00%	190	3,406	5.28%	94.72%	1.82%	7.59%	2.59%	6.00	1.8

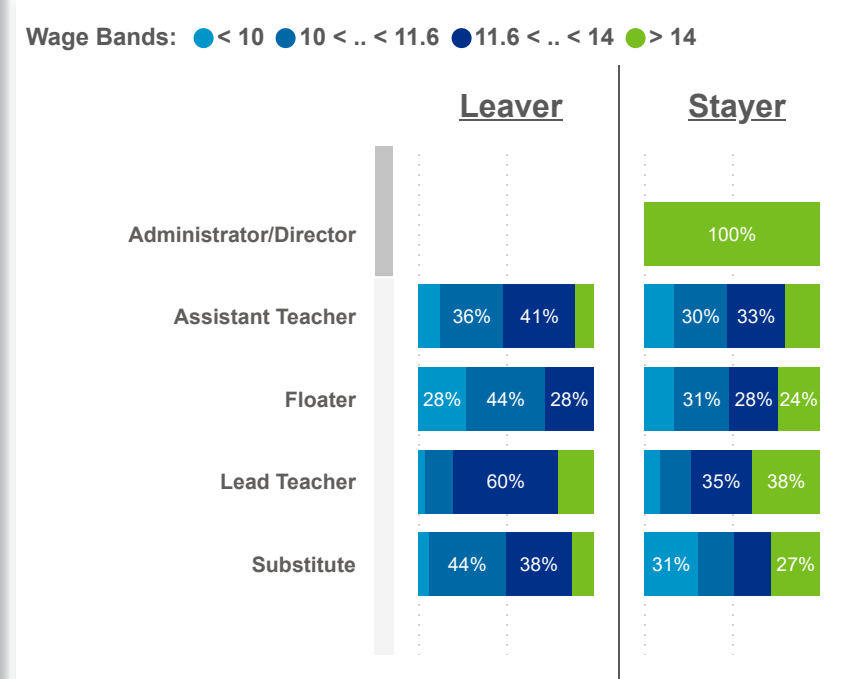
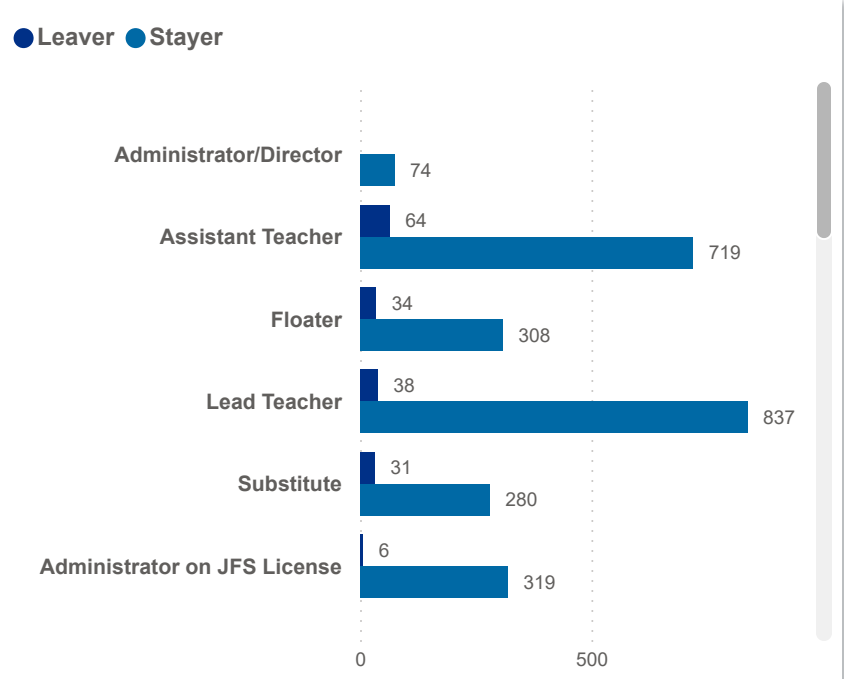
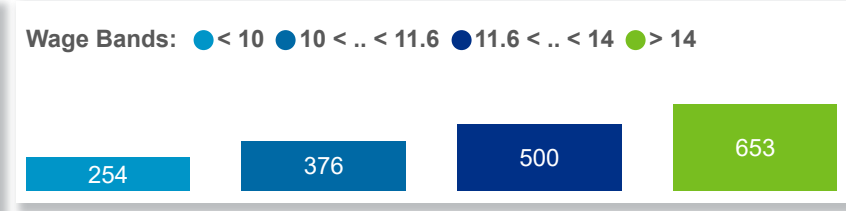
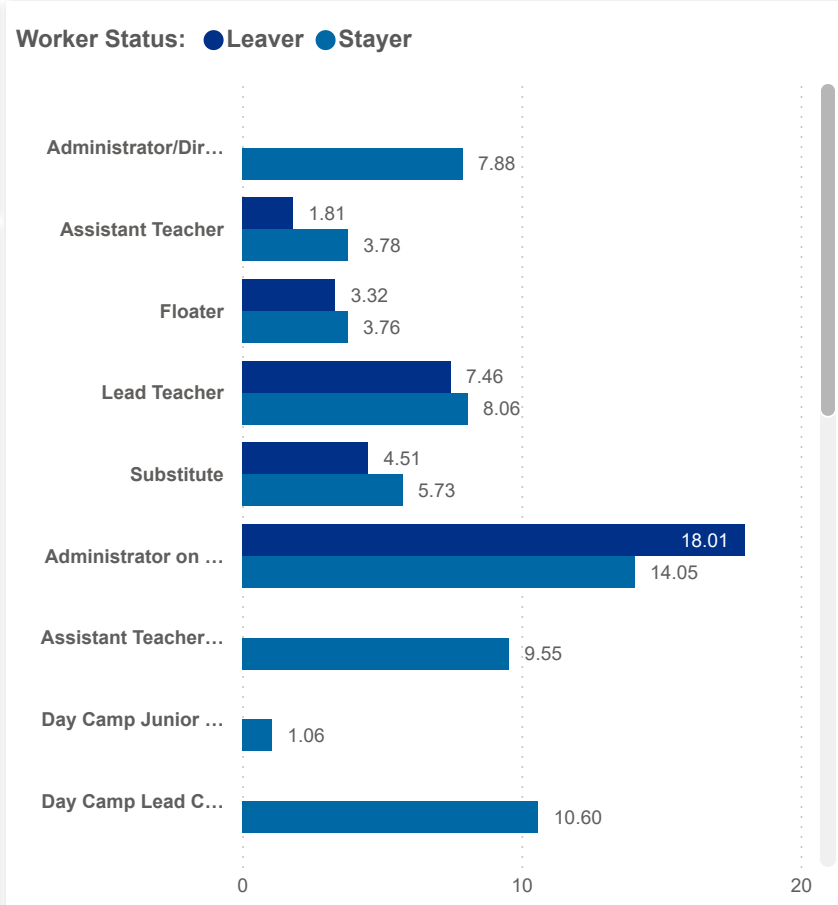
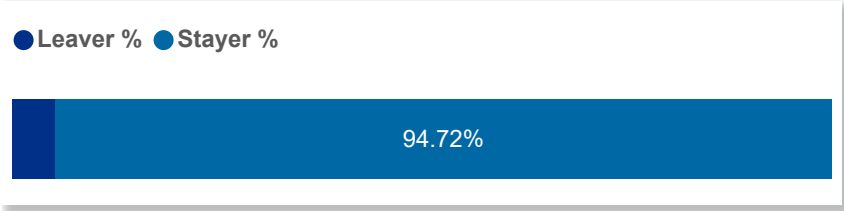


Date: Program Type: Job Title: Teacher Age Group: Education: TEACH Status:

Position Type: SUTQ Rating: Total Duration: Center Type: Publicly Funded: POWER Status:

SDA>County: Beale Code: Student Age Group: POWER Levels:

NUMBER OF WORKERS		AVG ECE DURATION (In Years)		HOURLY WAGE BANDS (USD)	
TOTAL LEAVER	TOTAL STAYER	LEAVER	STAYER	LEAVER (Hourly Wage MED)	STAYER (Hourly Wage MED)
190	3,406	4.43	6.93	15.00	15.00





Date: Program Type: Job Title: Teacher Age Group: Education: TEACH Status:

Date: Position Type: SUTQ Rating: Total Duration: Center Type: Publicly Funded: TEACH Models:

SDA>County: Total Duration: Beale Code: Student Age Group: POWER Status: POWER Levels:

NUMBER OF WORKERS

AVG ECE DURATION (In Years)

HOURLY WAGE BANDS (USD)

LEAVER

STAYER

5.28%

94.72%

LEAVER

STAYER

4.43

6.93

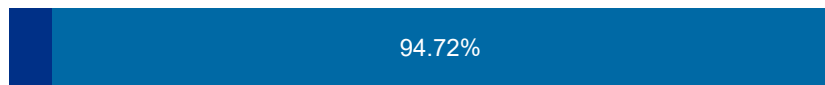
LEAVER (Hourly Wage MED)

STAYER (Hourly Wage MED)

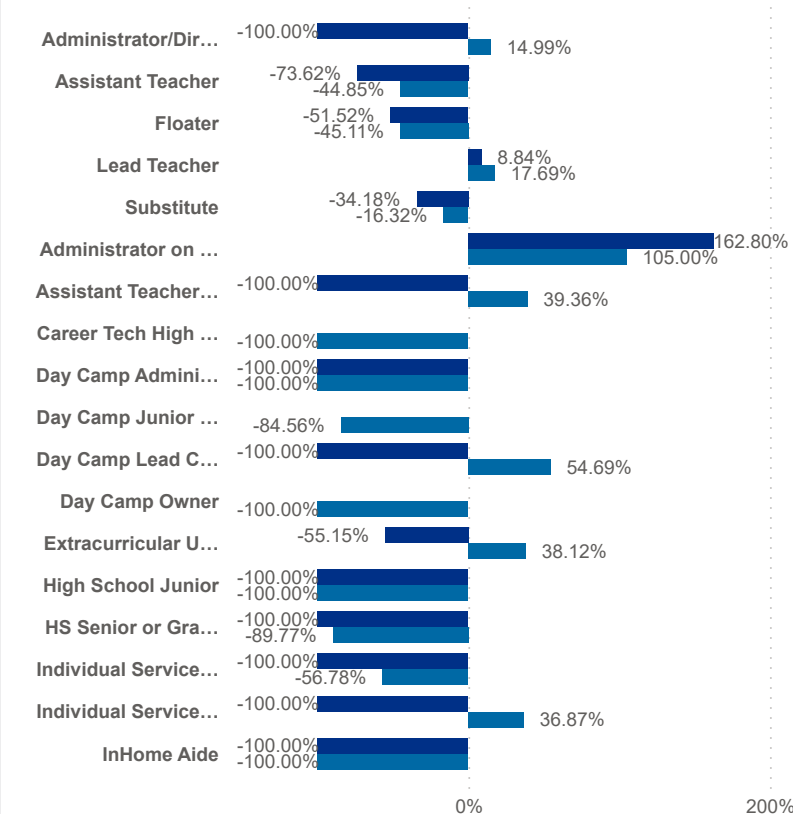
15.00

15.00

Leaver % Stayer %



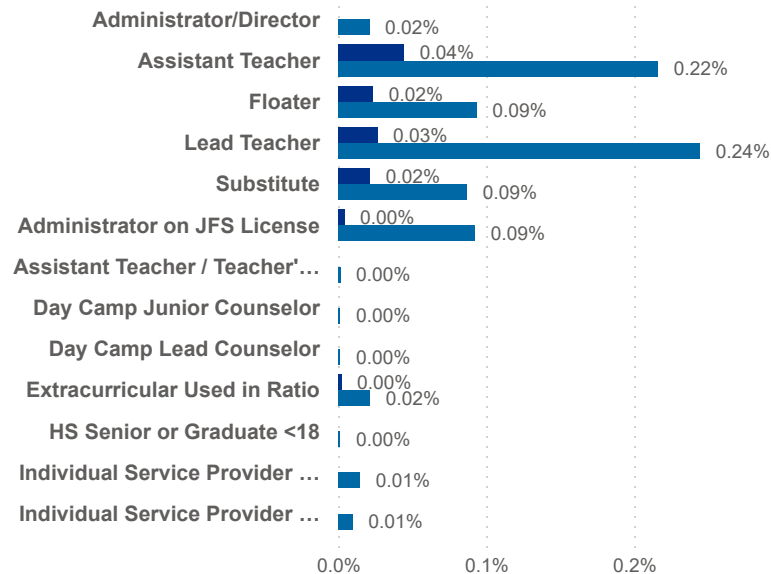
Worker Status: Leaver Stayer



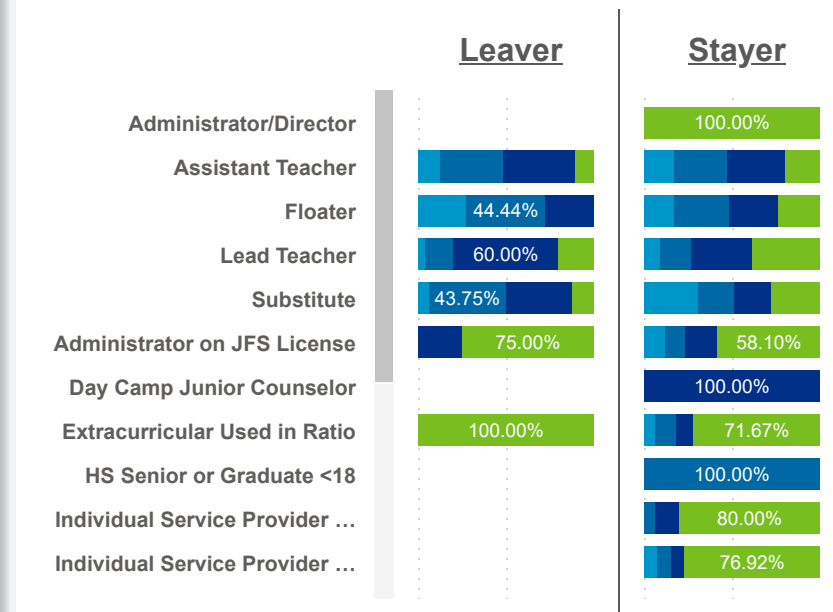
Wage Bands: < 10 10 < .. < 11.6 11.6 < .. < 14 > 14



Worker Status: Leaver Stayer



Wage Bands: < 10 10 < .. < 11.6 11.6 < .. < 14 > 14





Date: Program Type:
 Job Title: Teacher Age Group: Education: TEACH Status:

Date: Position Type:
 SUTQ Rating: Total Duration: Center Type: Publicly Funded: POWER Status:

SDA>County: Beale Code: Student Age Group: POWER Levels:

LEAVER (Avg Career Duration)

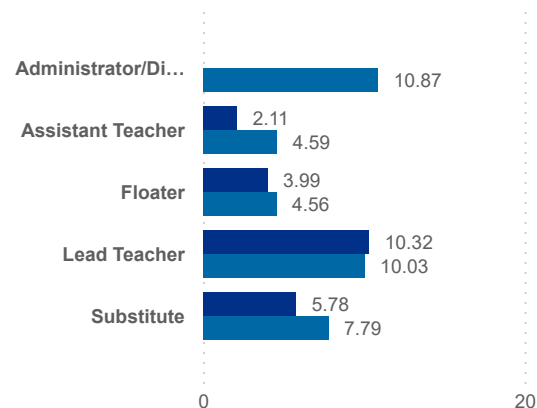
5.96

STAYER (Avg Career Duration)

10.19

Avg Career Duration by Job Title

Worker Status: Leaver Stayer



County	Job Title	Longest Serving Profile	\$ / hr	Seniority	Workload	Star Rating (me)
Erie	Administrator/Director	2.19		Early	7.83	
Huron	Administrator/Director	3.47		Early	6.56	
Lorain	Administrator/Director	2.09		Early	9.33	
Sandusky	Administrator/Director	2.15		Early	5.25	
Seneca	Administrator/Director	1.42		Early	8.40	
Huron	Administrator/Director	2.67	19.49	Early	7.25	
Huron	Administrator/Director	1.75	30.00	Early	5.50	
Lorain	Administrator/Director	4.75	30.00	Early	6.25	
Erie	Administrator/Director	5.73		Mid	6.08	
Huron	Administrator/Director	2.22		Mid	3.77	
Lorain	Administrator/Director	6.12		Mid	9.67	

TOTAL STAYER

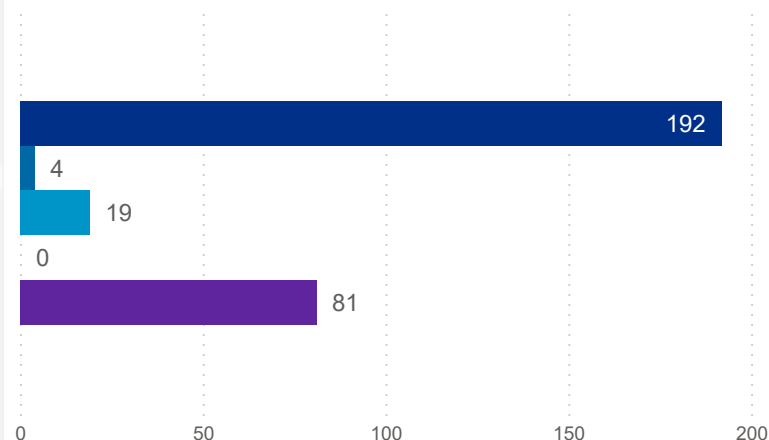
3,406

STAYER (Promotion)

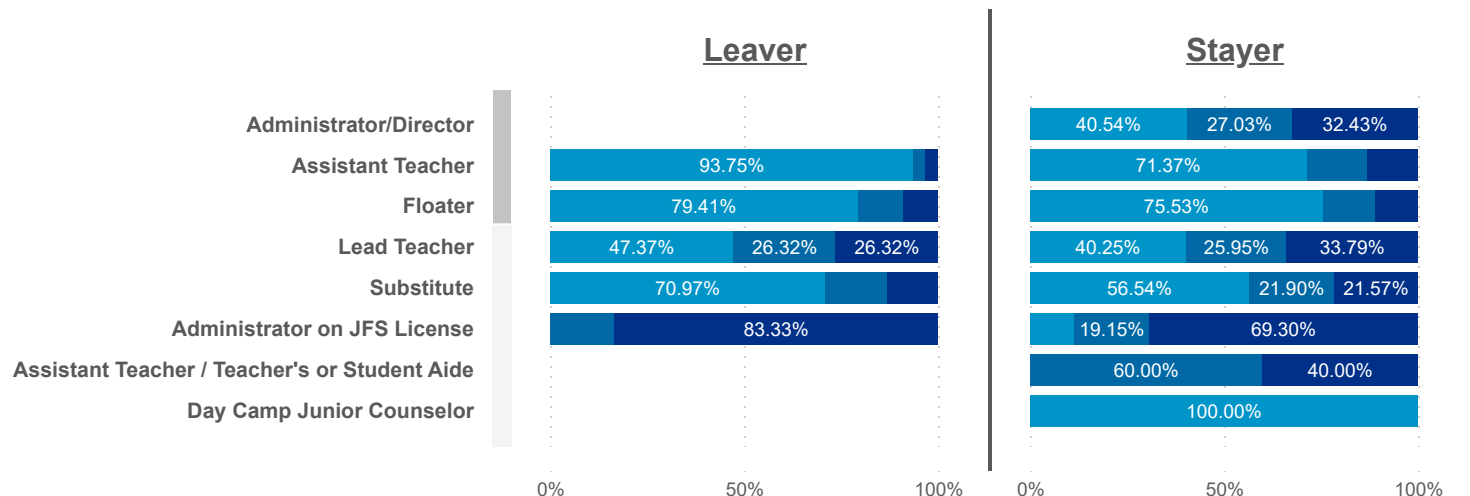
19

Turnover Reasons

Churn Internal Promotion Seasonal Transfer



Seniority: Early Mid Senior





Date: Program Type:
 Job Title: Teacher Age Group: Education: TEACH Status:

Date: Position Type:
 SUTQ Rating: Total Duration: Center Type: Publicly Funded: POWER Status:

SDA>County: Beale Code: Student Age Group: POWER Levels:

LEAVER (Avg Career Duration)

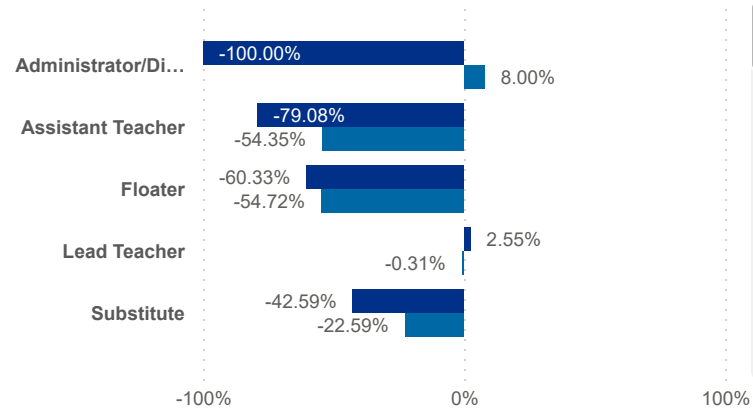
5.96

STAYER (Avg Career Duration)

10.19

Avg Career Duration by Job Title vs Mean

Worker Status: ● Leaver ● Stayer



County	Job Title	Longest Serving Profile	\$ / hr	Seniority	Workload	Star Rating (mean)
Seneca	Cook	0.11		Early	5.00	2.0
Lorain	Individual Service Provider Not Used in Ratio	0.16	13.40	Early	6.38	2.0
Huron	Assistant Teacher	0.17	10.45	Early	8.70	1.0
Lorain	Assistant Teacher	0.19	13.23	Early	3.57	2.0
Lorain	Assistant Teacher	0.19	17.20	Early	3.57	2.0
Huron	Floater	0.20	11.00	Early	6.46	2.0
Lorain	Floater	0.20	14.00	Senior	5.89	2.0
Lorain	Cook	0.21		Mid	9.98	2.3
Erie	Program Management Not Used in Ratio	0.21	12.95	Senior	7.56	0.0
Lorain	Assistant Teacher	0.22	16.50	Early	7.64	1.0

TOTAL STAYER

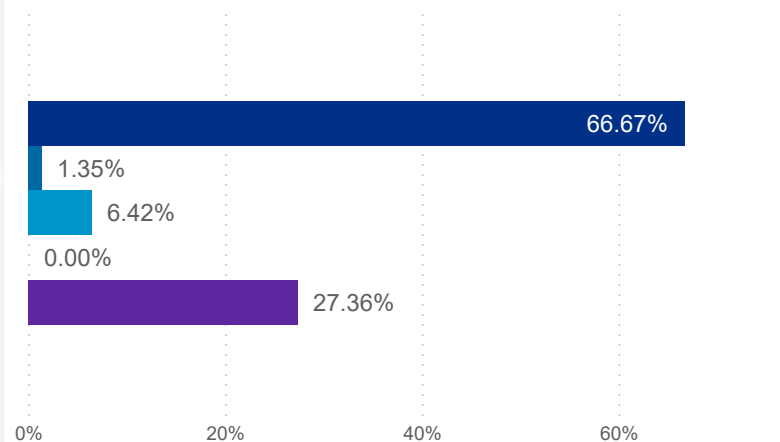
3,406

STAYER (Promotion)

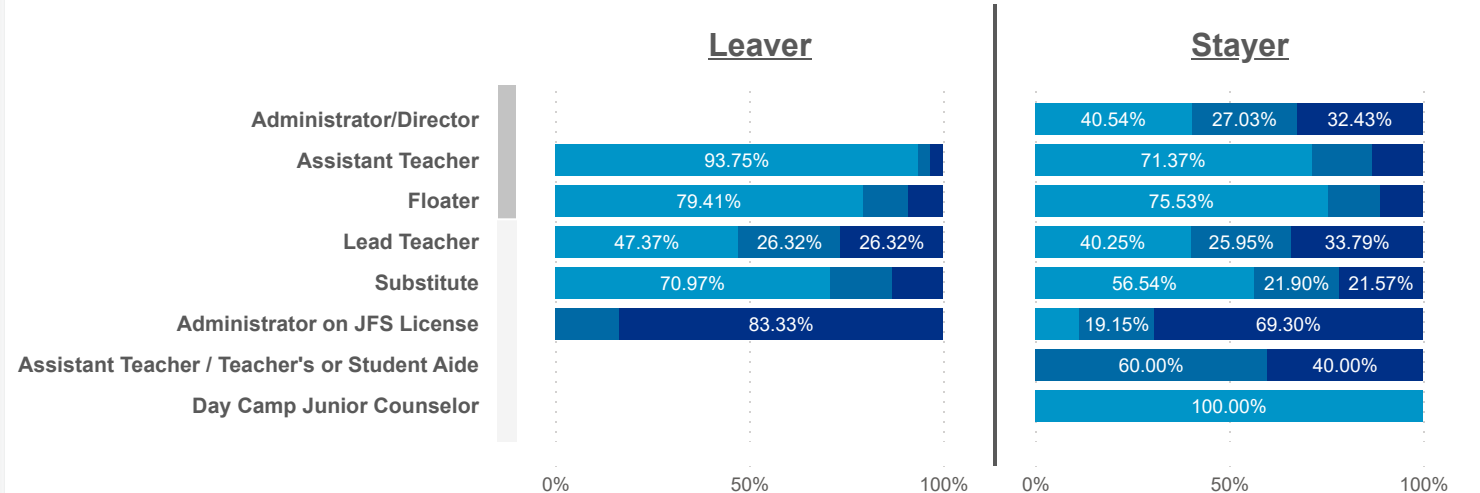
19

Turnover Reasons

● Churn ● Internal ● Promotion ● Seasonal ● Transfer



Seniority: ● Early ● Mid ● Senior



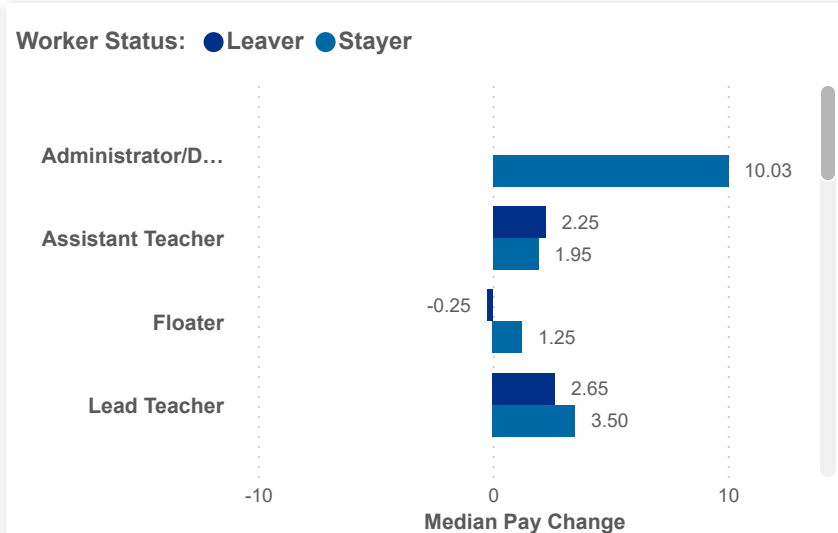
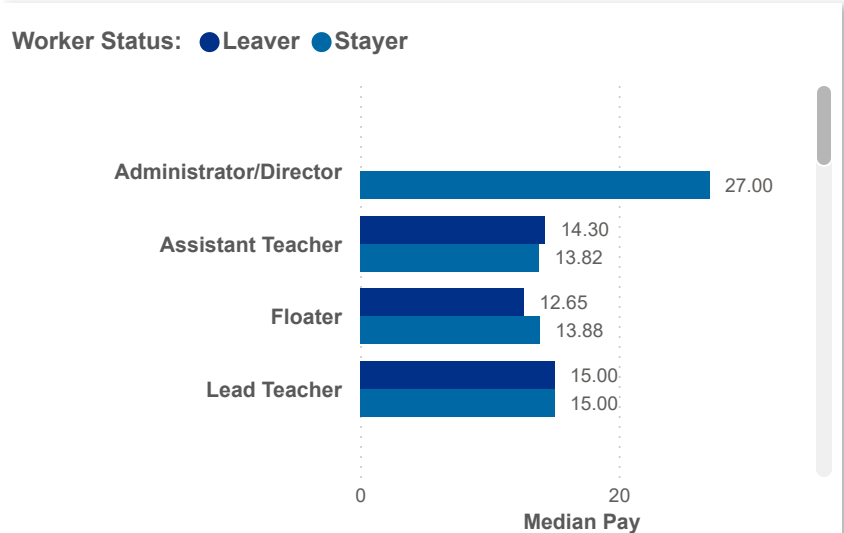
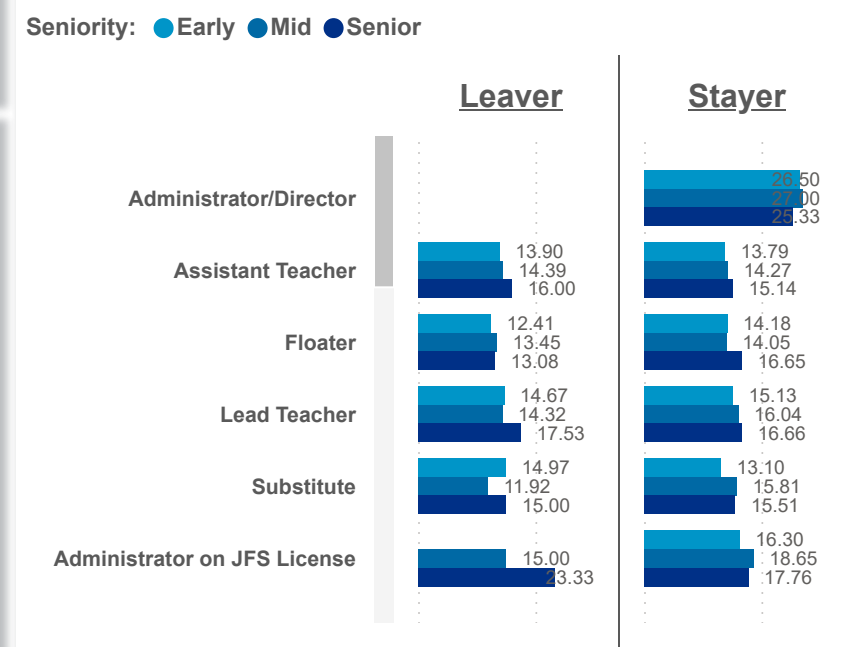
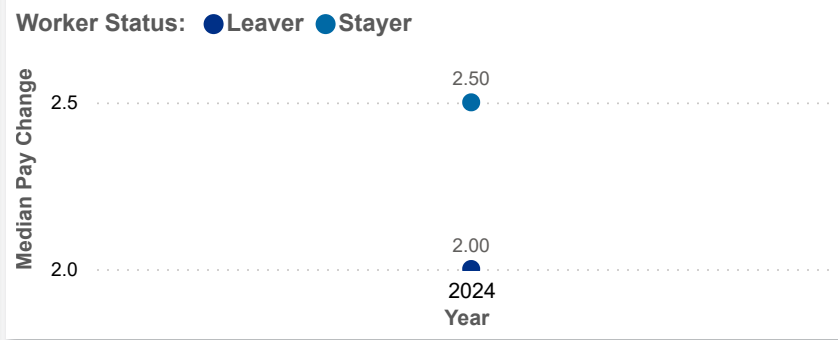
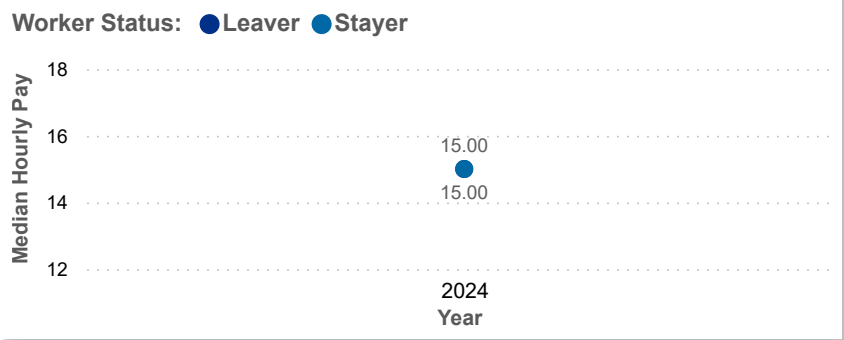
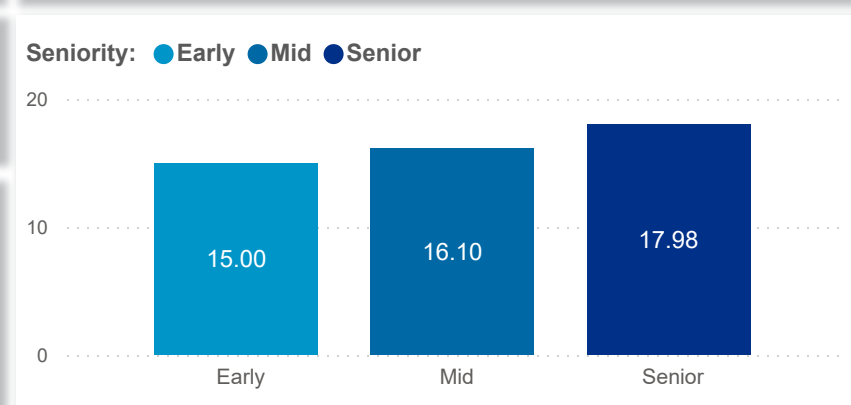


Date: Program Type: Job Title: Teacher Age Group: Education: TEACH Status:
 Position Type: Credential: TEACH Models:
 SDA>County: SUTQ Rating: Total Duration: Center Type: Publicly Funded: POWER Status:
 Beale Code: Student Age Group: POWER Levels:

PAY MEDIAN (USD)

PAY PROGRESSION (USD)

PAY & CAREER SENIORITY (USD)





Date: Program Type: Job Title: Teacher Age Group: Education: TEACH Status:
 Position Type: SUTQ Rating: Total Duration: Center Type: Publicly Funded: POWER Status:
 SDA>County: Beale Code: Student Age Group: POWER Levels:

PAY MEDIAN (USD)

LEAVER

15.00

STAYER

15.00

PAY PROGRESSION (USD)

LEAVER

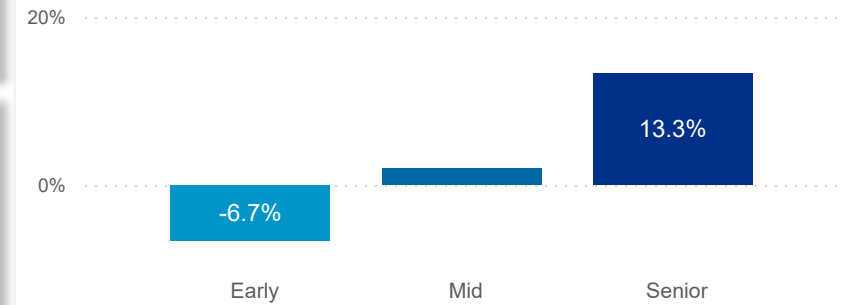
0.41

STAYER

0.57

PAY & CAREER SENIORITY (USD)

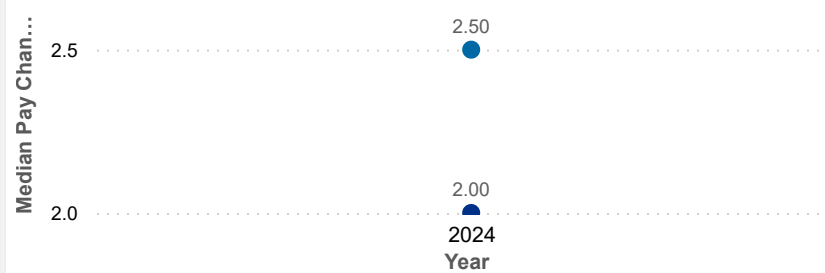
Seniority: ● Early ● Mid ● Senior



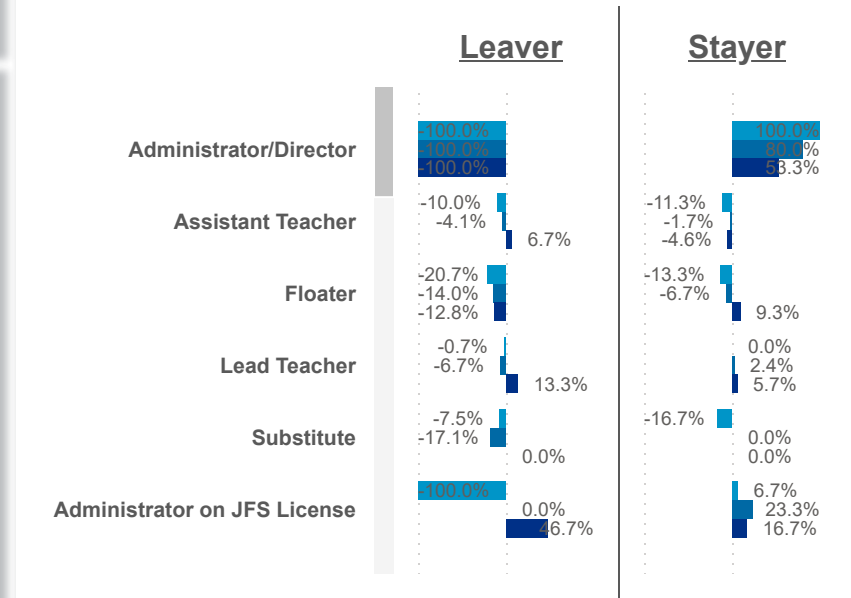
Worker Status: ● Leaver ● Stayer



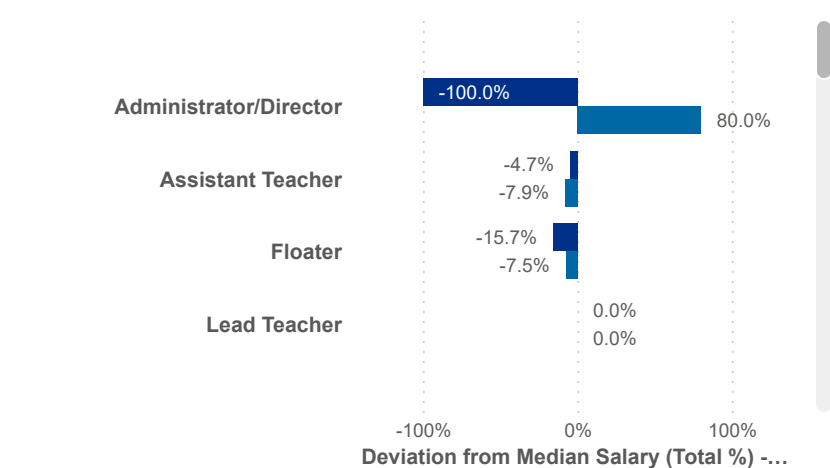
Worker Status: ● Leaver ● Stayer



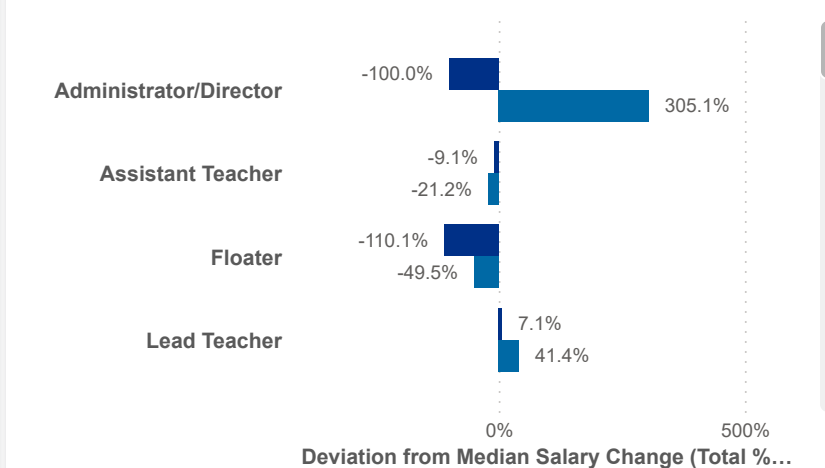
Seniority: ● Early ● Mid ● Senior



Worker Status: ● Leaver ● Stayer



Worker Status: ● Leaver ● Stayer





Date: Program Type:
 Job Title: Teacher Age Group: Education: TEACH Status:

Position Type:
 SUTQ Rating: Total Duration: Center Type: Publicly Funded: POWER Status:

SDA>County: Beale Code: Student Age Group: POWER Levels:

Workload Median (Total)

6.00

Workload Median (Leaver)

6.28

Workload Median (Stayer)

6.00

Star Rating Mean (Total)

1.8

Star Rating Mean (Leaver)

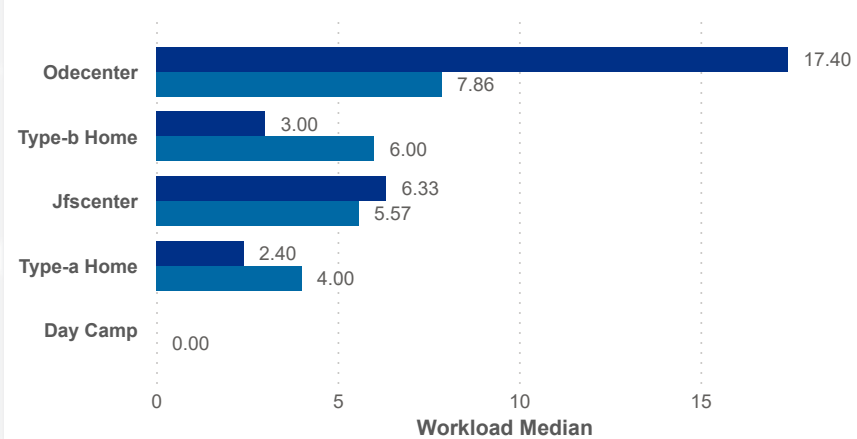
1.4

Star Rating Mean (Stayer)

1.8

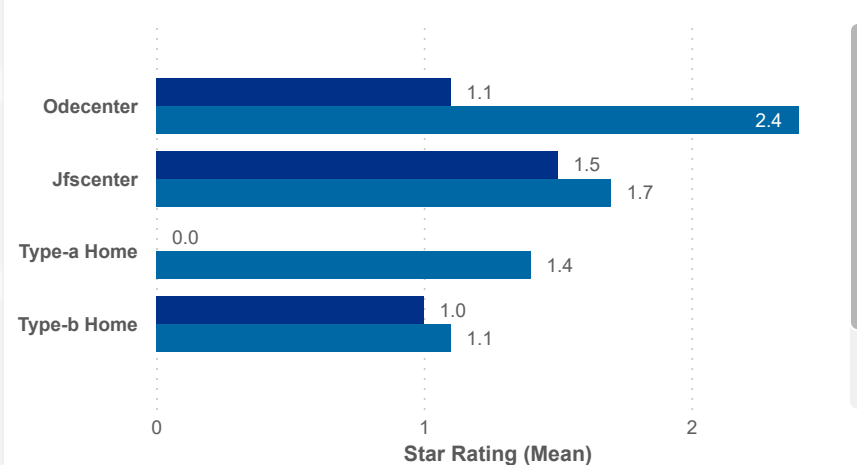
Workload Median

Worker status ● Leaver ● Stayer



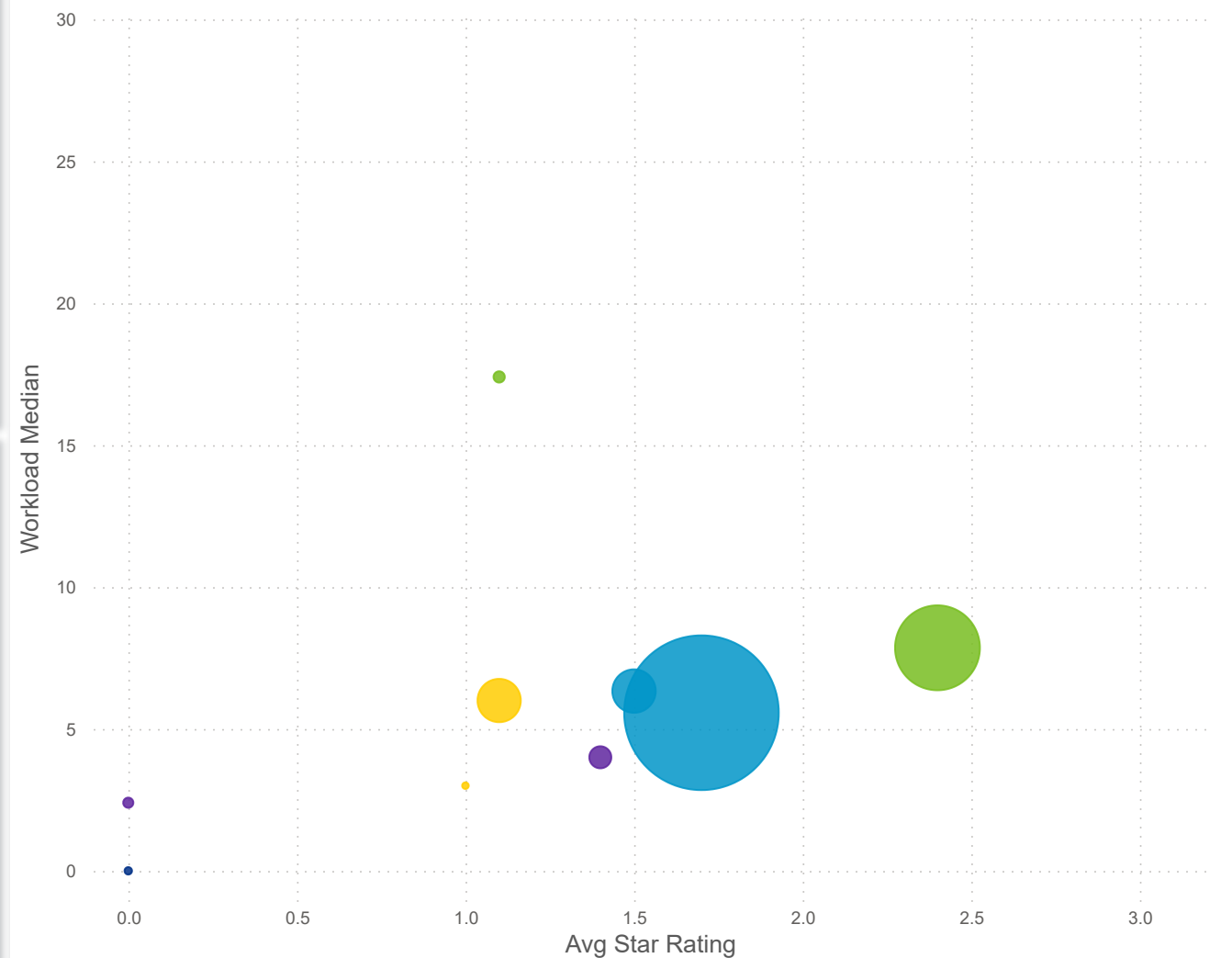
Star Rating Mean

Worker status ● Leaver ● Stayer



Star Rating Mean, Workload Median, and Number of Users by Worker Status and Center Type

Center Type: ● Day Camp ● Jfscenter ● Odecenter ● Type-a Home ● Type-b Home





Date: Program Type:
 Job Title: Teacher Age Group: Education: TEACH Status:

Date: Position Type:
 Center Type: Publicly Funded: POWER Status:

SDA>County: STUQ Rating: Total Duration:
 Beale Code: Student Age Group: POWER Levels:

Workload Median (Total)

6.00

Workload Median (Leaver)

6.28

Workload Median (Stayer)

6.00

Star Rating Mean (Total)

1.8

Star Rating Mean (Leaver)

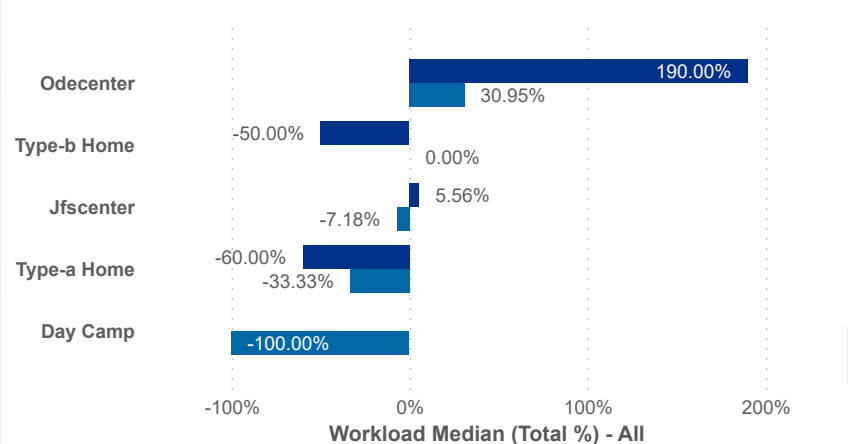
1.4

Star Rating Mean (Stayer)

1.8

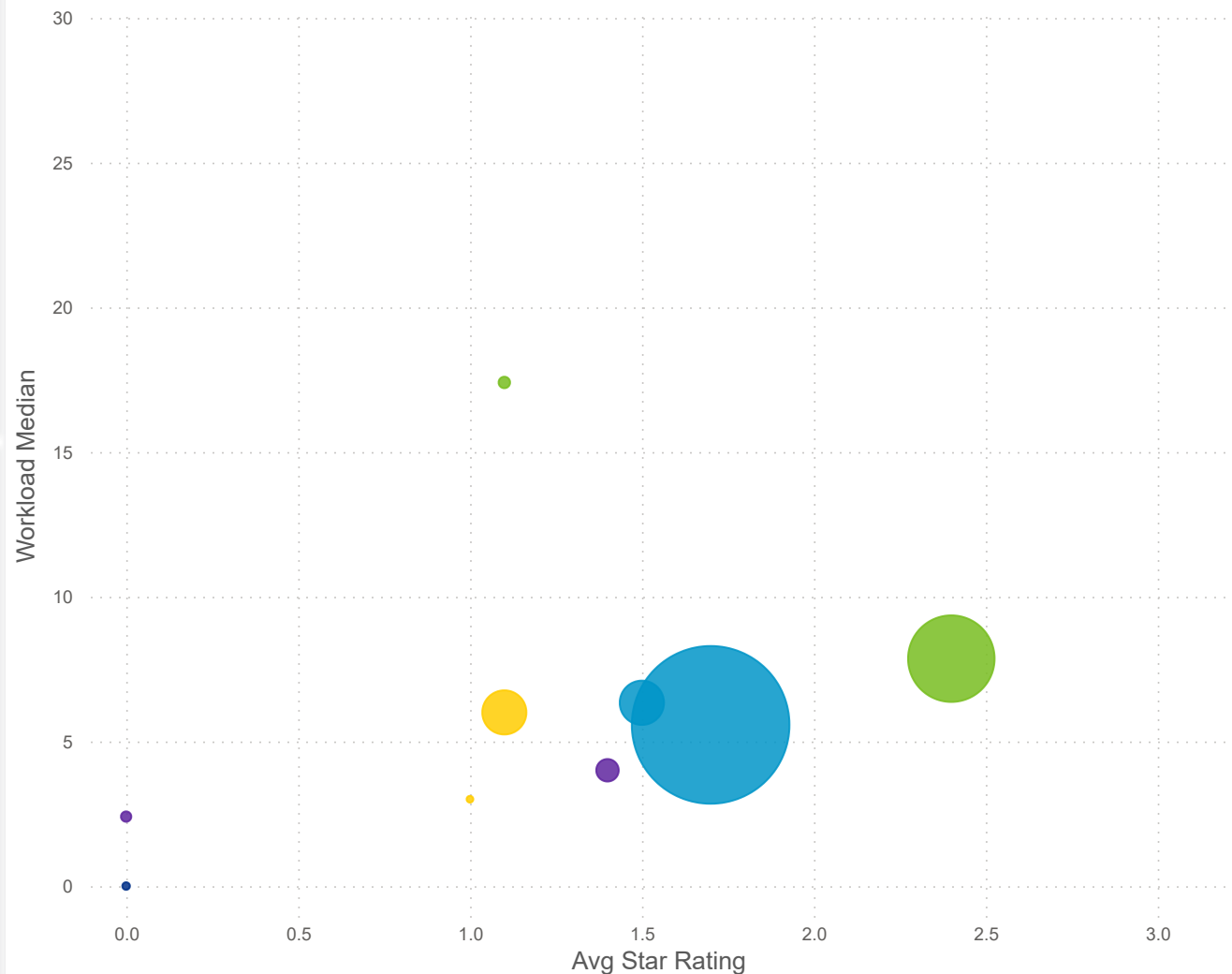
Workload Median (Total %)

Worker status ● Leaver ● Stayer



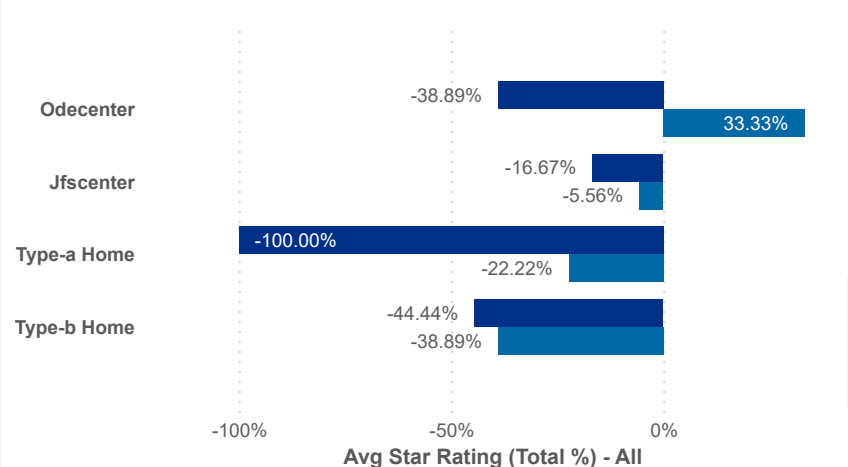
Star Rating Mean, Workload Median, and Number of Users by Worker Status and Center Type

Center Type: ● Day Camp ● Jfscenter ● Odecenter ● Type-a Home ● Type-b Home



Star Rating Mean (Total %)

Worker status ● Leaver ● Stayer





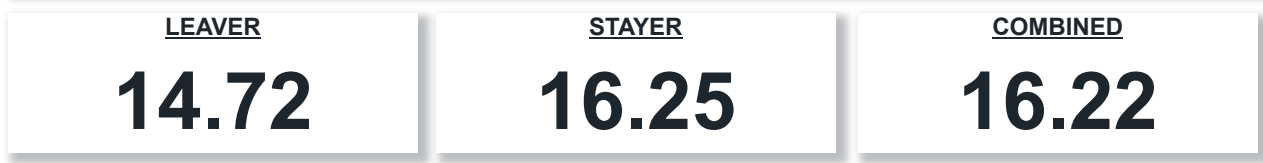
Date: 202404 Program Type: Multiple select... Job Title: All Teacher Age Group: All Education: All TEACH Status: All

202406 Position Type: All Credential: All TEACH Models: All

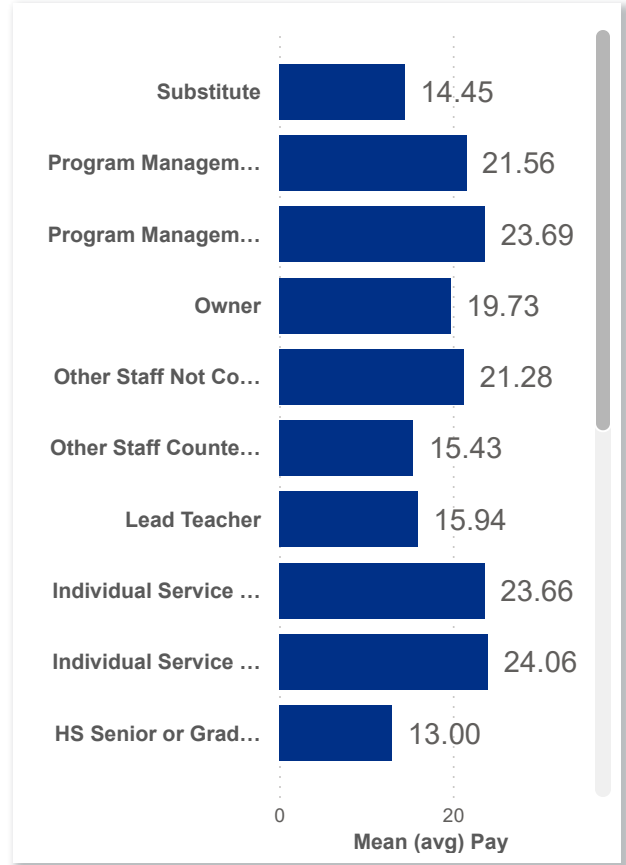
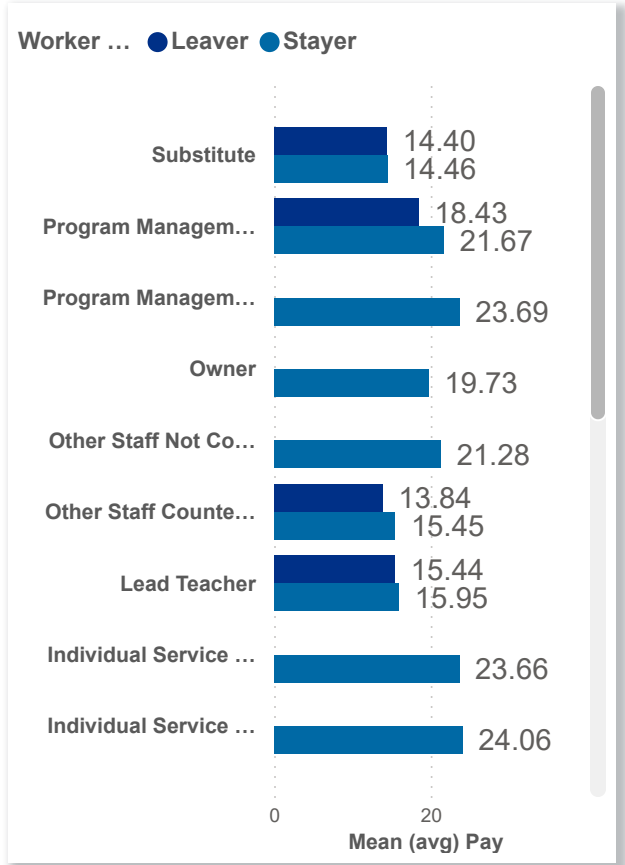
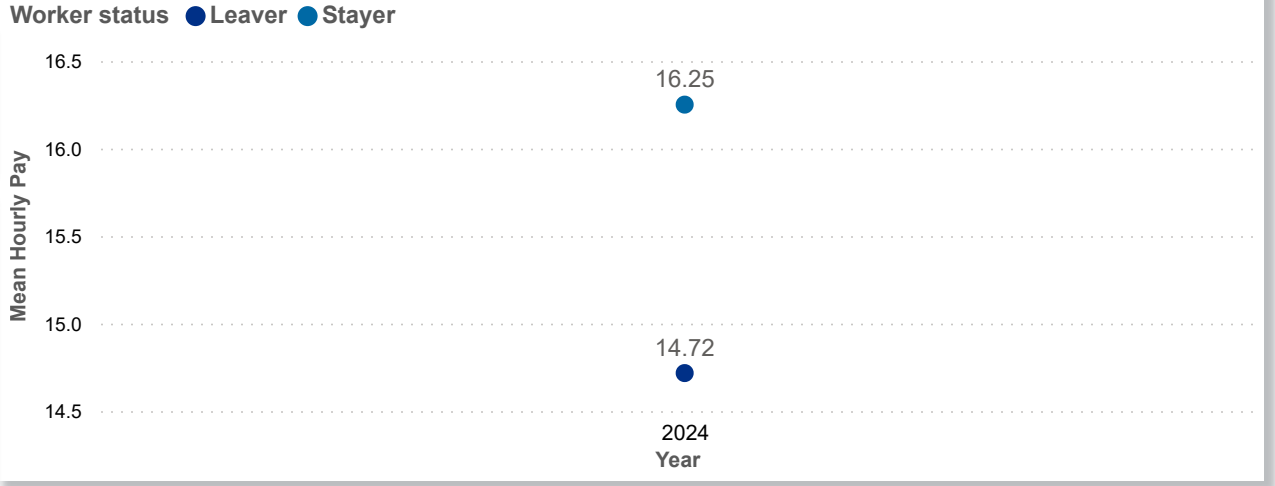
SDA>County: SDA 2 SUTQ Rating: All Total Duration: 0.00 Center Type: Multiple select... Publicly Funded: All POWER Status: All

100.00 Beale Code: All Student Age Group: All POWER Levels: All

PAY MEAN (USD)



Salary Mean by Year and Worker Status



Combined Salary Mean by Year and Worker Status

