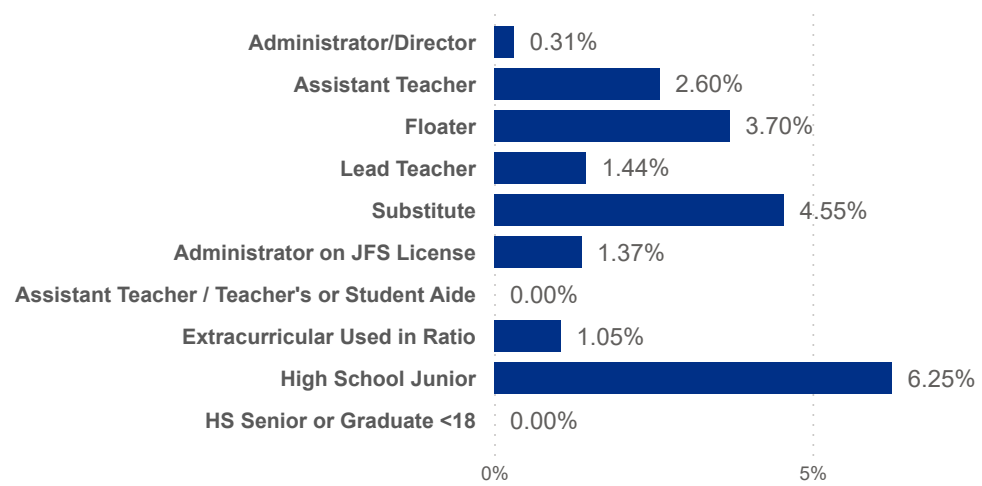




Date: Program Type: Job Title: Teacher Age Group: Education: TEACH Status:
 Position Type: SUTQ Rating: Total Duration: Center Type: Publicly Funded: POWER Status:
 SDA>County: Beale Code: Student Age Group: POWER Levels:

Avg Monthly Turnover Rates by Job Title



Avg Monthly Turnover

2.17%

Adjusted Workers

2,981

Total Leaver

150

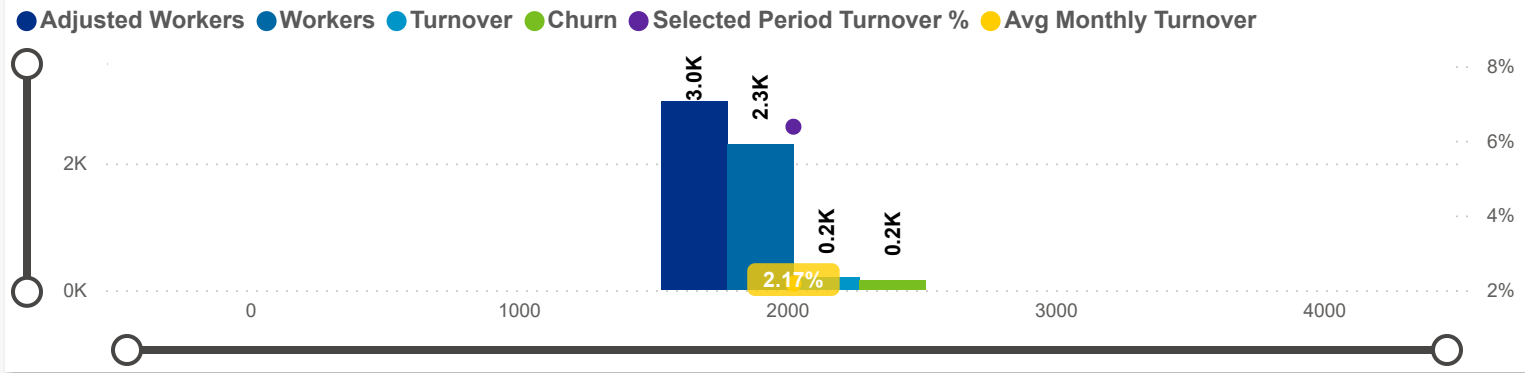
Total Stayer

2,831

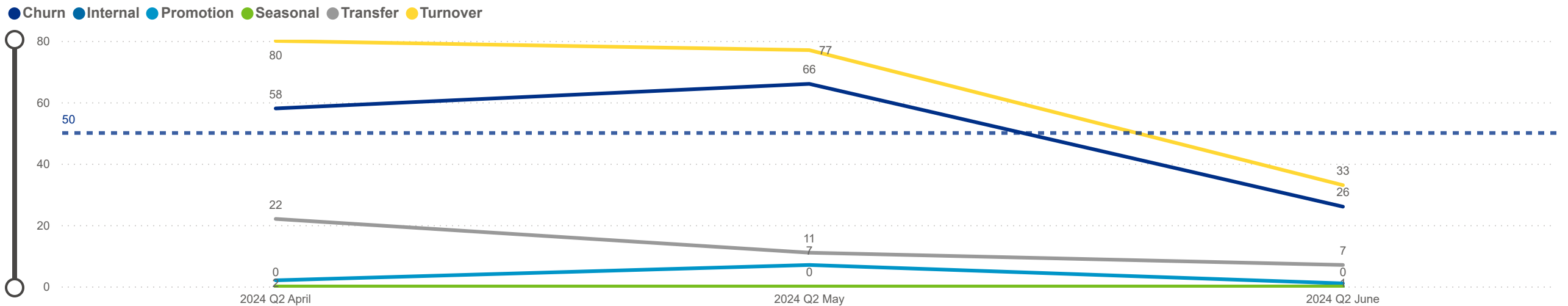
Sel Period Turnover

6.37%

Avg Monthly Turnover and Number of Workers



Categorization by Time Series

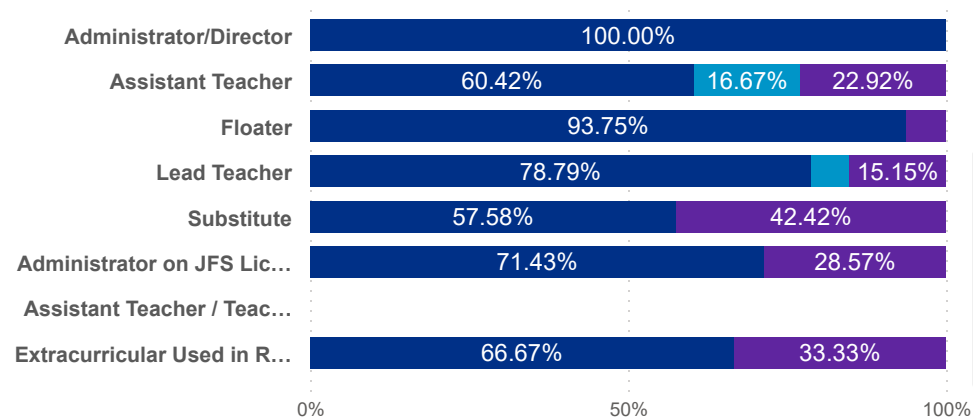




Date: Program Type: Job Title: Teacher Age Group: Education: TEACH Status:
 Position Type: SUTQ Rating: Total Duration: Center Type: Publicly Funded: POWER Status:
 SDA>County: Beale Code: Student Age Group: POWER Levels:

Job Change Reasons by Job Title

● Churn ● Internal ● Promotion ● Seasonal ● Transfer



Avg Monthly Churn

1.71%

Adjusted Workers

2,981

Workload Median

4.62

Pay Median USD / hr

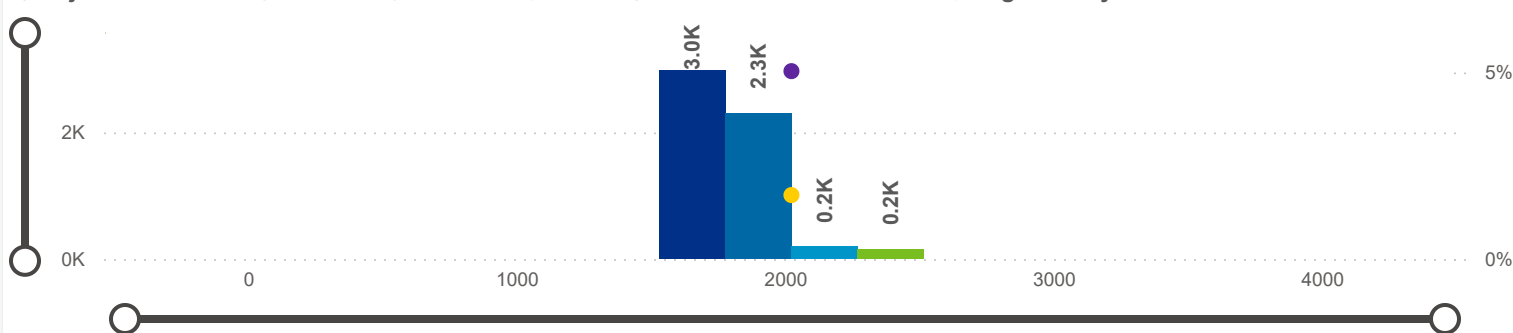
15.00

Avg ECE Duration

6.31

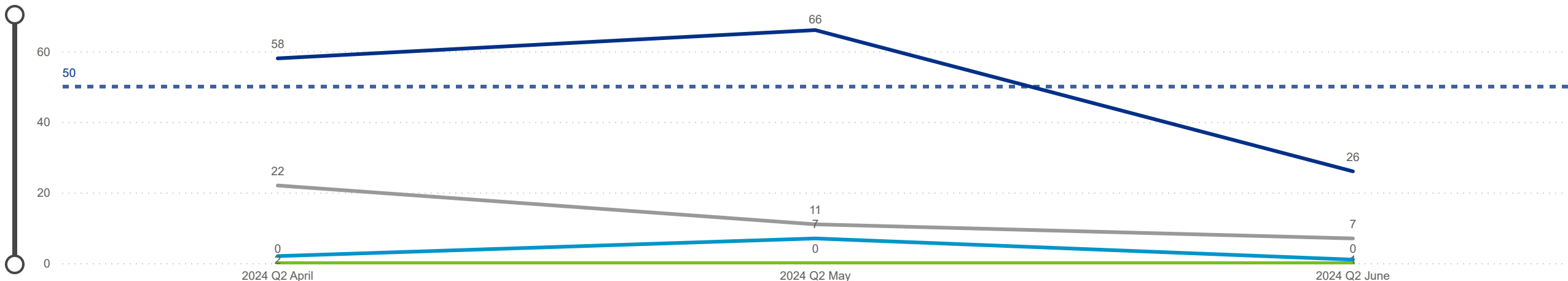
Avg Monthly Churn and Number of Workers

● Adjusted Workers ● Workers ● Turnover ● Churn ● Selected Period Churn % ● Avg Monthly Churn



Categorization by Time Series

● Churn ● Internal ● Promotion ● Seasonal ● Transfer



Date: 202404 | Program Type: Multiple select... | Job Title: All | Teacher Age Group: All | Education: All | TEACH Status: All
 202406 | Position Type: All | SUTQ Rating: All | Total Duration: 0.00 | Center Type: Multiple select... | Publicly Funded: All | POWER Status: All
 SDA>County: SDA 11 | Beale Code: All | Student Age Group: All | POWER Levels: All

Low Leaver % | High Leaver %

ADJUSTED WORKERS

2,981

TOTAL LEAVER

150

TOTAL STAYER

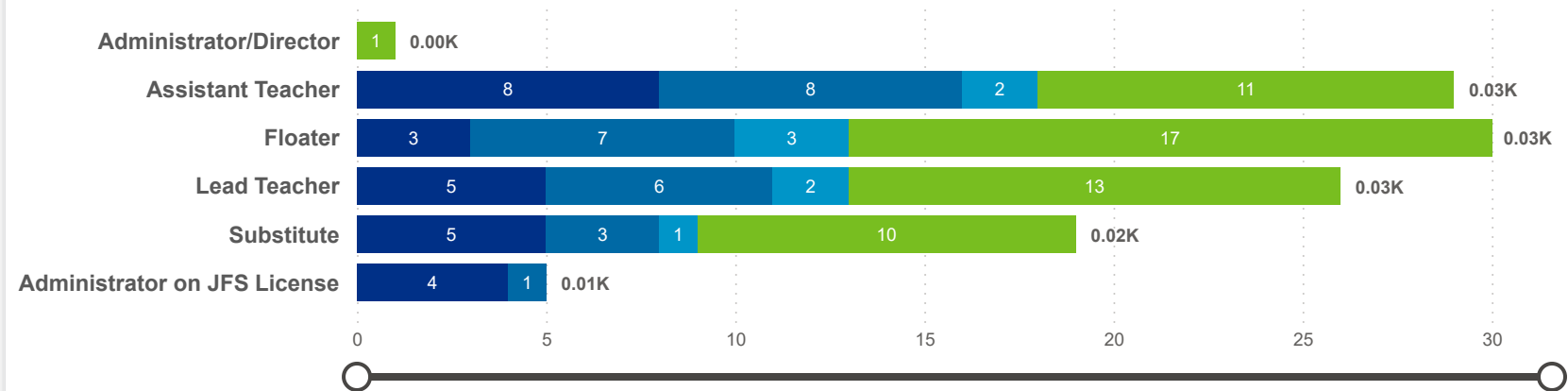
2,831

SELECTED PERIOD CHURN %

5.03%

Leaver by Job Title and Star Rating

SUTQ Rating (1=Br; 2=Sil; 3=Gld) ● 0 ● 1 ● 2 ● 3



To display Azure Maps visuals, sign in.

County	Adjusted Workers	Workers	Workers %	Total Leaver	Total Stayer	Selected Period Churn %	Stayer %	Avg Monthly Churn	Selected Period Turnover %	Avg Monthly Turnover	Workload Median	Avg Star Rating
Scioto OH	574	385	16.72%	43	531	7.49%	92.51%	2.56%	9.06%	3.10%	2.42	1.9
Ross OH	461	374	16.24%	40	421	8.68%	91.32%	3.06%	10.63%	3.74%	5.40	2.0
Pike OH	208	127	5.51%	22	186	10.58%	89.42%	3.71%	12.02%	4.22%	4.00	2.2
Highland OH	249	189	8.21%	13	236	5.22%	94.78%	1.79%	7.23%	2.48%	3.52	2.5
Gallia OH	252	221	9.60%	12	240	4.76%	95.24%	1.59%	5.16%	1.72%	8.33	1.1
Lawrence OH	422	384	16.67%	9	413	2.13%	97.87%	0.71%	2.37%	0.79%	5.45	2.2
Jackson OH	288	256	11.12%	7	281	2.43%	97.57%	0.81%	3.13%	1.04%	6.00	1.4
Brown OH	238	149	6.47%	3	235	1.26%	98.74%	0.43%	4.20%	1.43%	4.08	1.7
Meigs OH	69	60	2.61%	1	68	1.45%	98.55%	0.48%	1.45%	0.48%	5.50	1.6
Adams OH	130	94	4.08%		130		100.00%	0.00%	2.31%	0.78%	4.83	2.1
Total	2,981	2,303	100.00%	150	2,831	5.03%	94.97%	1.71%	6.37%	2.17%	4.62	1.8

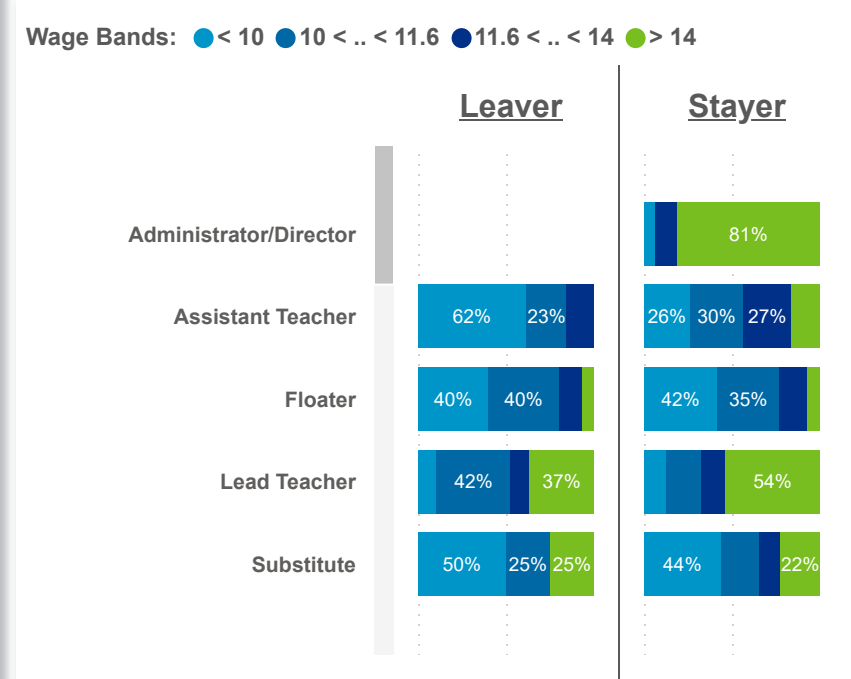
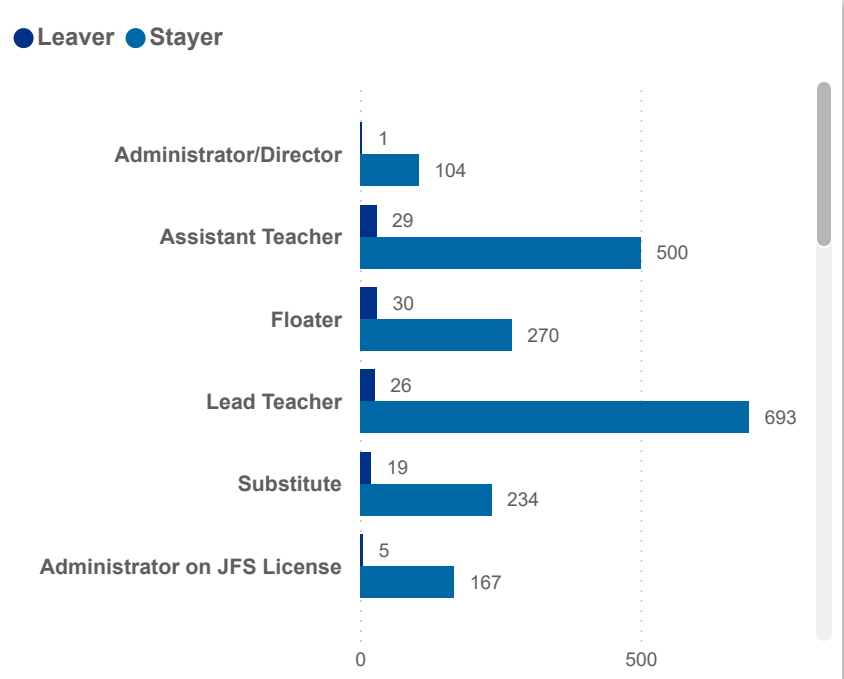
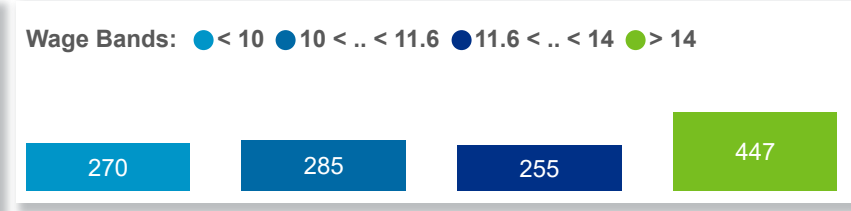
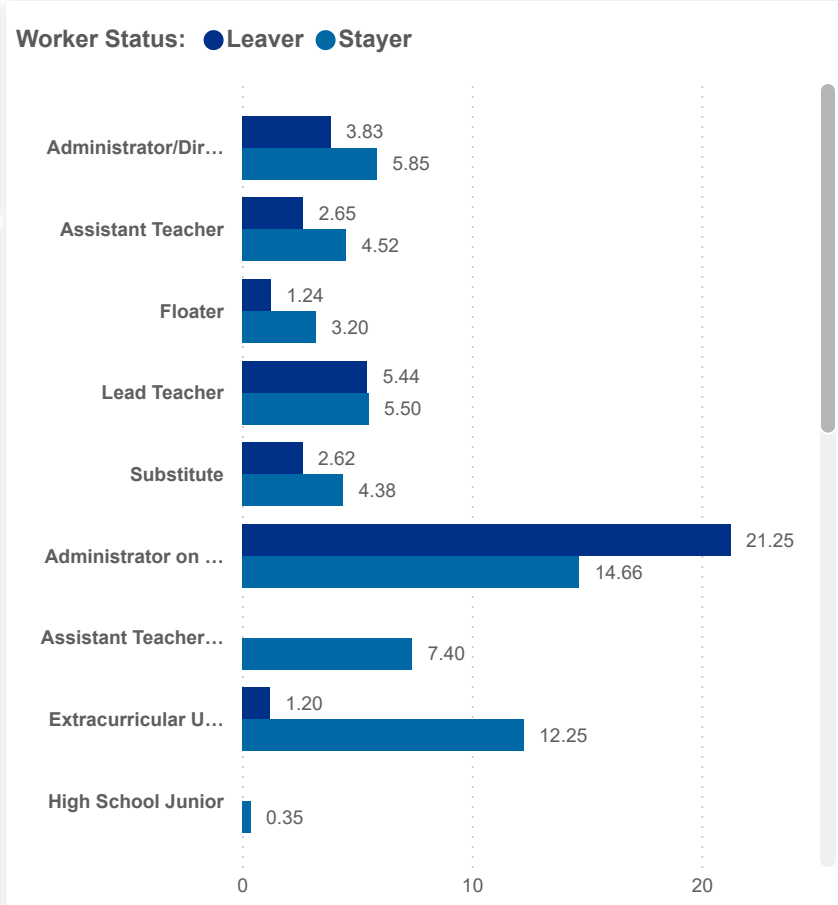



Date: 202404 | Program Type: Multiple select... | Job Title: All | Teacher Age Group: All | Education: All | TEACH Status: All

202406 | Position Type: All | SUTQ Rating: All | Total Duration: 0.00 | Center Type: Multiple select... | Publicly Funded: All | POWER Status: All

SDA>County: SDA 11 | Beale Code: All | Student Age Group: All | POWER Levels: All

NUMBER OF WORKERS		AVG ECE DURATION (In Years)		HOURLY WAGE BANDS (USD)	
TOTAL LEAVER	TOTAL STAYER	LEAVER	STAYER	LEAVER (Hourly Wage MED)	STAYER (Hourly Wage MED)
150	2,831	3.75	6.39	12.50	15.00





Date: Program Type:
 Job Title: Teacher Age Group: Education: TEACH Status:

Date: Position Type:
 SUTQ Rating: Total Duration: Center Type: Publicly Funded: POWER Status:

SDA>County: Beale Code: Student Age Group: POWER Levels:

NUMBER OF WORKERS

AVG ECE DURATION (In Years)

HOURLY WAGE BANDS (USD)

LEAVER

STAYER

LEAVER

STAYER

LEAVER (Hourly Wage MED)

STAYER (Hourly Wage MED)

5.03%

94.97%

3.75

6.39

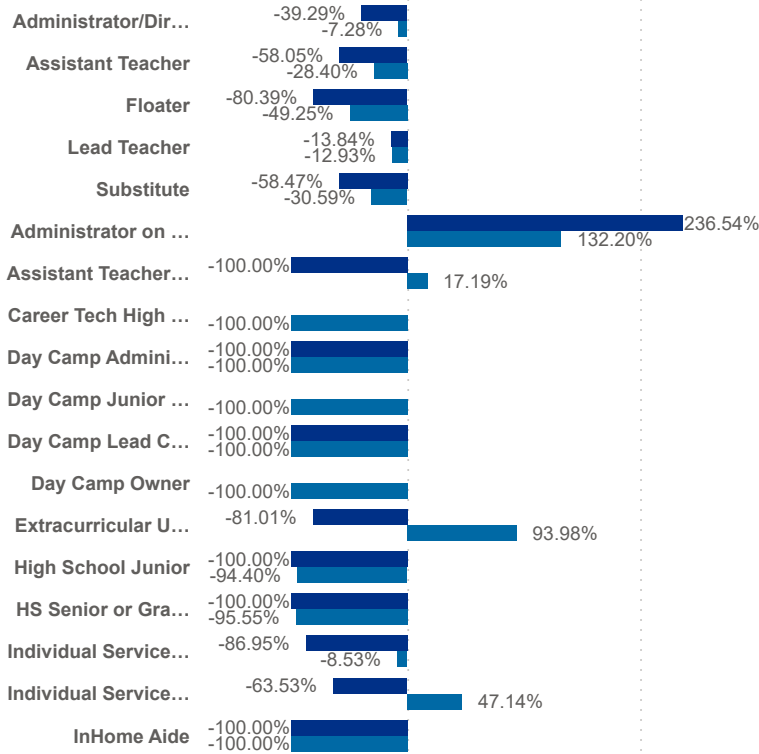
12.50

15.00

● Leaver % ● Stayer %

94.97%

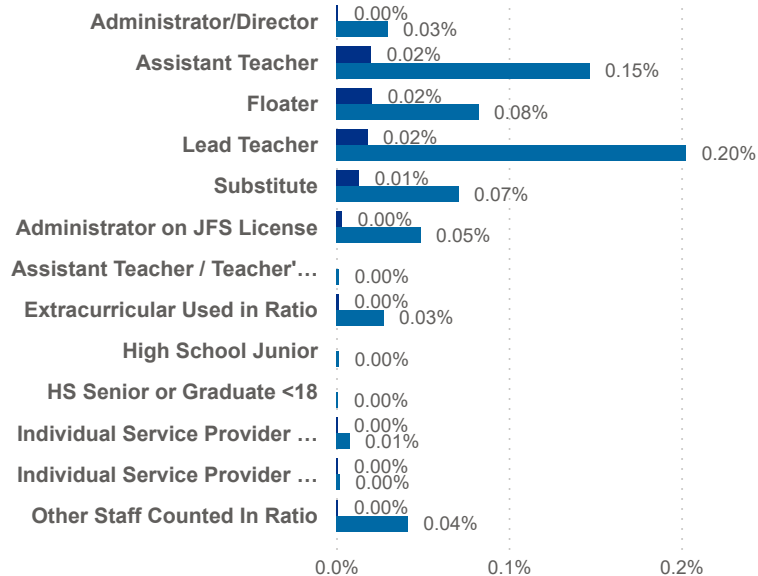
Worker Status: ● Leaver ● Stayer



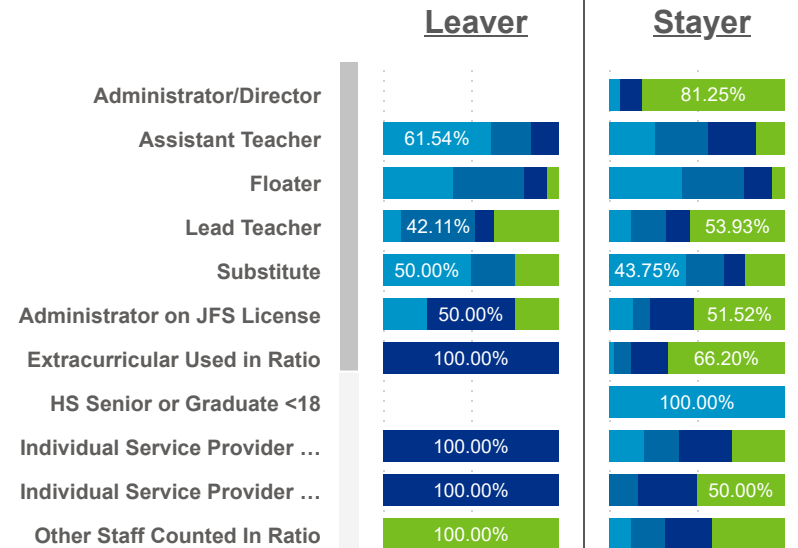
Wage Bands: ● < 10 ● 10 < .. < 11.6 ● 11.6 < .. < 14 ● > 14



Worker Status: ● Leaver ● Stayer



Wage Bands: ● < 10 ● 10 < .. < 11.6 ● 11.6 < .. < 14 ● > 14





Date: Program Type:
 Job Title: Teacher Age Group: Education: TEACH Status:

Date: Position Type:
 SUTQ Rating: Total Duration: Center Type: Publicly Funded: POWER Status:

SDA>County: Beale Code: Student Age Group: POWER Levels:

LEAVER (Avg Career Duration)

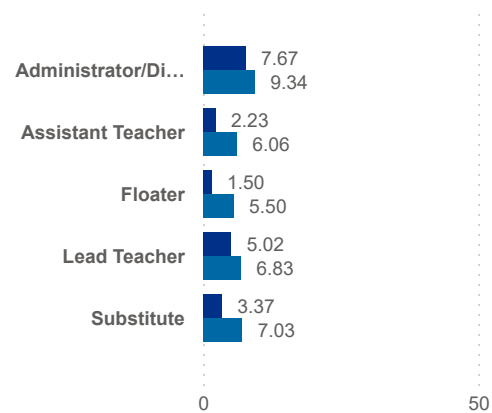
4.42

STAYER (Avg Career Duration)

12.96

Avg Career Duration by Job Title

Worker Status: ● Leaver ● Stayer



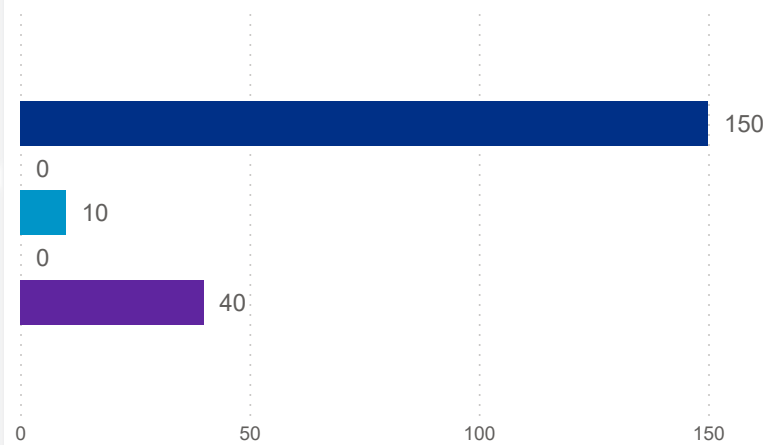
County	Job Title	Longest Serving Profile	\$ / hr	Seniority	Workload	Star Rating (mea
Adams	Administrator/Director	1.75		Early	5.69	
Brown	Administrator/Director	1.75		Early	4.44	
Gallia	Administrator/Director	2.45		Early	10.22	
Highland	Administrator/Director	2.30		Early	5.49	
Jackson	Administrator/Director	2.29		Early	7.90	
Lawrence	Administrator/Director	3.27		Early	13.14	
Meigs	Administrator/Director	1.66		Early	11.00	
Pike	Administrator/Director	1.08		Early	2.47	
Ross	Administrator/Director	3.41		Early	10.80	
Scioto	Administrator/Director	2.06		Early	17.50	
Vinton	Administrator/Director	1.57		Early	34.80	

TOTAL STAYER

2,831

Turnover Reasons

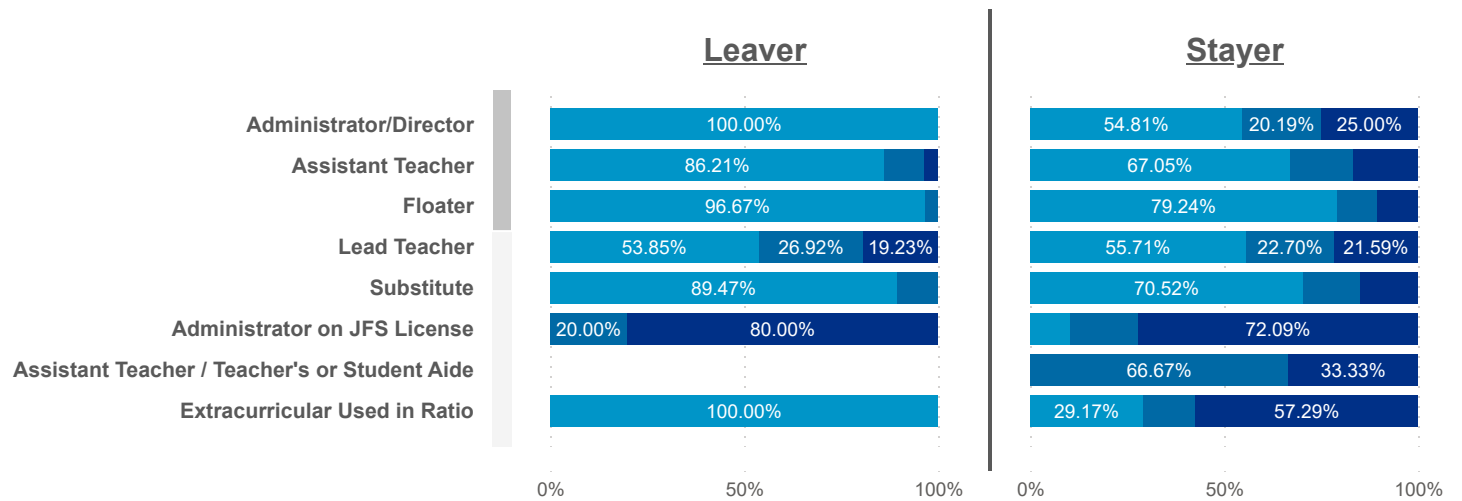
● Churn ● Internal ● Promotion ● Seasonal ● Transfer



STAYER (Promotion)

10

Seniority: ● Early ● Mid ● Senior





Date: Program Type:
 Job Title: Teacher Age Group: Education: TEACH Status:

Date: Position Type:
 SUTQ Rating: Total Duration: Center Type: Publicly Funded: POWER Status:

SDA>County: Beale Code: Student Age Group: POWER Levels:

LEAVER (Avg Career Duration)

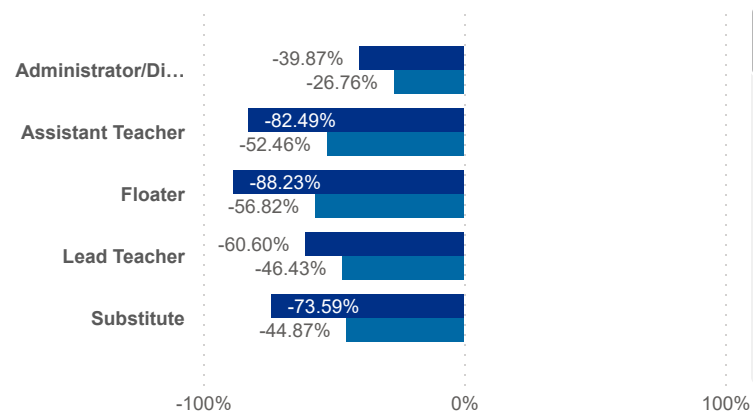
4.42

STAYER (Avg Career Duration)

12.96

Avg Career Duration by Job Title vs Mean

Worker Status: ● Leaver ● Stayer



County	Job Title	Longest Serving Profile	\$ / hr	Seniority	Workload	Star Rating (mean)
Pike	Assistant Teacher	0.10	10.45	Early	4.85	1.0
Brown	Floater	0.17	11.09	Senior	6.67	1.0
Brown	Assistant Teacher	0.18	10.45	Early	6.67	1.0
Jackson	Floater	0.18		Mid	5.85	3.0
Ross	Lead Teacher	0.19	13.00	Early	16.50	0.0
Scioto	Floater	0.21	11.90	Early	7.23	2.0
Ross	Extracurricular Used in Ratio	0.21	14.91	Early	3.77	3.0
Highland	Assistant Teacher	0.22	17.39	Early	2.79	3.0
Ross	Administrator on JFS License	0.23		Mid	2.33	1.0
Ross	Other Staff Counted In Ratio	0.24	17.43	Mid	7.87	3.0
Meigs	Substitute	0.24		Early	4.67	0.0

TOTAL STAYER

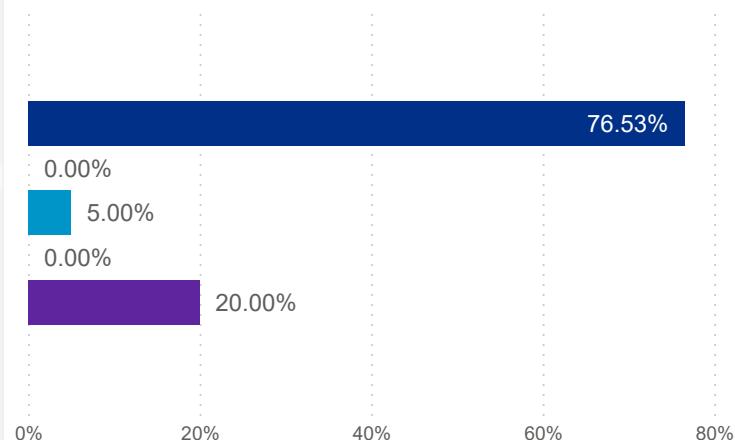
2,831

STAYER (Promotion)

10

Turnover Reasons

● Churn ● Internal ● Promotion ● Seasonal ● Transfer



Seniority: ● Early ● Mid ● Senior





Date: Program Type:
 Job Title: Teacher Age Group: Education: TEACH Status:

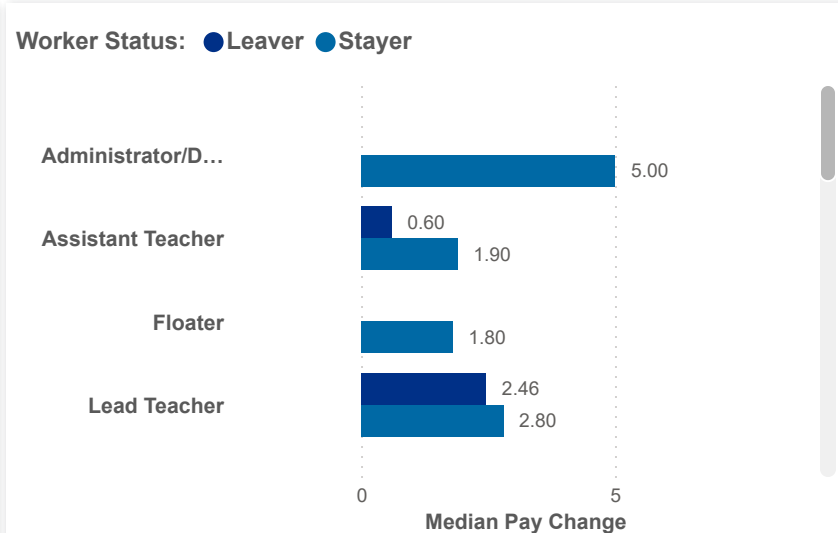
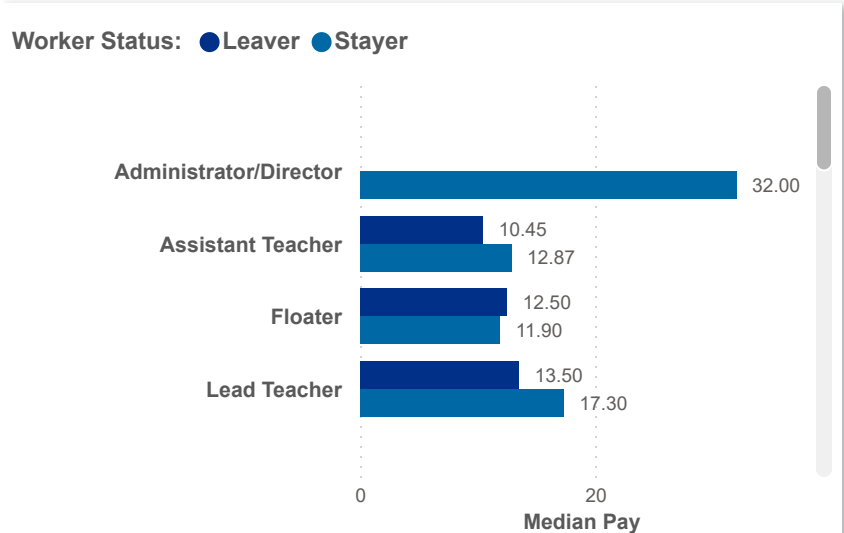
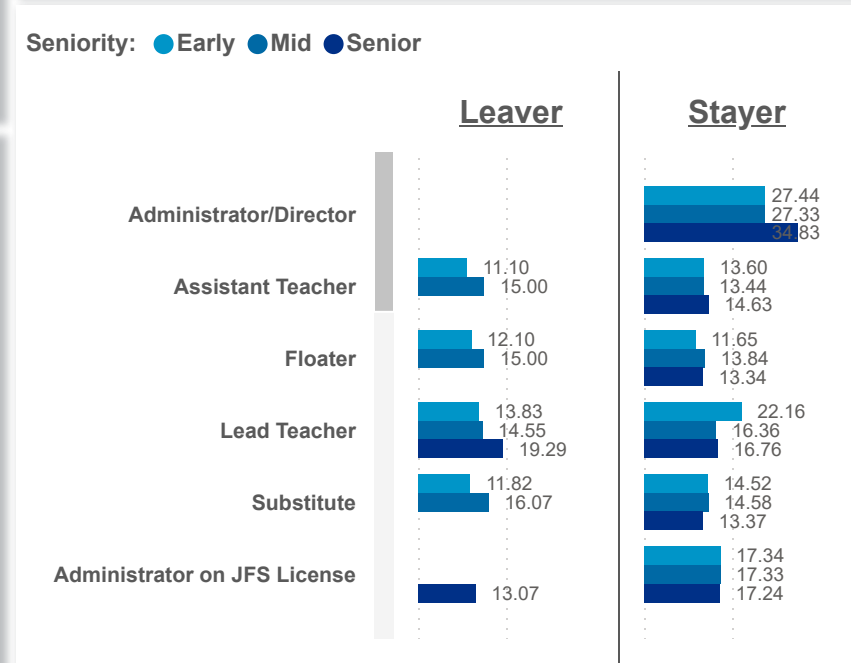
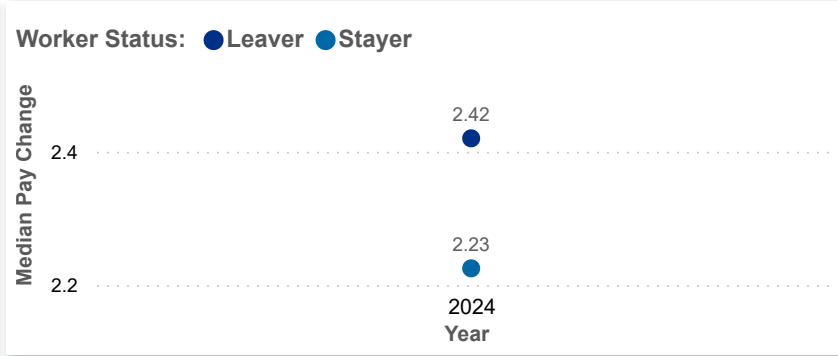
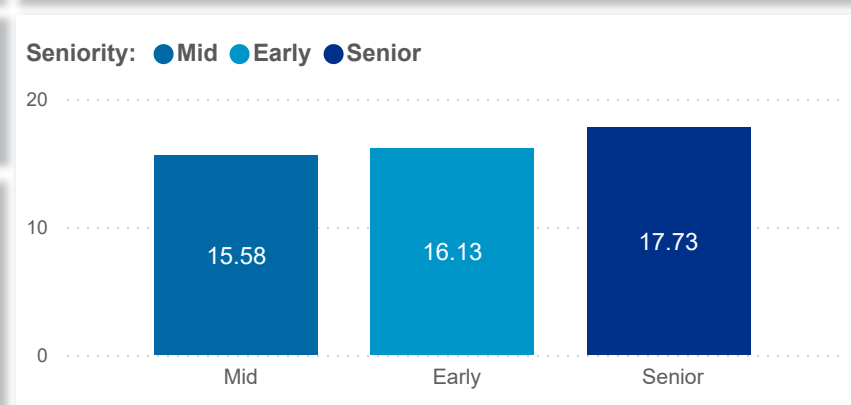
Date: Position Type:
 SUTQ Rating: Total Duration: Center Type: Publicly Funded: POWER Status:

SDA>County: Beale Code: Student Age Group: POWER Levels:

PAY MEDIAN (USD)

PAY PROGRESSION (USD)

PAY & CAREER SENIORITY (USD)





Date: Program Type:
 Job Title: Teacher Age Group: Education: TEACH Status:

Date: Position Type:
 SUTQ Rating: Total Duration: Center Type: Publicly Funded: POWER Status:

SDA>County: Beale Code: Student Age Group: POWER Levels:

PAY MEDIAN (USD)

PAY PROGRESSION (USD)

PAY & CAREER SENIORITY (USD)

LEAVER

12.50

STAYER

15.00

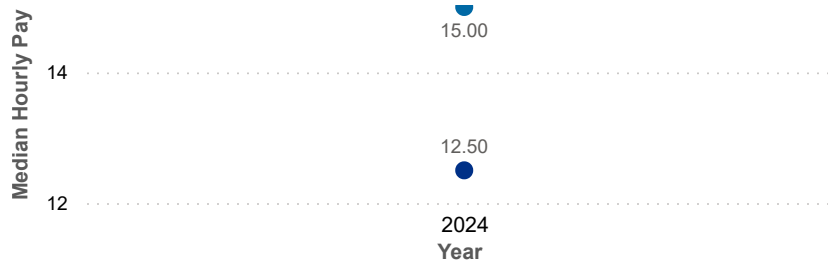
LEAVER

0.38

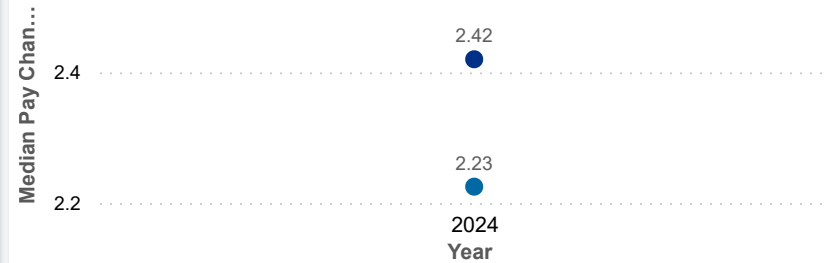
STAYER

0.48

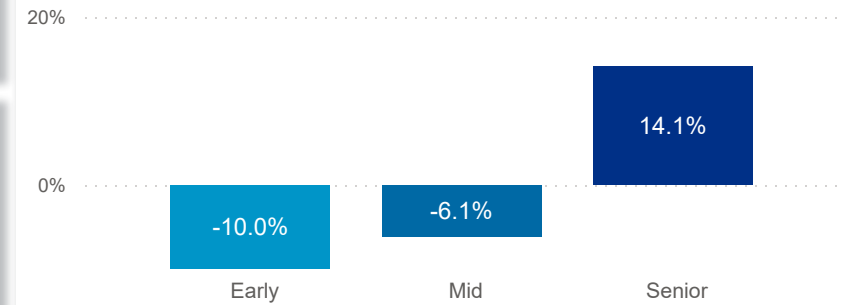
Worker Status: ● Leaver ● Stayer



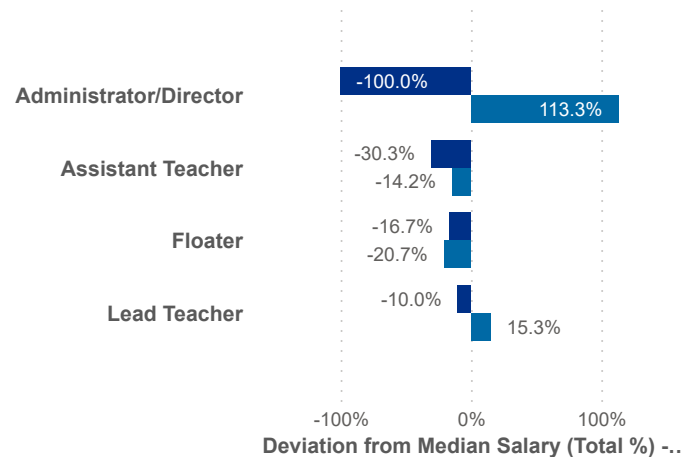
Worker Status: ● Leaver ● Stayer



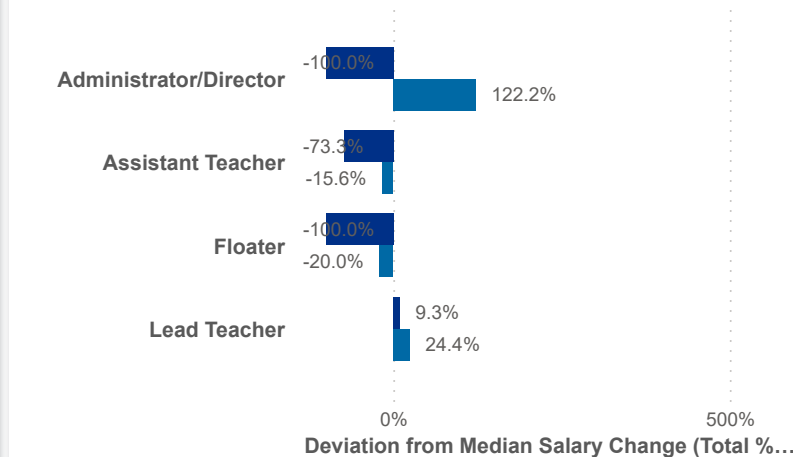
Seniority: ● Early ● Mid ● Senior



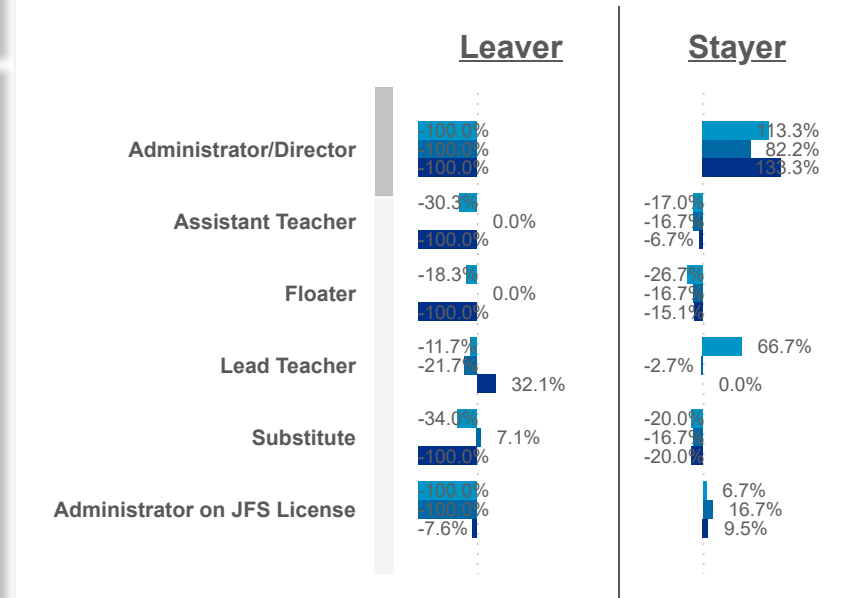
Worker Status: ● Leaver ● Stayer



Worker Status: ● Leaver ● Stayer



Seniority: ● Early ● Mid ● Senior





Date: 202404 | Program Type: Multiple select... | Job Title: All | Teacher Age Group: All | Education: All | TEACH Status: All

202406 | Position Type: All | SUTQ Rating: All | Total Duration: 0.00 | Center Type: Multiple select... | Publicly Funded: All | TEACH Models: All

SDA>County: SDA 11 | Beale Code: All | Student Age Group: All | POWER Status: All

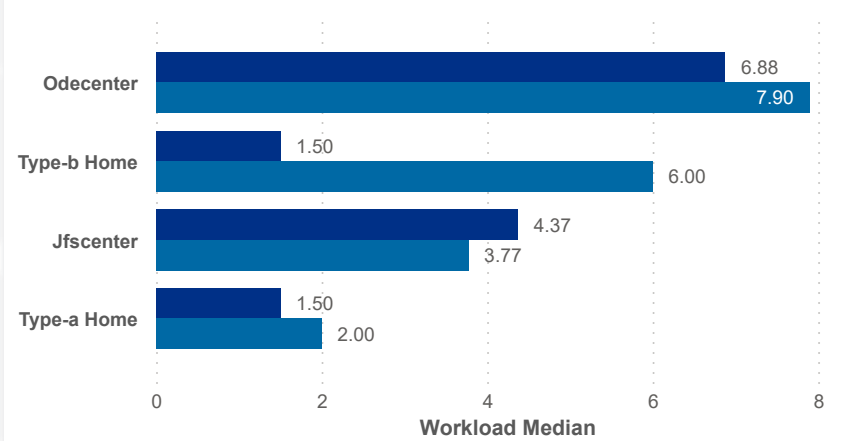
100.00 | POWER Levels: All

Workload Median (Total)

4.62

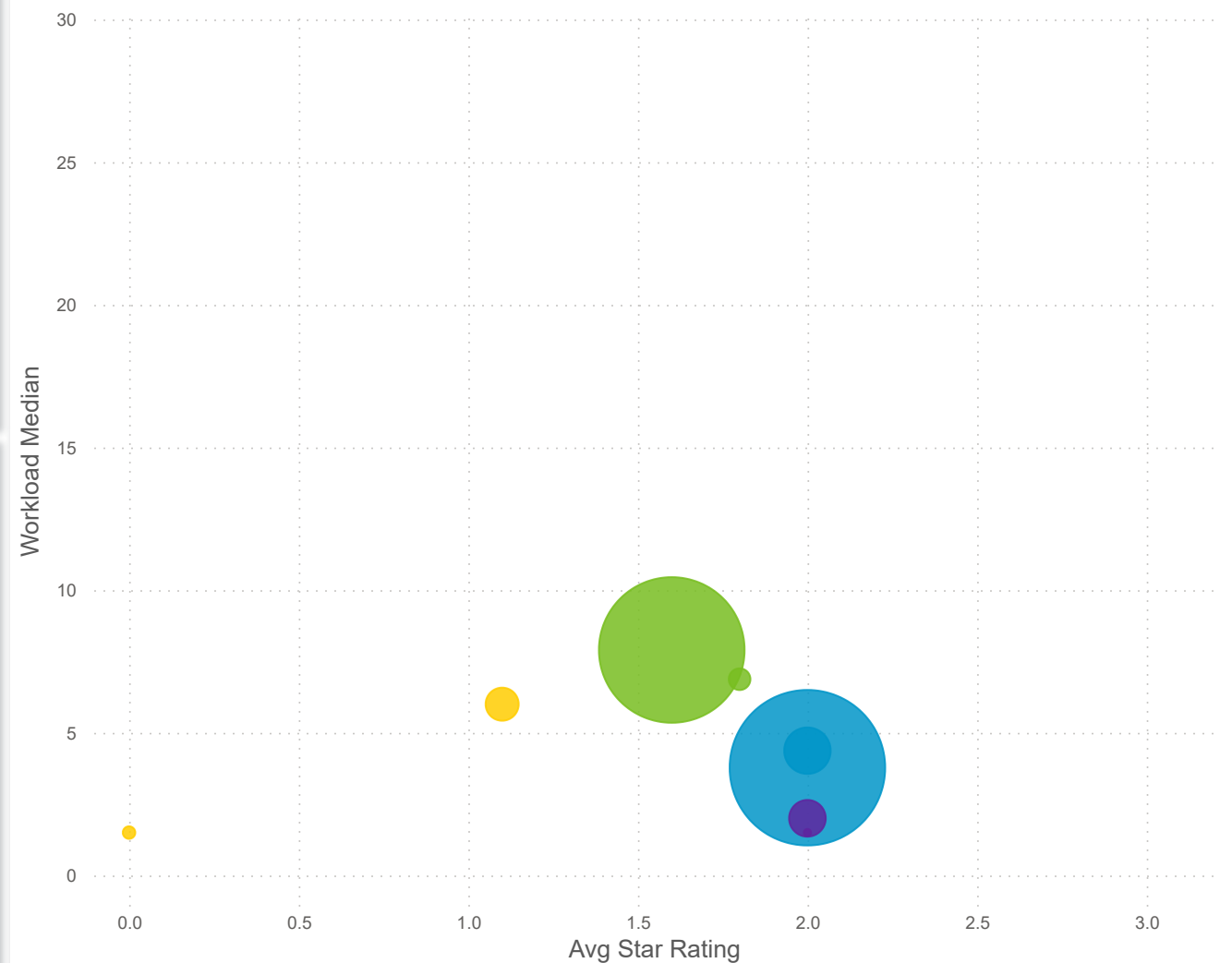
Workload Median

Worker status ● Leaver ● Stayer



Star Rating Mean, Workload Median, and Number of Users by Worker Status and Center Type

Center Type: ● Jfscenter ● Odecenter ● Type-a Home ● Type-b Home



Workload Median (Leaver)

4.45

Workload Median (Stayer)

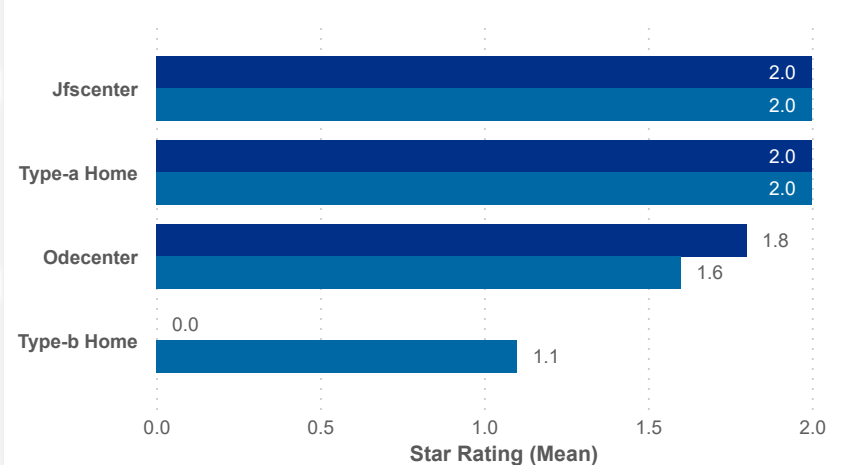
4.62

Star Rating Mean (Total)

1.8

Star Rating Mean

Worker status ● Leaver ● Stayer



Star Rating Mean (Leaver)

1.9

Star Rating Mean (Stayer)

1.8



Date: Program Type:
 Job Title: Teacher Age Group: Education: TEACH Status:

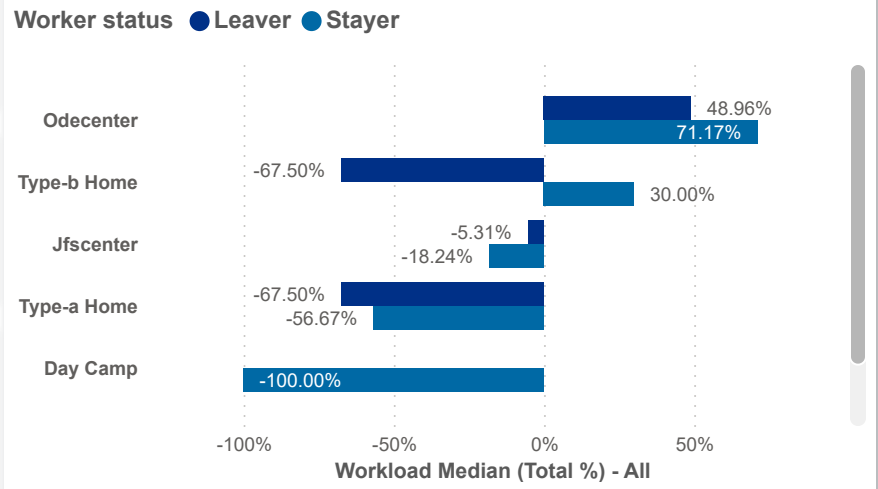
Position Type:
 STUQ Rating: Total Duration:
 Center Type: Publicly Funded: POWER Status:

SDA>County:
 Beale Code: Student Age Group: POWER Levels:

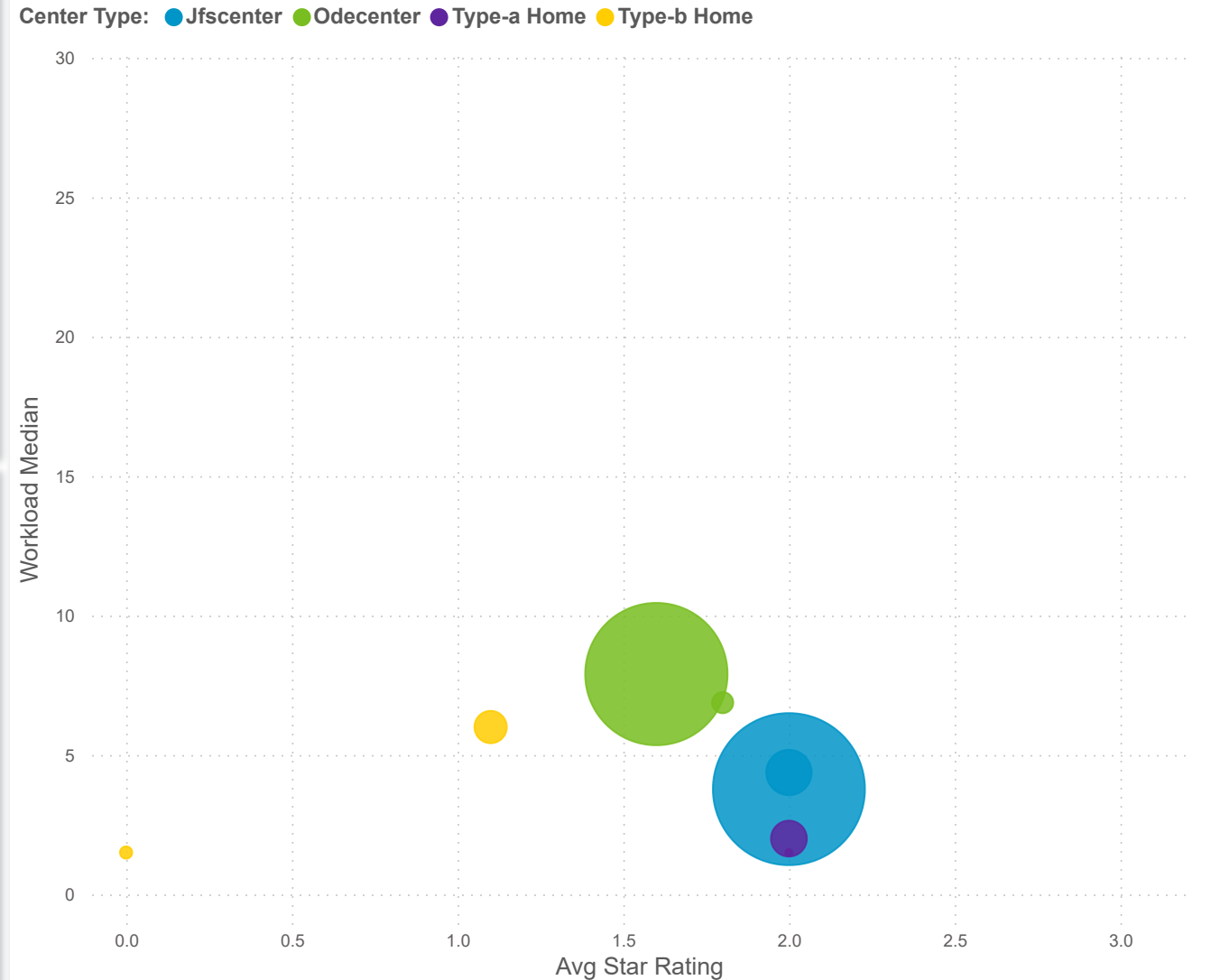
Workload Median (Total)

4.62

Workload Median (Total %)



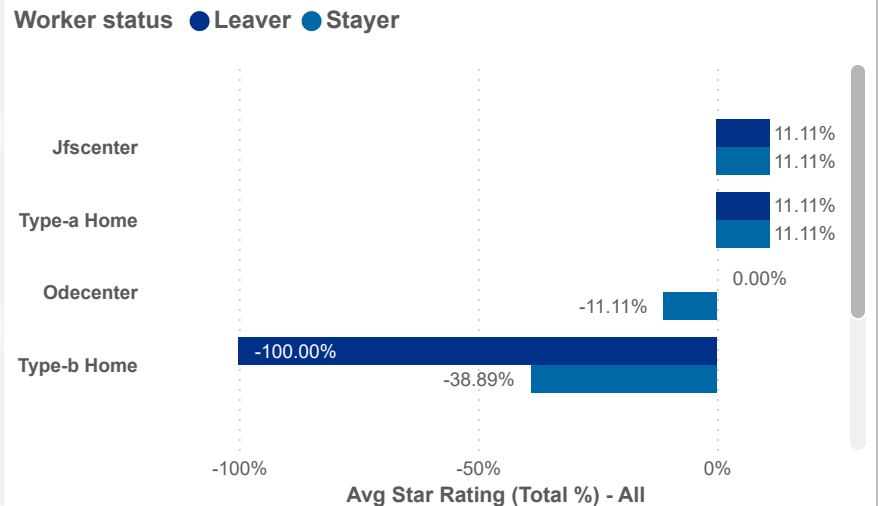
Star Rating Mean, Workload Median, and Number of Users by Worker Status and Center Type



Workload Median (Leaver)

4.45

Star Rating Mean (Total %)



Star Rating Mean (Leaver)

1.9

Star Rating Mean (Stayer)

1.8



Date: 202404 Program Type: Multiple select... Job Title: All Teacher Age Group: All Education: All TEACH Status: All

202406 Position Type: All Credential: All TEACH Models: All

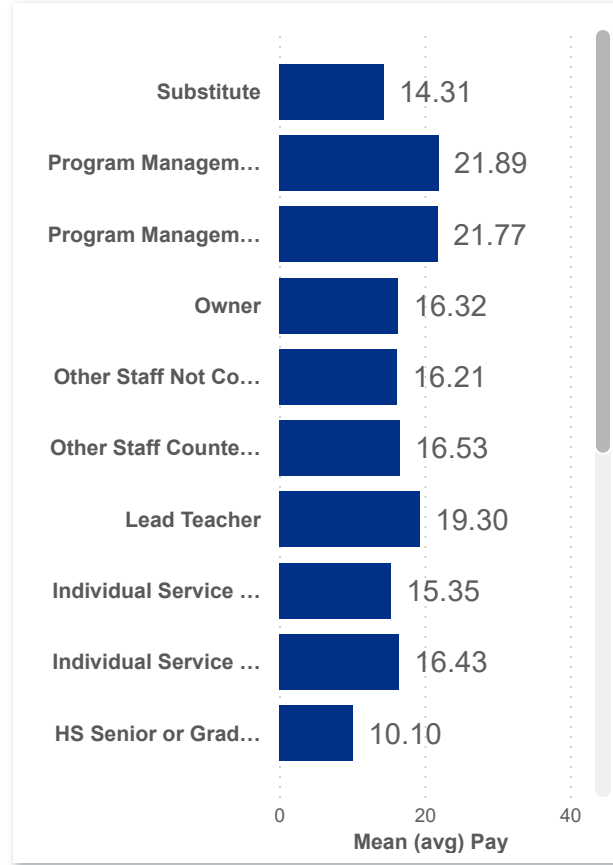
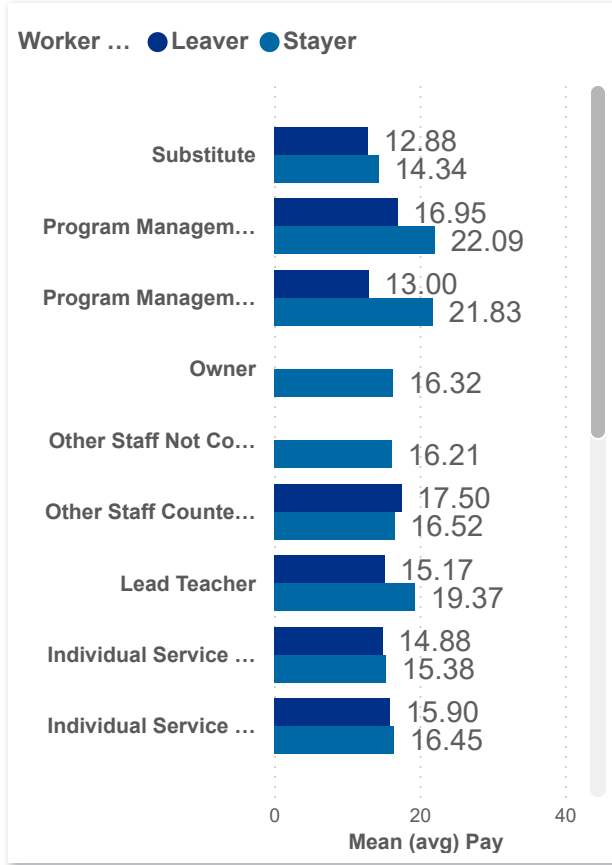
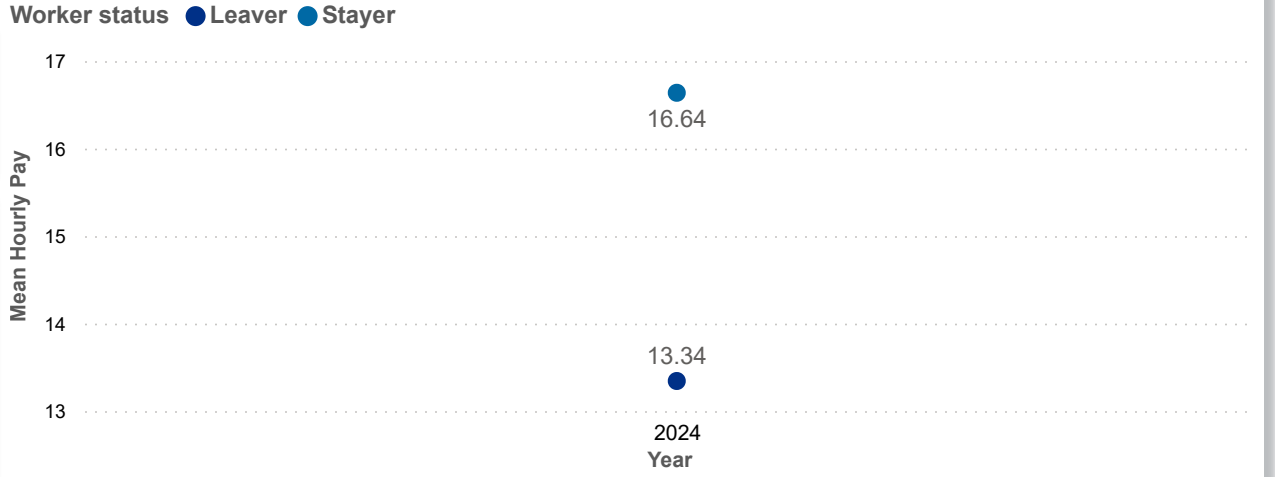
SDA>County: SDA 11 SUTQ Rating: All Total Duration: 0.00 Center Type: Multiple select... Publicly Funded: All POWER Status: All

100.00 Beale Code: All Student Age Group: All POWER Levels: All

PAY MEAN (USD)

LEAVER	STAYER	COMBINED
13.34	16.64	16.58

Salary Mean by Year and Worker Status



Combined Salary Mean by Year and Worker Status

