

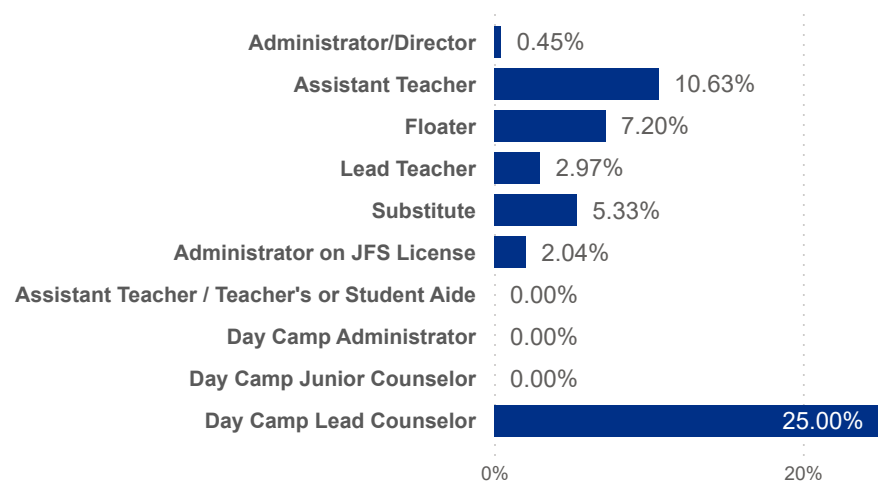


Date:  Program Type: 
 Job Title:  Teacher Age Group:  Education:  TEACH Status:

Date:  Position Type: 
 SUTQ Rating:  Total Duration:  Center Type:  Publicly Funded:  POWER Status:

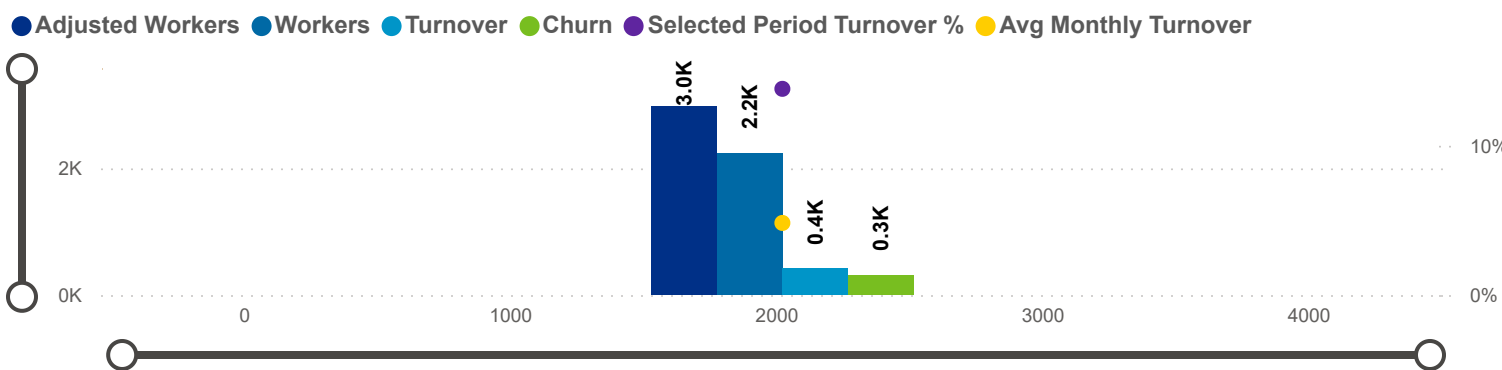
SDA>County:  Beale Code:  Student Age Group:  POWER Levels:

## Avg Monthly Turnover Rates by Job Title



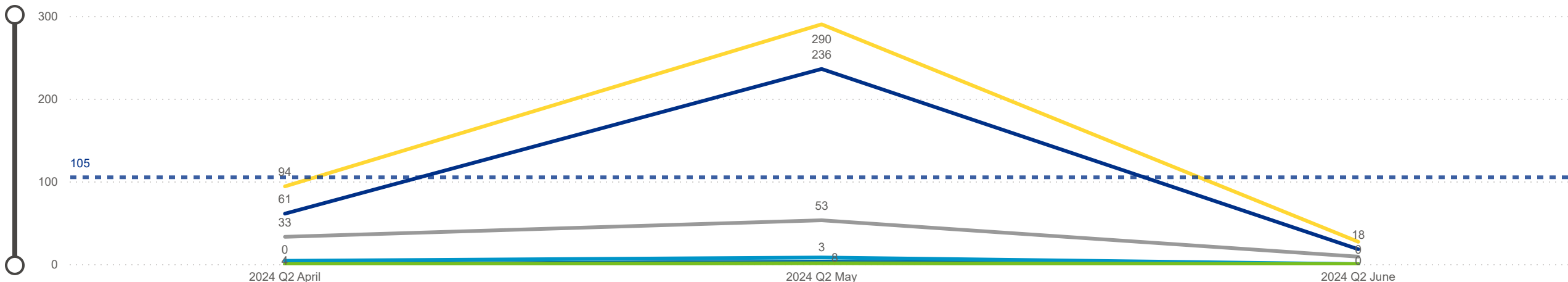
Avg Monthly Turnover	Adjusted Workers	Total Leaver	Total Stayer	Sel Period Turnover
4.83%	2,977	314	2,663	13.81%

## Avg Monthly Turnover and Number of Workers



## Categorization by Time Series

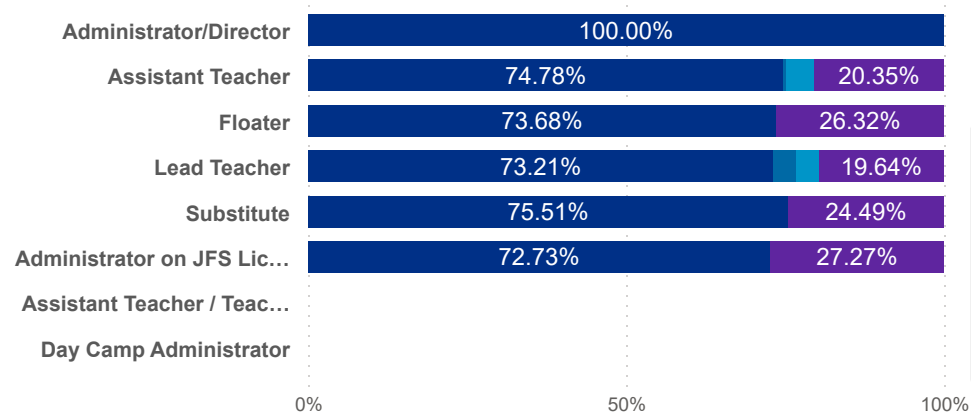
Churn Internal Promotion Seasonal Transfer Turnover



Date: 202404 | Program Type: Multiple select... | Job Title: All | Teacher Age Group: All | Education: All | TEACH Status: All  
 202406 | Position Type: All | SUTQ Rating: All | Total Duration: 0.00 | Center Type: Multiple select... | Publicly Funded: All | POWER Status: All  
 SDA>County: SDA 10 | Beale Code: All | Student Age Group: All | POWER Levels: All

**Job Change Reasons by Job Title**

● Churn ● Internal ● Promotion ● Seasonal ● Transfer



**Avg Monthly Churn**

**3.70%**

**Adjusted Workers**

**2,977**

**Workload Median**

**4.80**

**Pay Median USD / hr**

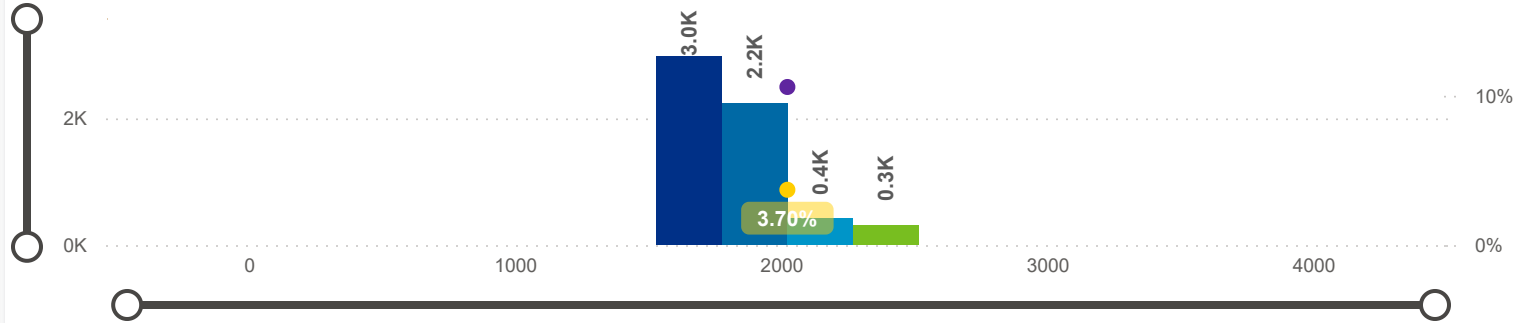
**14.00**

**Avg ECE Duration**

**5.70**

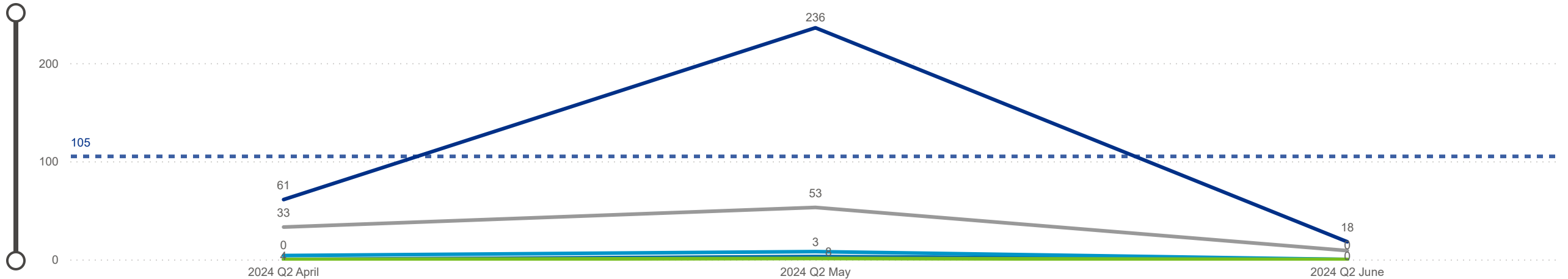
**Avg Monthly Churn and Number of Workers**

● Adjusted Workers ● Workers ● Turnover ● Churn ● Selected Period Churn % ● Avg Monthly Churn



**Categorization by Time Series**

● Churn ● Internal ● Promotion ● Seasonal ● Transfer



Date: 202404 | Program Type: Multiple select... | Job Title: All | Teacher Age Group: All | Education: All | TEACH Status: All  
 202406 | Position Type: All | SUTQ Rating: All | Total Duration: 0.00 | Center Type: Multiple select... | Publicly Funded: All | POWER Status: All  
 SDA>County: SDA 10 | Beale Code: All | Student Age Group: All | POWER Levels: All

Low Leaver % | High Leaver %

ADJUSTED WORKERS

2,977

TOTAL LEAVER

314

TOTAL STAYER

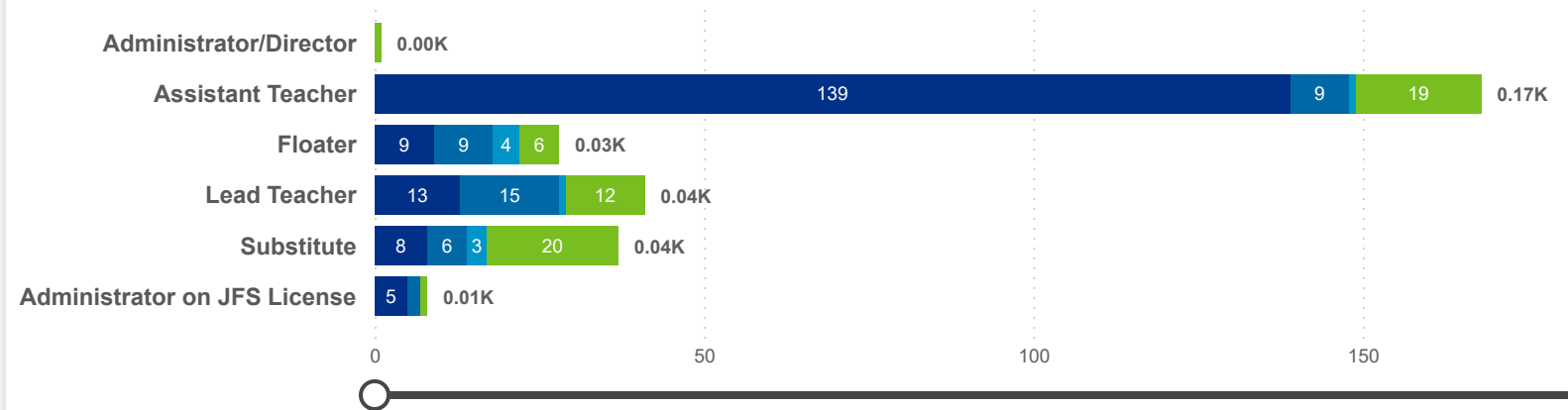
2,663

SELECTED PERIOD CHURN %

10.55%

Leaver by Job Title and Star Rating

SUTQ Rating (1=Br; 2=Sil; 3=Gld) ● 0 ● 1 ● 2 ● 3



To display Azure Maps visuals, sign in.

County	Adjusted Workers	Workers	Workers %	Total Leaver	Total Stayer	Selected Period Churn %	Stayer %	Avg Monthly Churn	Selected Period Turnover %	Avg Monthly Turnover	Workload Median	Avg Star Rating
Athens OH	622	531	23.72%	161	461	25.88%	74.12%	9.75%	31.99%	11.98%	2.79	1.1
Muskingum OH	674	499	22.29%	84	590	12.46%	87.54%	4.47%	16.62%	5.96%	6.20	1.7
Washington OH	474	312	13.93%	31	443	6.54%	93.46%	2.23%	8.23%	2.81%	4.36	1.2
Guernsey OH	251	209	9.33%	14	237	5.58%	94.42%	1.91%	6.37%	2.19%	5.75	2.4
Hocking OH	164	124	5.54%	7	157	4.27%	95.73%	1.44%	6.10%	2.05%	6.88	1.6
Belmont OH	281	230	10.27%	5	276	1.78%	98.22%	0.59%	3.56%	1.18%	6.11	1.9
Perry OH	209	168	7.50%	4	205	1.91%	98.09%	0.64%	2.39%	0.80%	5.71	1.4
Monroe OH	119	80	3.57%	3	116	2.52%	97.48%	0.85%	7.56%	2.56%	3.20	2.9
Morgan OH	68	54	2.41%	3	65	4.41%	95.59%	1.49%	4.41%	1.49%	4.00	0.9
Noble OH	115	96	4.29%	2	113	1.74%	98.26%	0.58%	6.96%	2.33%	4.25	2.3
<b>Total</b>	<b>2,977</b>	<b>2,239</b>	<b>100.00%</b>	<b>314</b>	<b>2,663</b>	<b>10.55%</b>	<b>89.45%</b>	<b>3.70%</b>	<b>13.81%</b>	<b>4.83%</b>	<b>4.80</b>	<b>1.6</b>

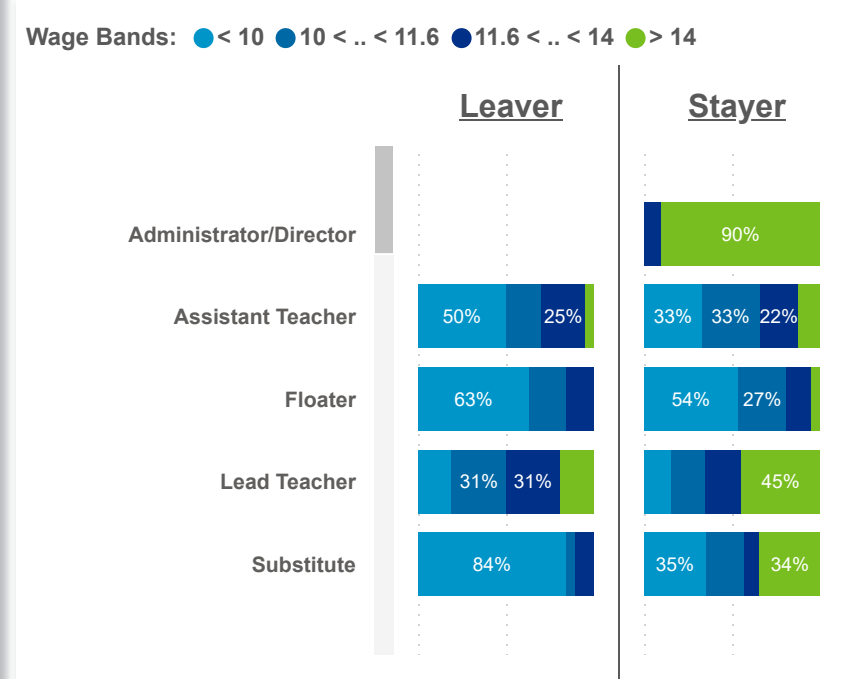
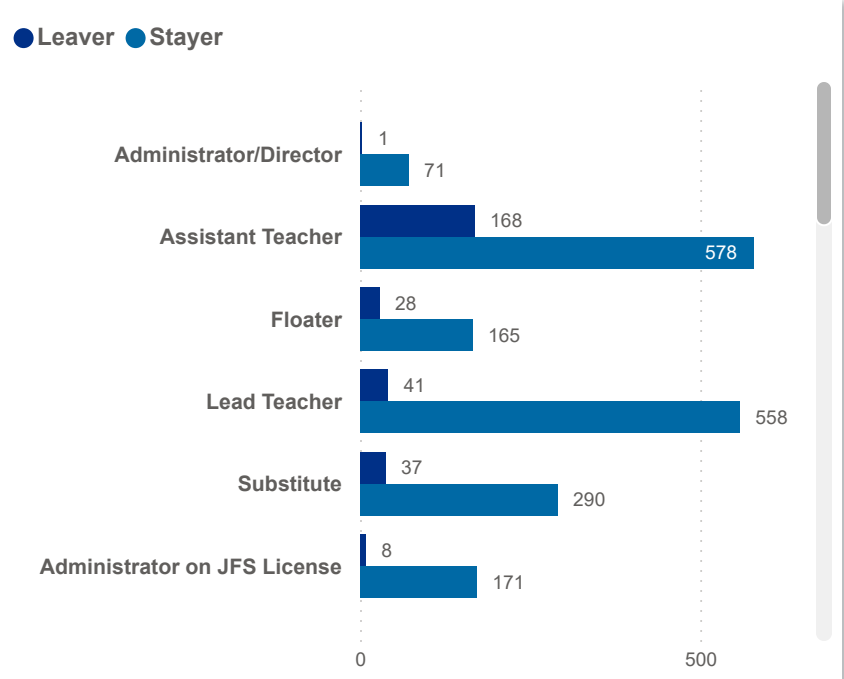
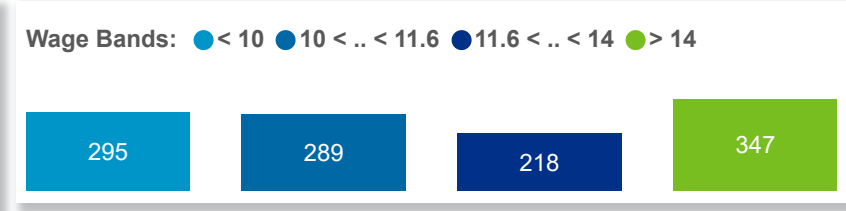
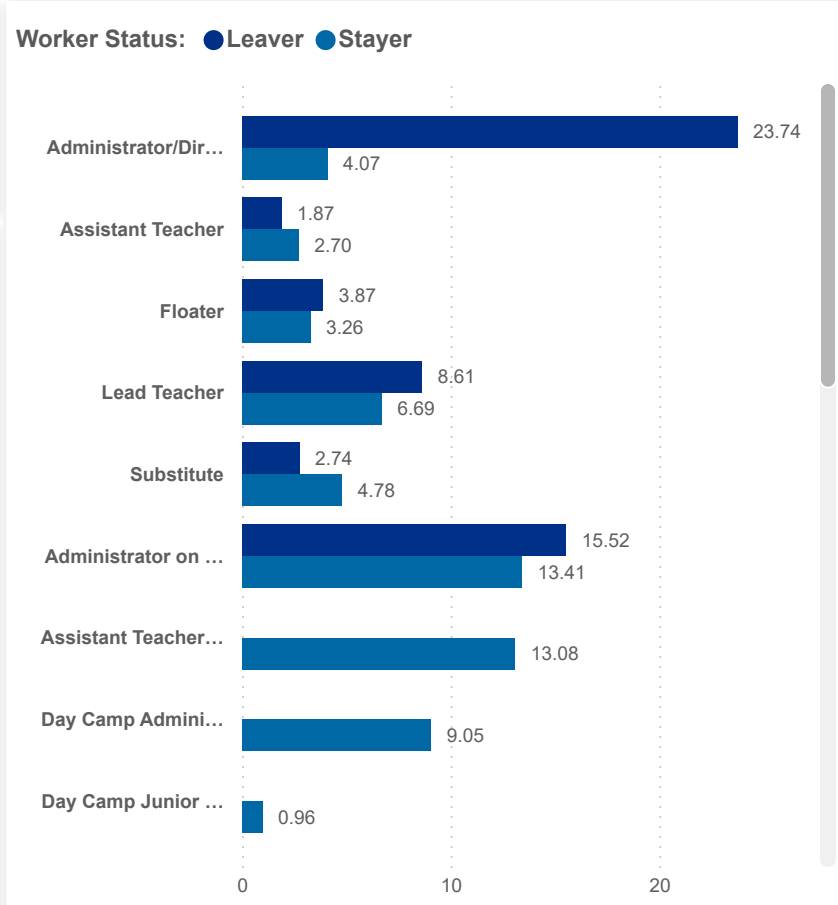
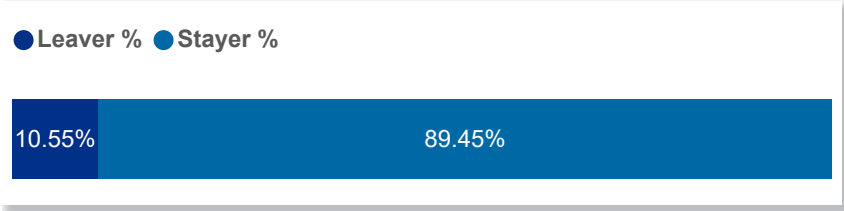


Date:  Program Type:  Job Title:  Teacher Age Group:  Education:  TEACH Status:

Position Type:  SUTQ Rating:  Total Duration:  Center Type:  Publicly Funded:  POWER Status:

SDA>County:  Beale Code:  Student Age Group:  POWER Levels:

NUMBER OF WORKERS		AVG ECE DURATION (In Years)		HOURLY WAGE BANDS (USD)	
TOTAL LEAVER	TOTAL STAYER	LEAVER	STAYER	LEAVER (Hourly Wage MED)	STAYER (Hourly Wage MED)
<b>314</b>	<b>2,663</b>	<b>3.82</b>	<b>5.74</b>	<b>11.79</b>	<b>14.00</b>





Date:  Program Type:  Job Title:  Teacher Age Group:  Education:  TEACH Status:

Date:  Position Type:  SUTQ Rating:  Total Duration:  Center Type:  Publicly Funded:  POWER Status:

SDA>County:  Beale Code:  Student Age Group:  POWER Levels:

### NUMBER OF WORKERS

### AVG ECE DURATION (In Years)

### HOURLY WAGE BANDS (USD)

LEAVER

STAYER

# 10.55%

# 89.45%

LEAVER

STAYER

# 3.82

# 5.74

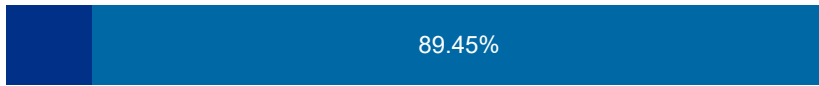
LEAVER (Hourly Wage MED)

STAYER (Hourly Wage MED)

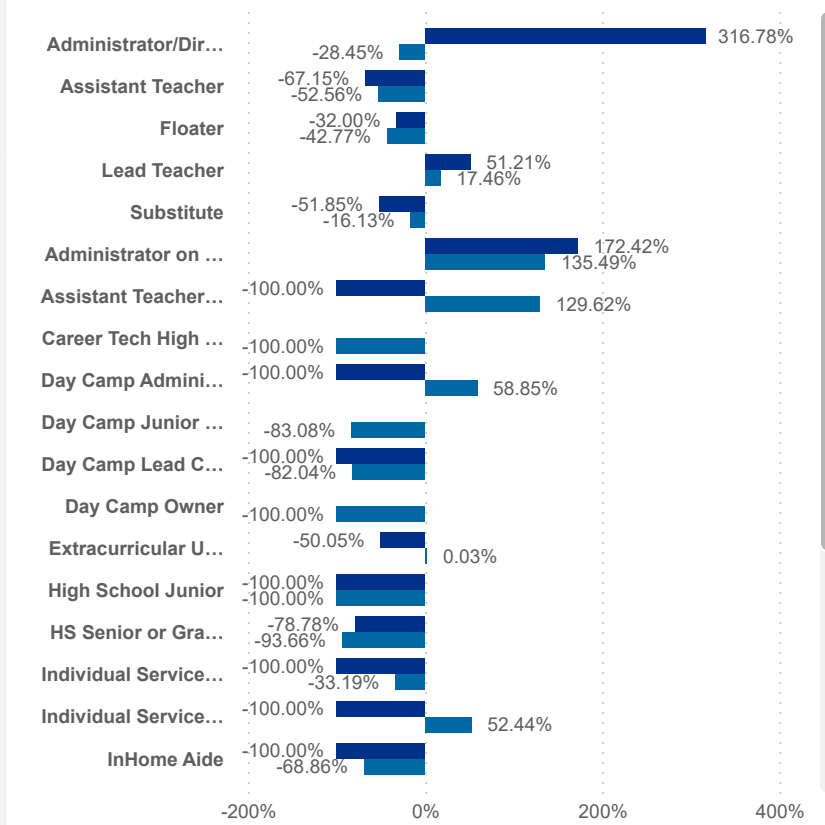
# 11.79

# 14.00

Leaver % Stayer %



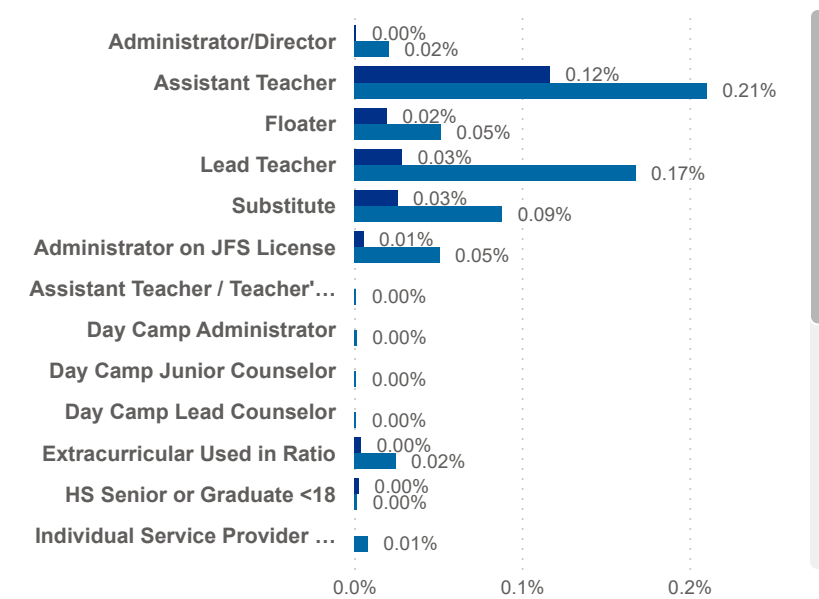
Worker Status: Leaver Stayer



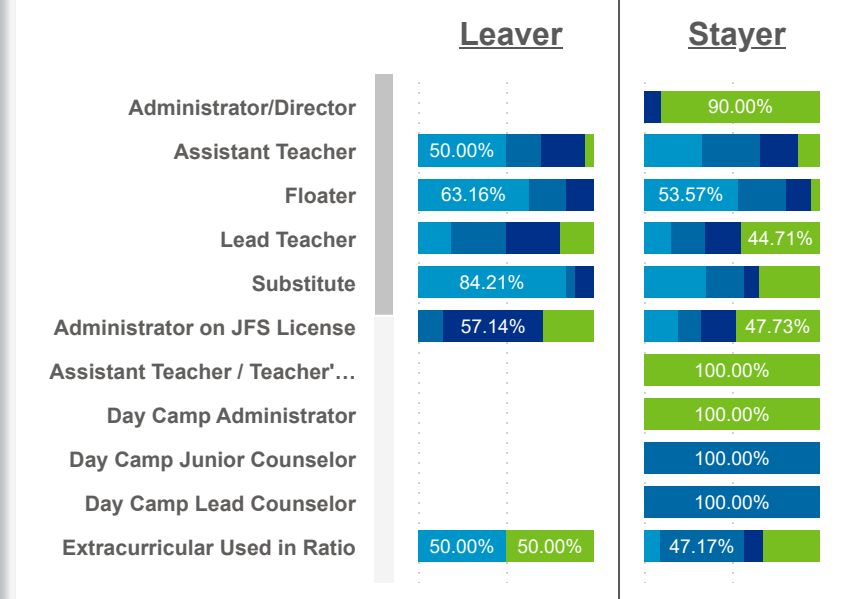
Wage Bands: < 10 10 < .. < 11.6 11.6 < .. < 14 > 14



Worker Status: Leaver Stayer



Wage Bands: < 10 10 < .. < 11.6 11.6 < .. < 14 > 14





Date:  Program Type: 
 Job Title:  Teacher Age Group:  Education:  TEACH Status:

Date:  Position Type: 
 SUTQ Rating:  Total Duration:  Center Type:  Publicly Funded:  POWER Status:

SDA>County:  Beale Code:  Student Age Group:  POWER Levels:

### LEAVER (Avg Career Duration)

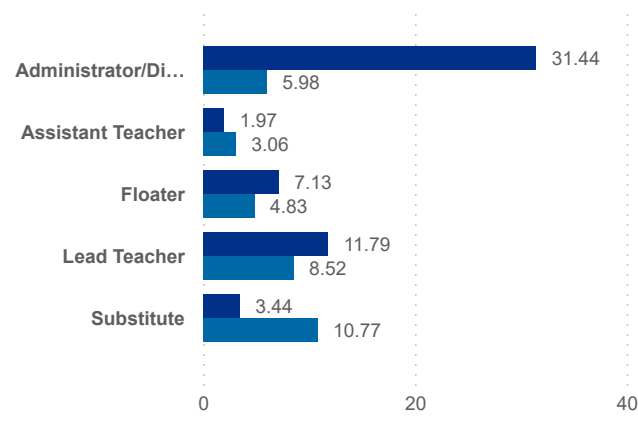
# 6.15

### STAYER (Avg Career Duration)

# 9.89

## Avg Career Duration by Job Title

Worker Status: ● Leaver ● Stayer



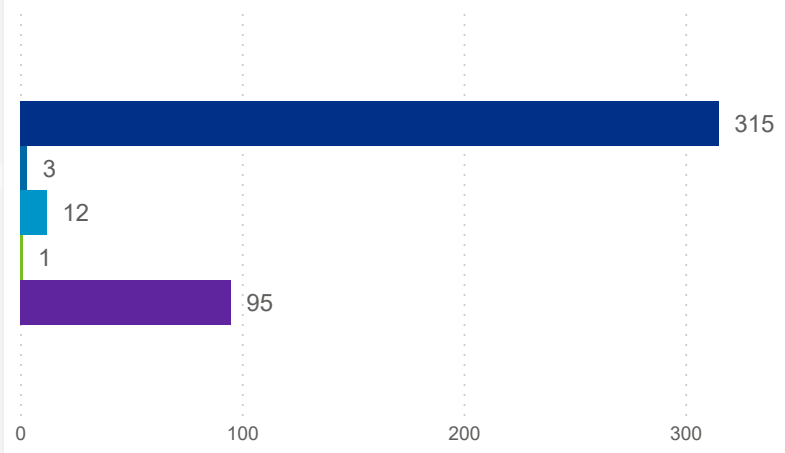
County	Job Title	Longest Serving Profile	\$ / hr	Seniority	Workload	Star Rating (m
Athens	Administrator/Director	3.95		Early	3.89	
Belmont	Administrator/Director	1.96		Early	4.79	
Hocking	Administrator/Director	2.33		Early	11.38	
Monroe	Administrator/Director	2.58		Early	1.14	
Muskingum	Administrator/Director	1.84		Early	16.81	
Perry	Administrator/Director	0.74		Early	4.20	
Washington	Administrator/Director	1.13		Early	4.44	
Perry	Administrator/Director	1.53	17.00	Early	43.57	
Perry	Administrator/Director	3.53	26.00	Early	8.75	
Belmont	Administrator/Director	3.64	30.00	Early	18.75	
Muskingum	Administrator/Director	2.54	30.00	Early	21.17	

### TOTAL STAYER

# 2,663

## Turnover Reasons

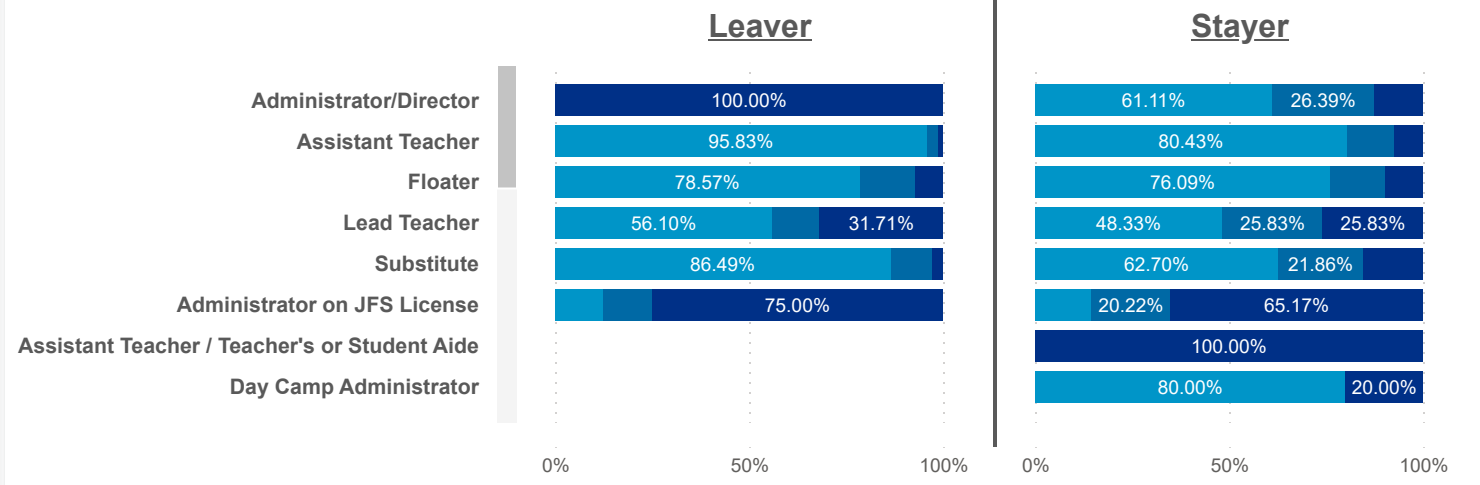
● Churn ● Internal ● Promotion ● Seasonal ● Transfer



### STAYER (Promotion)

# 12

Seniority: ● Early ● Mid ● Senior





Date:  Program Type: 
 Job Title:  Teacher Age Group:  Education:  TEACH Status:

Date:  Position Type: 
 SUTQ Rating:  Total Duration:  Center Type:  Publicly Funded:  POWER Status:

SDA>County:  Beale Code:  Student Age Group:  POWER Levels:

### LEAVER (Avg Career Duration)

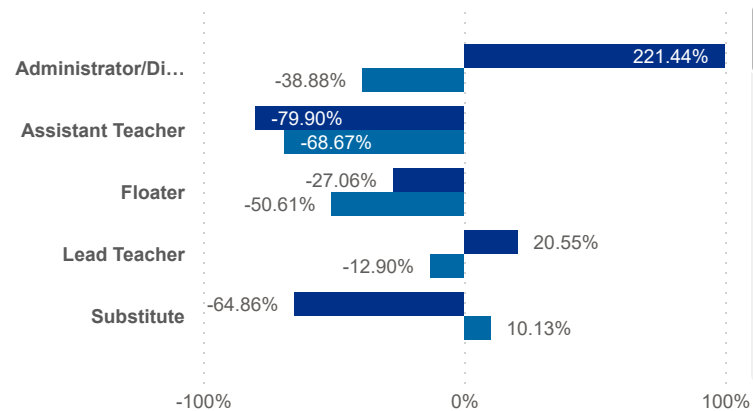
# 6.15

### STAYER (Avg Career Duration)

# 9.89

## Avg Career Duration by Job Title vs Mean

Worker Status: ● Leaver ● Stayer



County	Job Title	Longest Serving Profile	\$ / hr	Seniority	Workload	Star Rating (mean)
Washington	Assistant Teacher	0.13	15.12	Early	1.90	0.0
Muskingum	Floater	0.14	11.00	Early	6.17	1.0
Muskingum	Individual Service Provider Not Used in Ratio	0.16		Early	6.24	1.0
Noble	Extracurricular Not Used in Ratio	0.19		Early	4.21	2.0
Muskingum	Lead Teacher	0.20	10.75	Early	4.82	1.0
Athens	Substitute	0.21	12.00	Early	2.63	0.0
Muskingum	Assistant Teacher	0.23	10.60	Early	4.42	1.0
Perry	Floater	0.23		Mid	3.33	3.0
Guernsey	Program Management Not Used in Ratio	0.25	21.22	Senior	3.71	3.0
Athens	Assistant Teacher	0.29	11.10	Early	2.34	0.0

### TOTAL STAYER

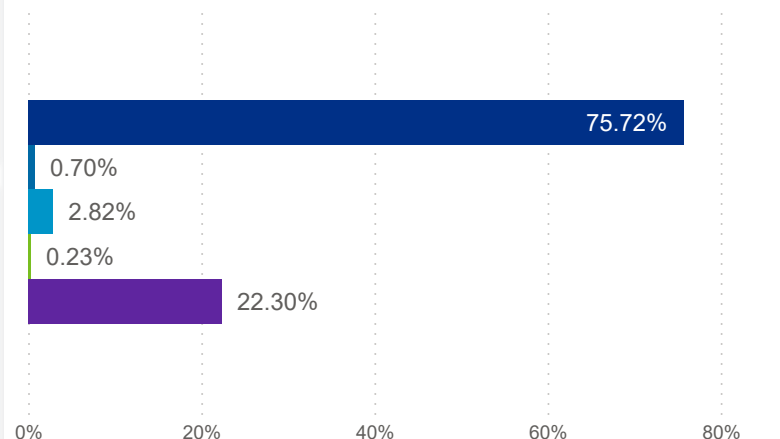
# 2,663

### STAYER (Promotion)

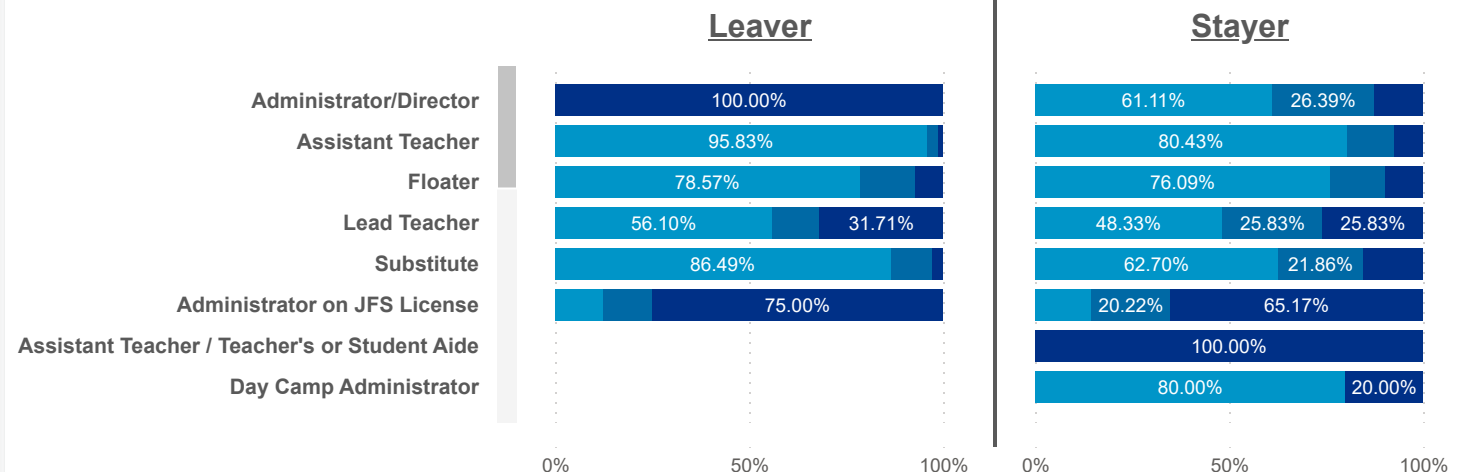
# 12

## Turnover Reasons

● Churn ● Internal ● Promotion ● Seasonal ● Transfer



Seniority: ● Early ● Mid ● Senior





Date:  Program Type: 
 Job Title:  Teacher Age Group:  Education:  TEACH Status:

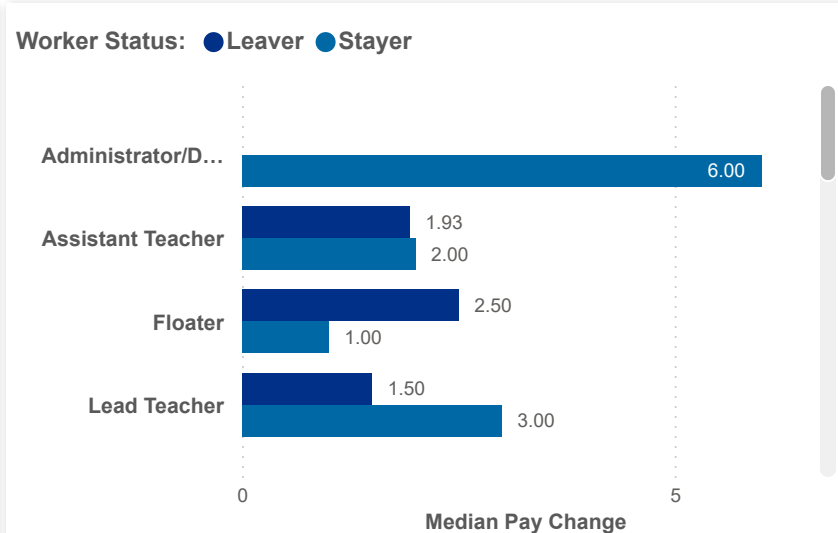
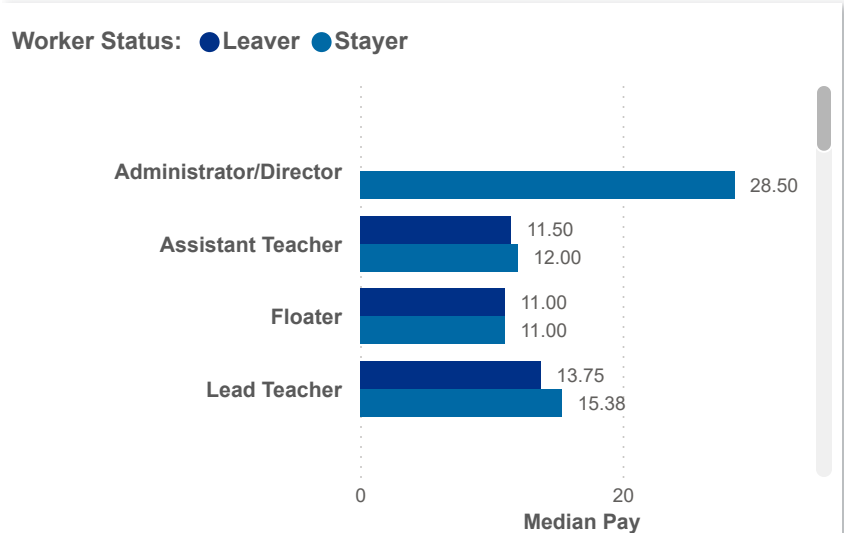
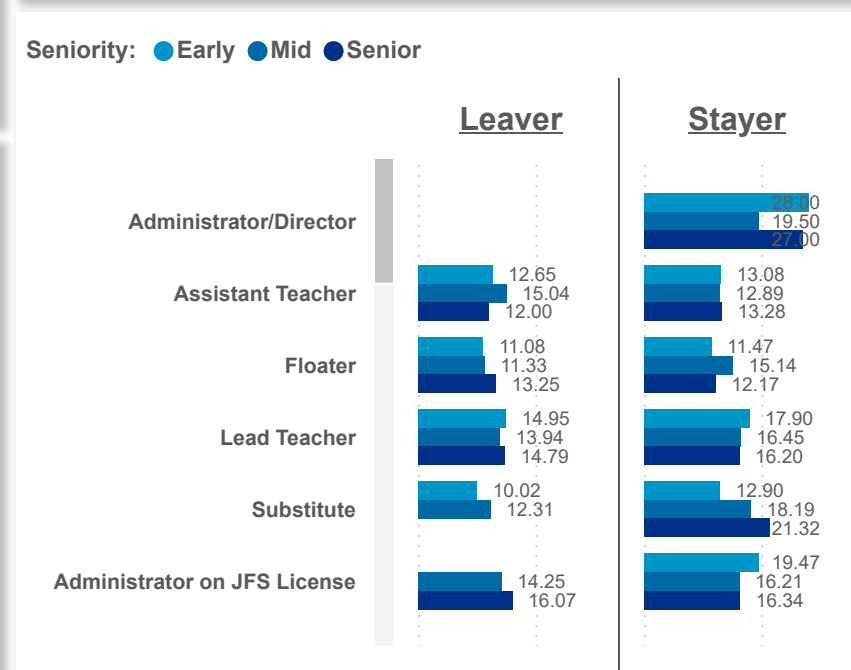
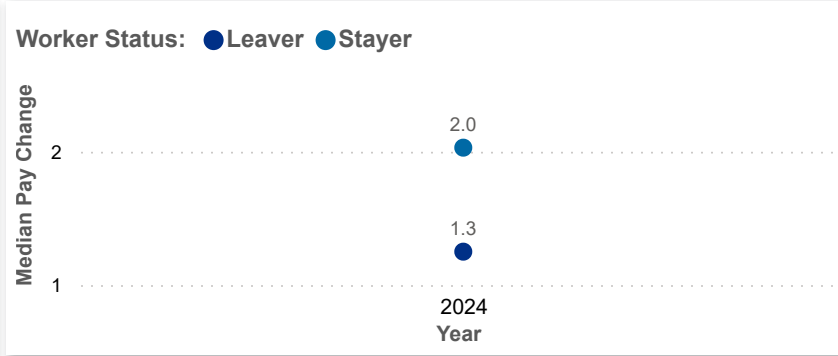
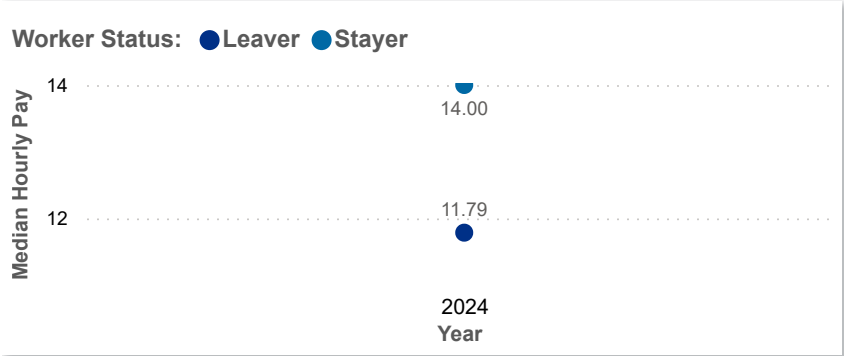
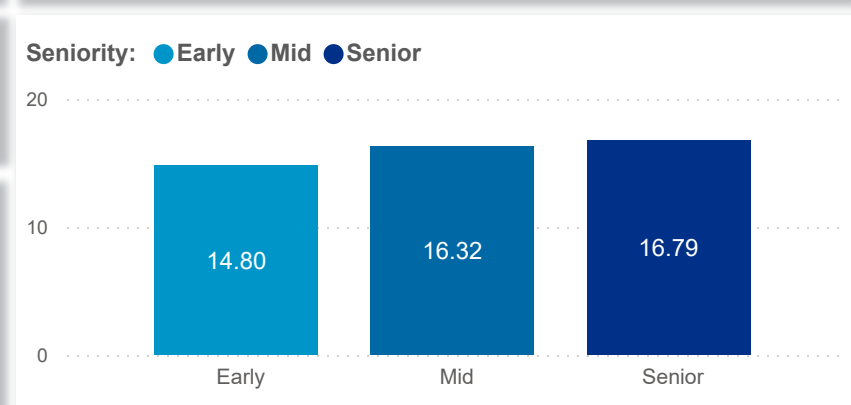
Date:  Position Type: 
 SUTQ Rating:  Total Duration:  Center Type:  Publicly Funded:  POWER Status:

SDA>County:  Beale Code:  Student Age Group:  POWER Levels:

### PAY MEDIAN (USD)

### PAY PROGRESSION (USD)

### PAY & CAREER SENIORITY (USD)







Date: 202404 | Program Type: Multiple select... | Job Title: All | Teacher Age Group: All | Education: All | TEACH Status: All

202406 | Position Type: All | SUTQ Rating: All | Total Duration: 0.00 | Center Type: Multiple select... | Publicly Funded: All | TEACH Models: All

SDA>County: SDA 10 | Beale Code: All | Student Age Group: All | POWER Status: All

100.00 | POWER Levels: All

### PAY MEDIAN (USD)

LEAVER

# 11.79

STAYER

# 14.00

### PAY PROGRESSION (USD)

LEAVER

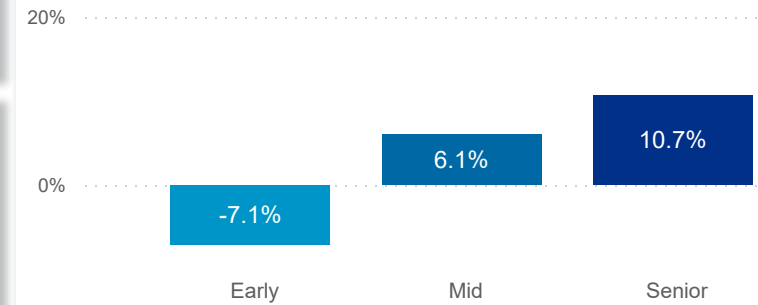
# 0.41

STAYER

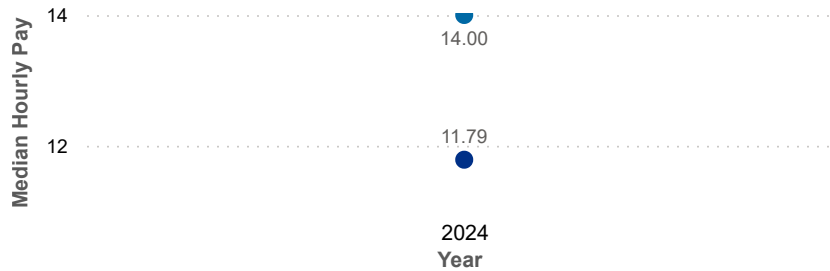
# 0.53

### PAY & CAREER SENIORITY (USD)

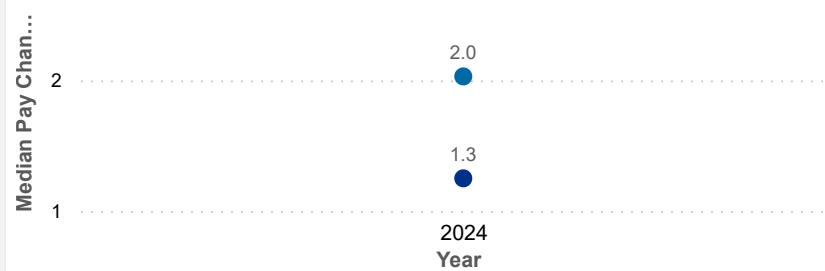
Seniority: ● Early ● Mid ● Senior



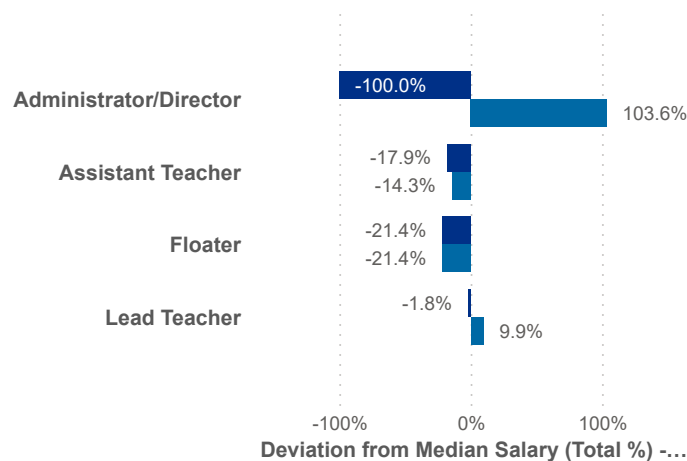
Worker Status: ● Leaver ● Stayer



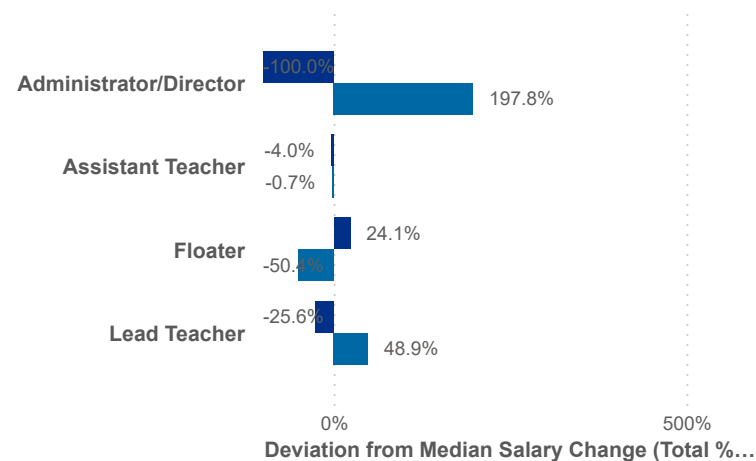
Worker Status: ● Leaver ● Stayer



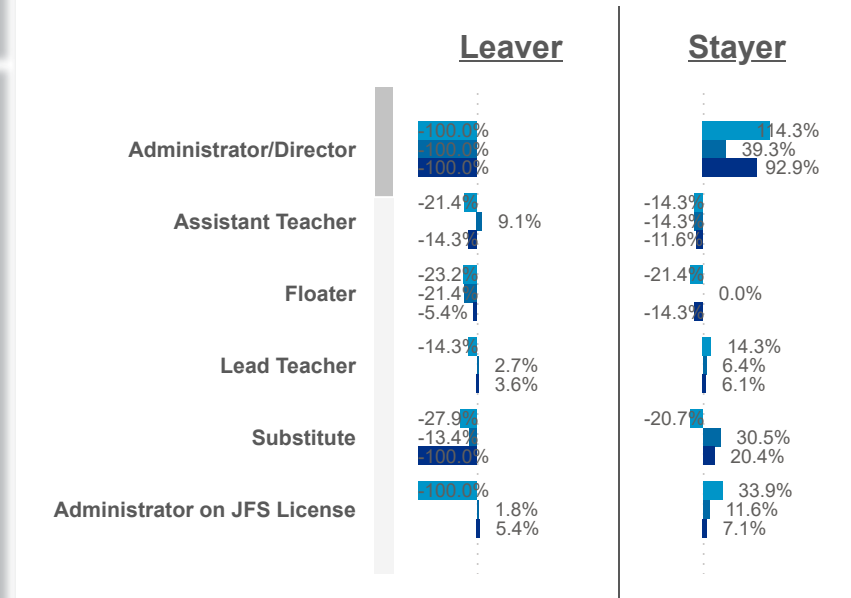
Worker Status: ● Leaver ● Stayer



Worker Status: ● Leaver ● Stayer



Seniority: ● Early ● Mid ● Senior





Date:  Program Type:  Job Title:  Teacher Age Group:  Education:  TEACH Status:

Position Type:  SUTQ Rating:  Total Duration:  Center Type:  Publicly Funded:  POWER Status:

SDA>County:  Beale Code:  Student Age Group:  POWER Levels:

### Workload Median (Total)

4.80

### Workload Median (Leaver)

2.50

### Workload Median (Stayer)

4.89

### Star Rating Mean (Total)

1.6

### Star Rating Mean (Leaver)

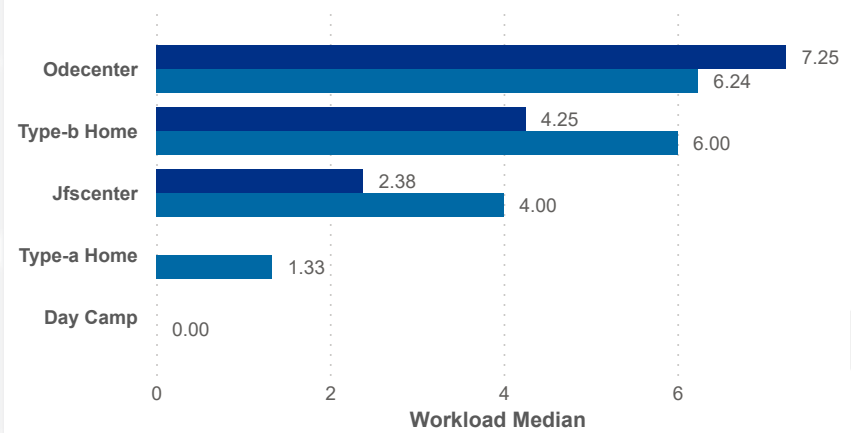
0.9

### Star Rating Mean (Stayer)

1.6

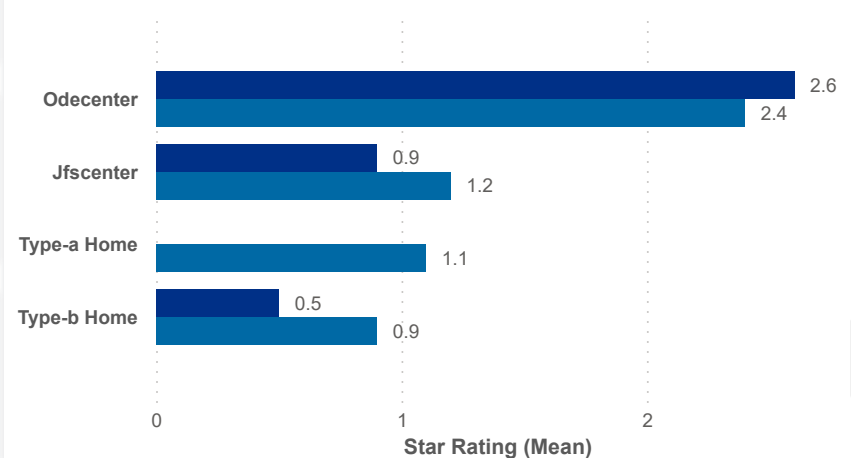
## Workload Median

Worker status ● Leaver ● Stayer



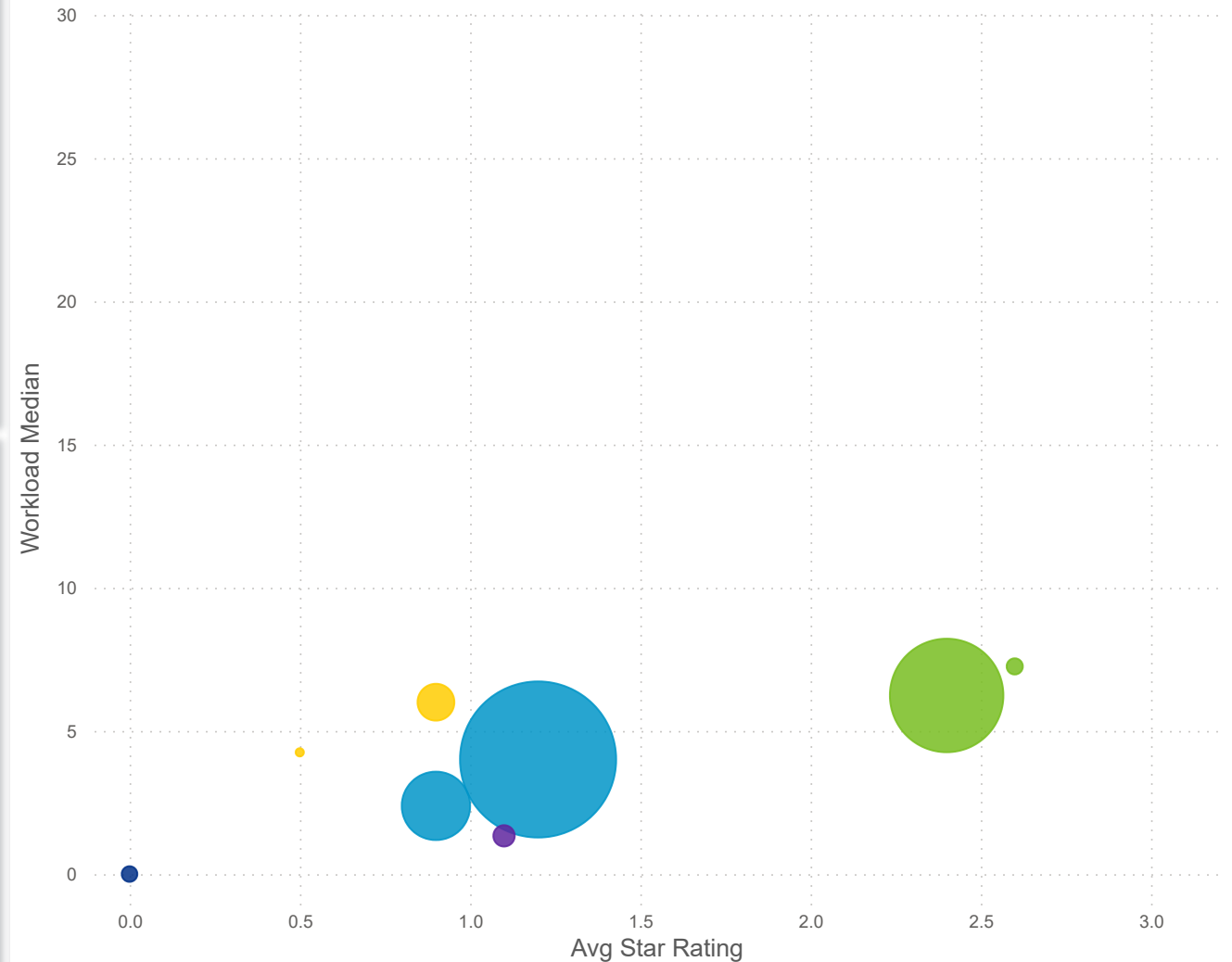
## Star Rating Mean

Worker status ● Leaver ● Stayer



## Star Rating Mean, Workload Median, and Number of Users by Worker Status and Center Type

Center Type: ● Day Camp ● Inhome Aide ● Jfscenter ● Odecenter ● Type-a Home ● Type-b Home





Date: 202404 | Program Type: Multiple select... | Job Title: All | Teacher Age Group: All | Education: All | TEACH Status: All

202406 | Position Type: All | STUQ Rating: All | Total Duration: 0.00 | Center Type: Multiple select... | Publicly Funded: All | TEACH Models: All

SDA>County: SDA 10 | Beale Code: All | Student Age Group: All | POWER Status: All

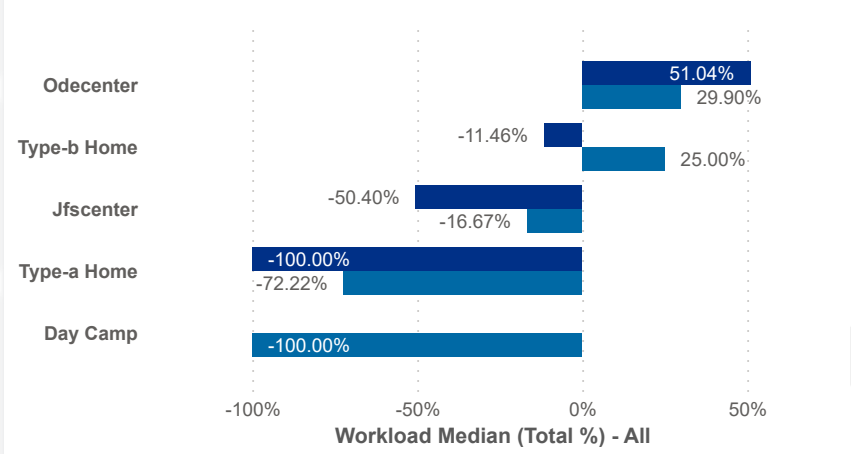
100.00 | POWER Levels: All

### Workload Median (Total)

4.80

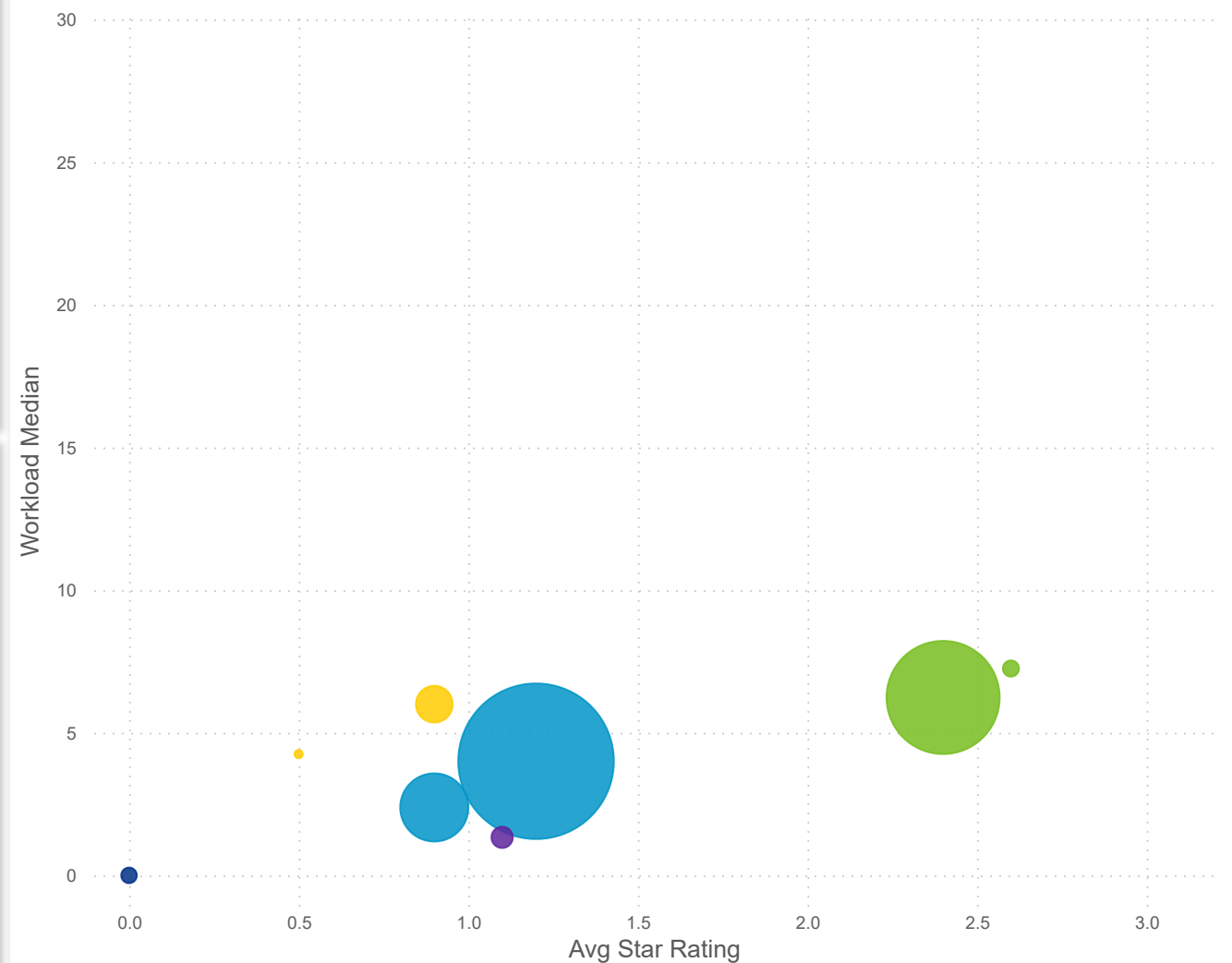
### Workload Median (Total %)

Worker status ● Leaver ● Stayer



### Star Rating Mean, Workload Median, and Number of Users by Worker Status and Center Type

Center Type: ● Day Camp ● Inhome Aide ● Jfscenter ● Odecenter ● Type-a Home ● Type-b Home



### Workload Median (Leaver)

2.50

### Workload Median (Stayer)

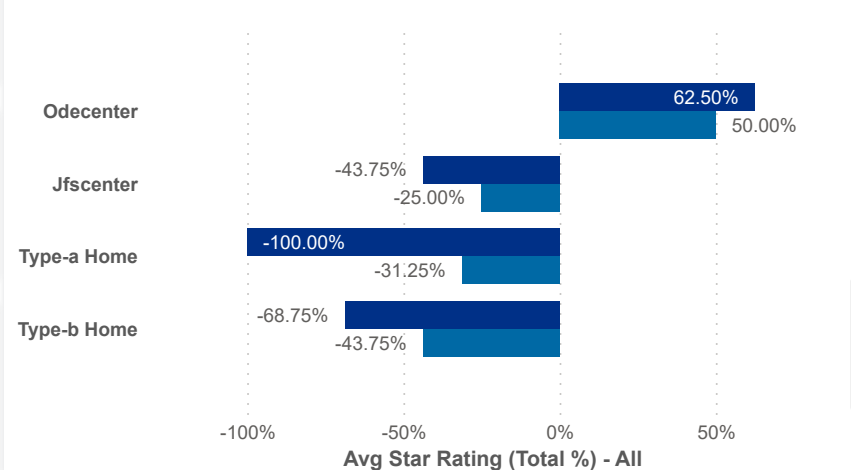
4.89

### Star Rating Mean (Total)

1.6

### Star Rating Mean (Total %)

Worker status ● Leaver ● Stayer



### Star Rating Mean (Leaver)

0.9

### Star Rating Mean (Stayer)

1.6

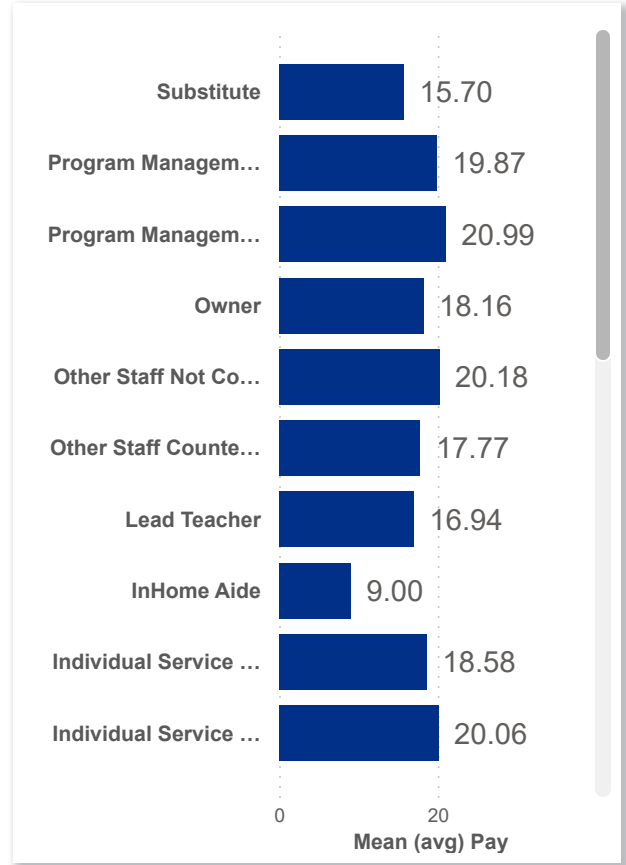
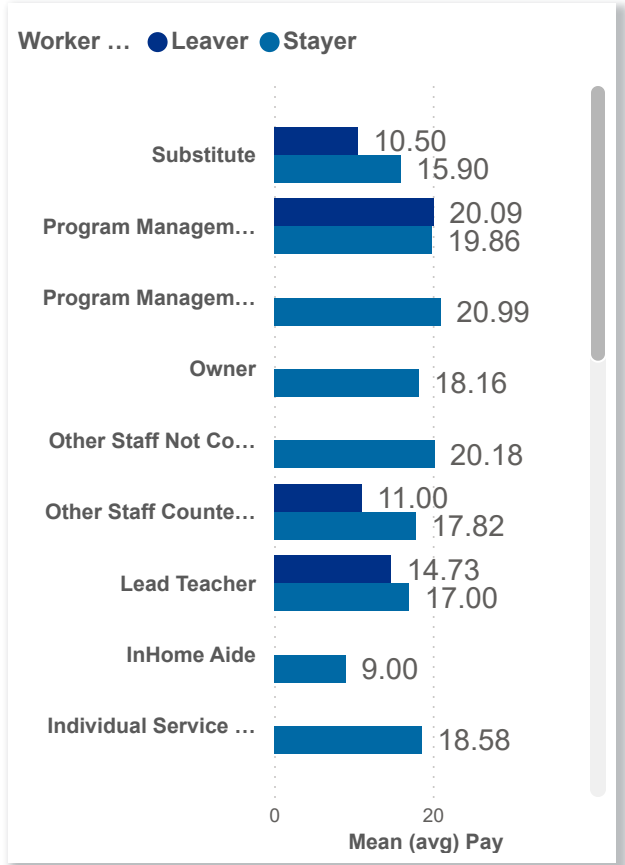



Date:  Program Type:  Job Title:  Teacher Age Group:  Education:  TEACH Status:   
 Position Type:  SUTQ Rating:  Total Duration:  Center Type:  Publicly Funded:  TEACH Models:   
 SDA>County:  Beale Code:  Student Age Group:  POWER Status:   
 POWER Levels:

### PAY MEAN (USD)

LEAVER	STAYER	COMBINED
<b>13.20</b>	<b>15.77</b>	<b>15.70</b>

### Salary Mean by Year and Worker Status



### Combined Salary Mean by Year and Worker Status

