

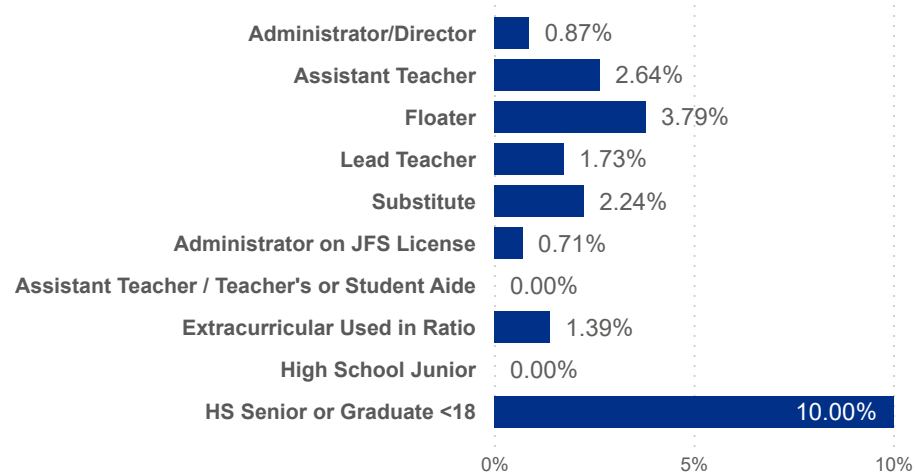


Date: Program Type:
 Job Title: Teacher Age Group: Education: TEACH Status:

Date: Position Type:
 SUTQ Rating: Total Duration: Center Type: Publicly Funded: POWER Status:

SDA>County: Beale Code: Student Age Group: POWER Levels:

Avg Monthly Turnover Rates by Job Title



Avg Monthly Turnover

2.06%

Adjusted Workers

5,754

Total Leaver

248

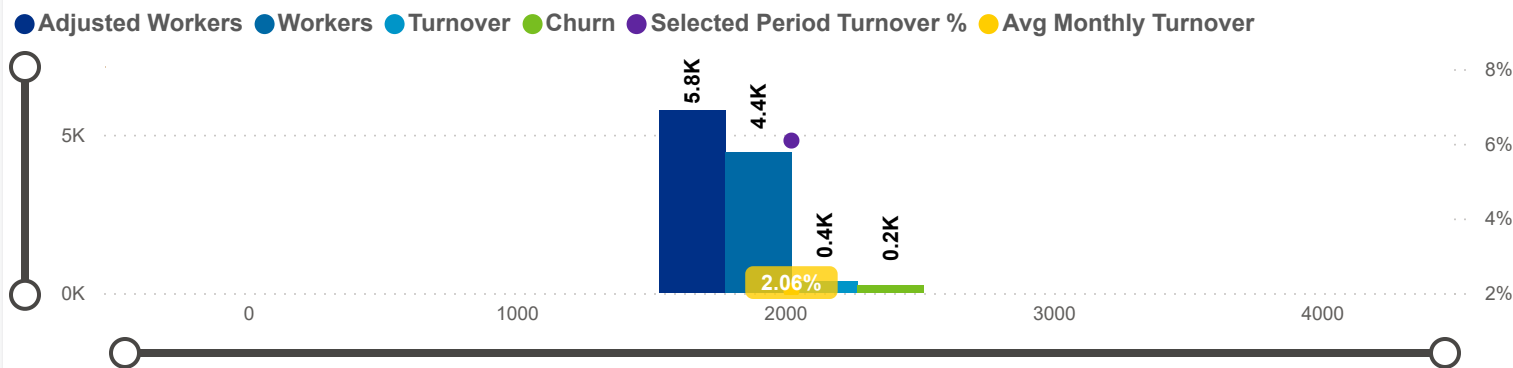
Total Stayer

5,506

Sel Period Turnover

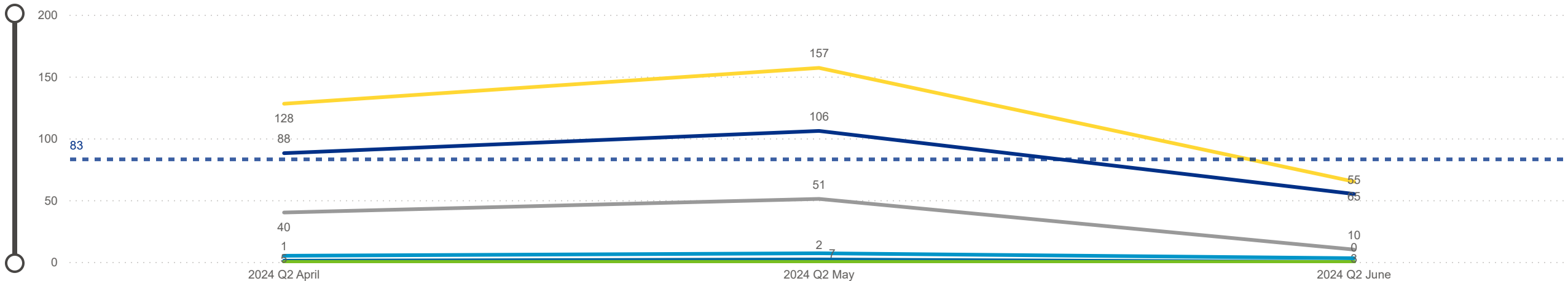
6.08%

Avg Monthly Turnover and Number of Workers



Categorization by Time Series

Churn Internal Promotion Seasonal Transfer Turnover

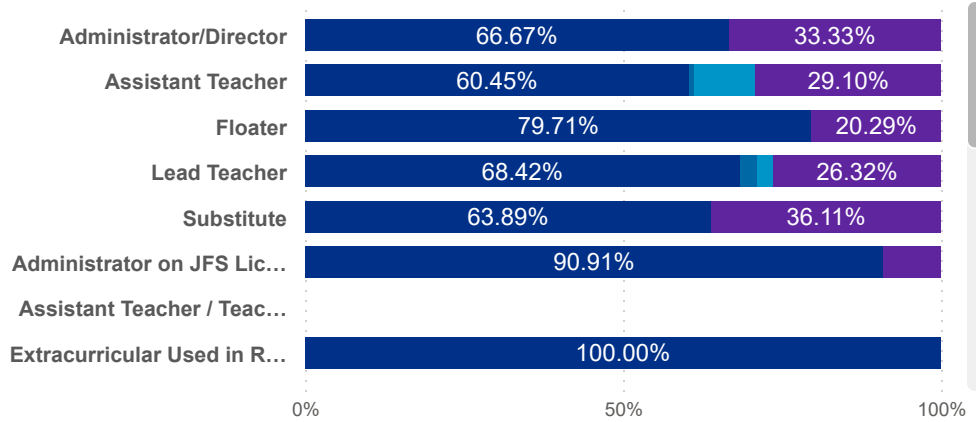




Date: Program Type: Job Title: Teacher Age Group: Education: TEACH Status:
 Position Type: SUTQ Rating: Total Duration: Center Type: Publicly Funded: POWER Status:
 SDA>County: Beale Code: Student Age Group: POWER Levels:

Job Change Reasons by Job Title

● Churn ● Internal ● Promotion ● Seasonal ● Transfer



Avg Monthly Churn

1.47%

Adjusted Workers

5,754

Workload Median

5.74

Pay Median USD / hr

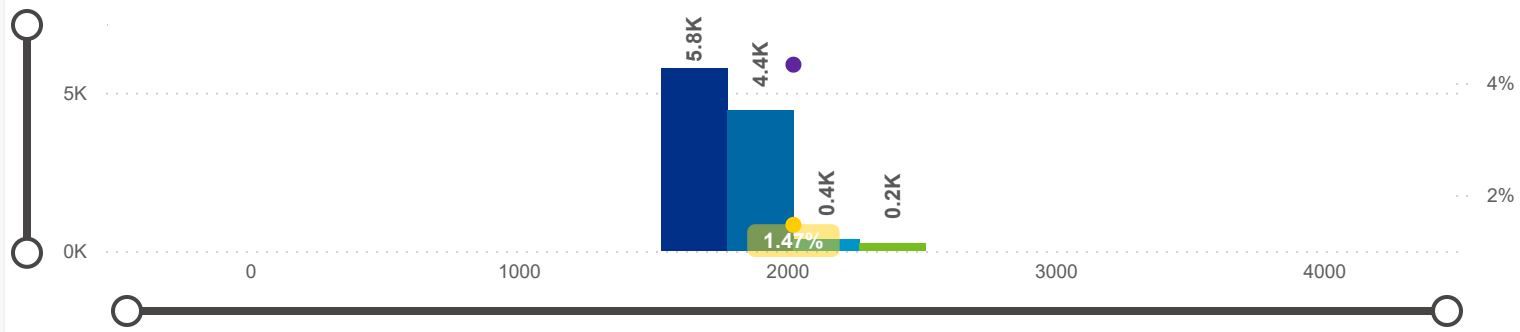
15.00

Avg ECE Duration

6.00

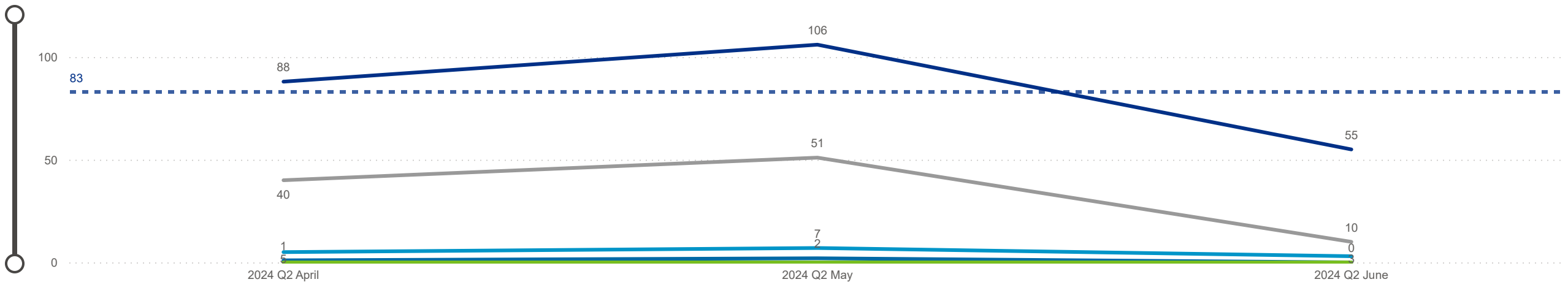
Avg Monthly Churn and Number of Workers

● Adjusted Workers ● Workers ● Turnover ● Churn ● Selected Period Churn % ● Avg Monthly Churn



Categorization by Time Series

● Churn ● Internal ● Promotion ● Seasonal ● Transfer



Date: 202404 | Program Type: Multiple select... | Job Title: All | Teacher Age Group: All | Education: All | TEACH Status: All
 202406 | Position Type: All | SUTQ Rating: All | Total Duration: 0.00 | Center Type: Multiple select... | Publicly Funded: All | POWER Status: All
 SDA>County: SDA 1 | Beale Code: All | Student Age Group: All | POWER Levels: All

Low Leaver % | High Leaver %

ADJUSTED WORKERS

5,754

TOTAL LEAVER

248

TOTAL STAYER

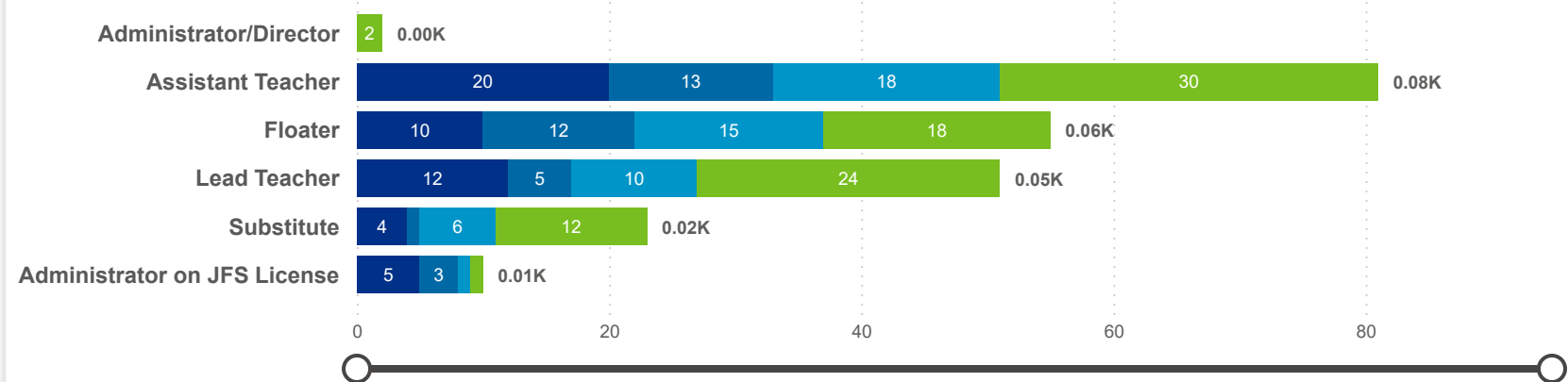
5,506

SELECTED PERIOD CHURN %

4.31%

Leaver by Job Title and Star Rating

SUTQ Rating (1=Br; 2=Sil; 3=Gld) ● 0 ● 1 ● 2 ● 3



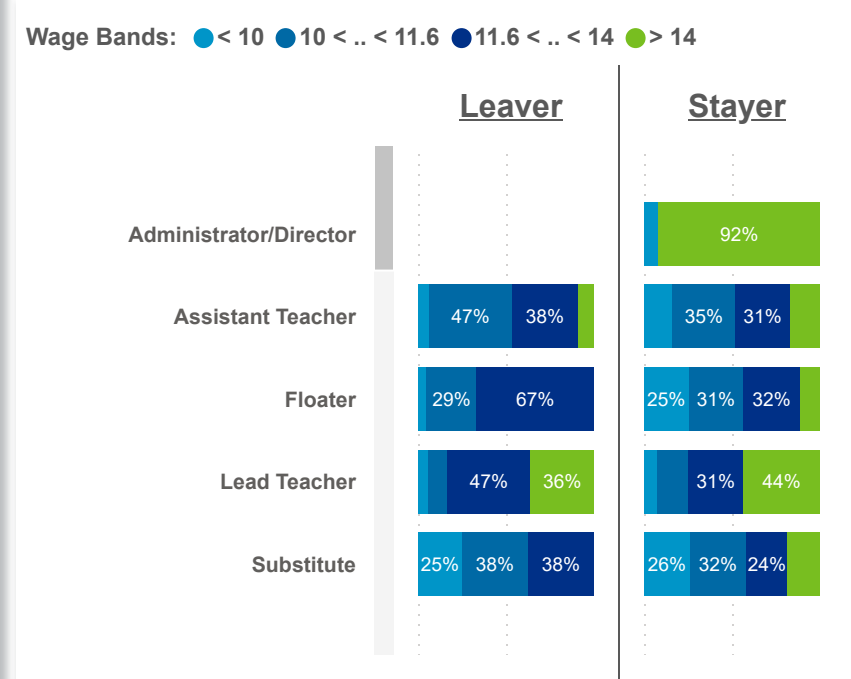
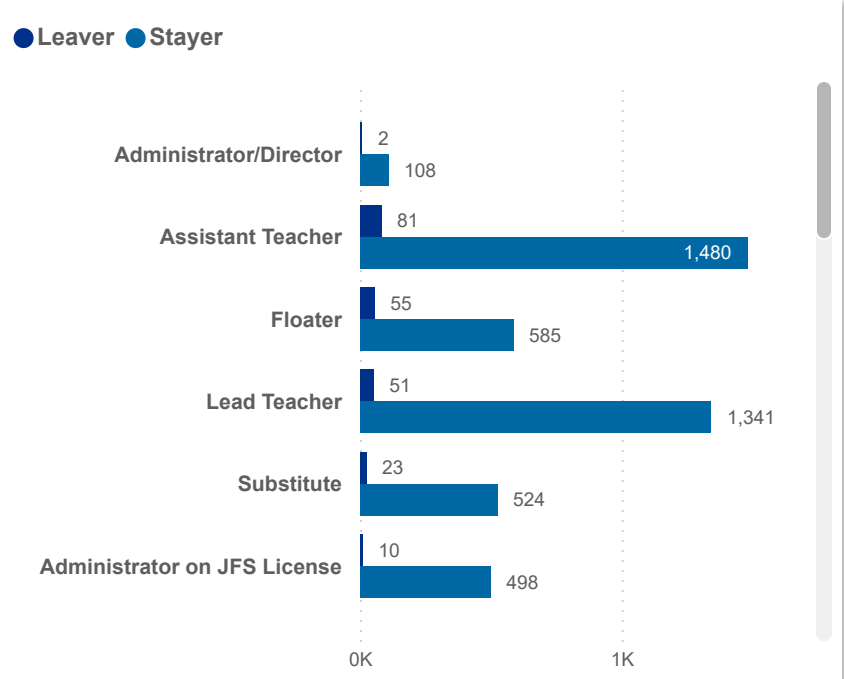
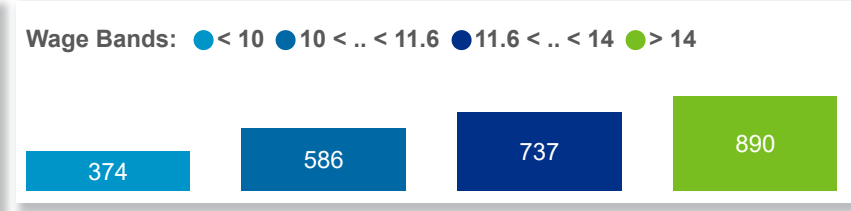
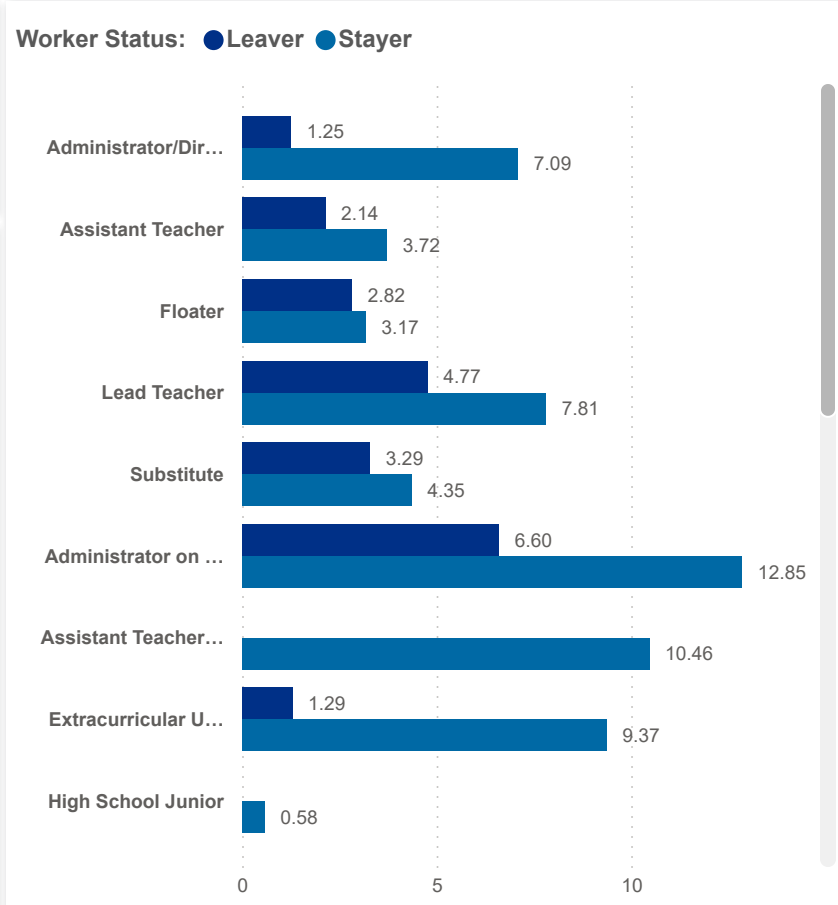

To display Azure Maps visuals, sign in.

County	Adjusted Workers	Workers	Workers %	Total Leaver	Total Stayer	Selected Period Churn %	Stayer %	Avg Monthly Churn	Selected Period Turnover %	Avg Monthly Turnover	Workload Median	Avg Star Rating
Lucas OH	3,616	2,741	61.82%	163	3,453	4.51%	95.49%	1.53%	6.28%	2.12%	6.00	1.8
Wood OH	1,132	943	21.27%	48	1,084	4.24%	95.76%	1.48%	6.80%	2.33%	5.00	1.1
Defiance OH	247	190	4.29%	14	233	5.67%	94.33%	1.86%	6.48%	2.13%	4.52	1.9
Henry OH	159	143	3.23%	7	152	4.40%	95.60%	1.47%	4.40%	1.47%	6.50	1.6
Fulton OH	193	145	3.27%	6	187	3.11%	96.89%	1.05%	3.63%	1.23%	6.00	1.5
Ottawa OH	165	140	3.16%	4	161	2.42%	97.58%	0.82%	4.85%	1.64%	5.33	1.8
Paulding OH	78	62	1.40%	4	74	5.13%	94.87%	1.91%	6.41%	2.39%	3.87	2.1
Williams OH	164	118	2.66%	2	162	1.22%	98.78%	0.40%	1.83%	0.60%	5.08	1.5
Total	5,754	4,434	100.00%	248	5,506	4.31%	95.69%	1.47%	6.08%	2.06%	5.74	1.7



Date: Program Type: Job Title: Teacher Age Group: Education: TEACH Status:
 Position Type: Credential: TEACH Models:
 SDA>County: SUTQ Rating: Total Duration: Center Type: Publicly Funded: POWER Status:
 Beale Code: Student Age Group: POWER Levels:

NUMBER OF WORKERS		AVG ECE DURATION (In Years)		HOURLY WAGE BANDS (USD)	
TOTAL LEAVER	TOTAL STAYER	LEAVER	STAYER	LEAVER (Hourly Wage MED)	STAYER (Hourly Wage MED)
248	5,506	3.05	6.07	14.00	15.00





Date: Program Type: Job Title: Teacher Age Group: Education: TEACH Status:

Date: Position Type: SUTQ Rating: Total Duration: Center Type: Publicly Funded: POWER Status:

SDA>County: Beale Code: Student Age Group: POWER Levels:

NUMBER OF WORKERS

AVG ECE DURATION (In Years)

HOURLY WAGE BANDS (USD)

LEAVER

STAYER

4.31%

95.69%

LEAVER

STAYER

3.05

6.07

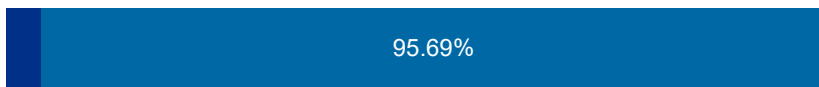
LEAVER (Hourly Wage MED)

STAYER (Hourly Wage MED)

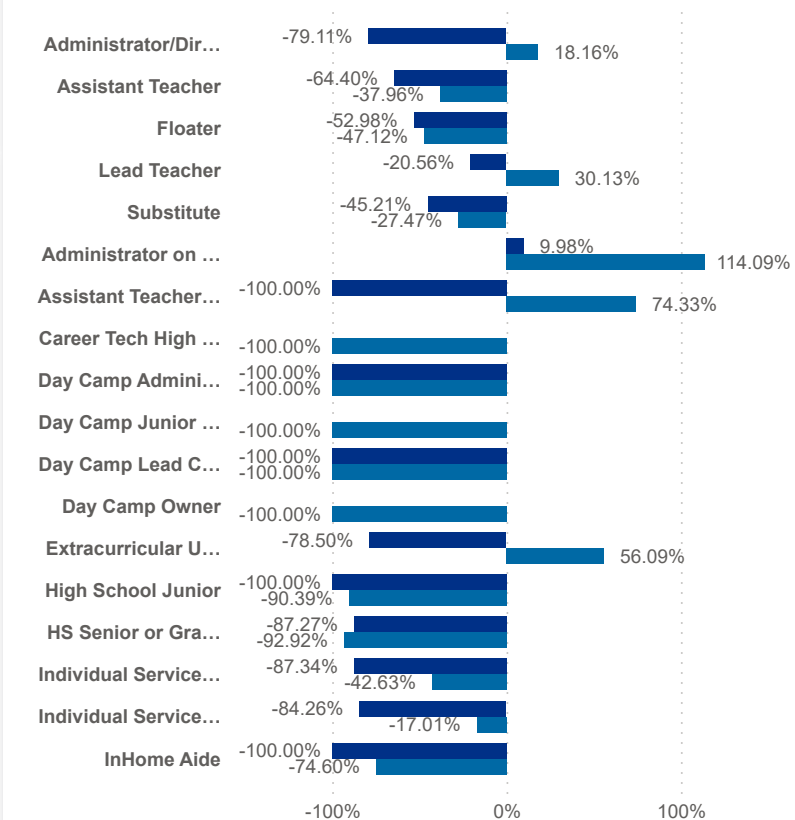
14.00

15.00

Leaver % Stayer %



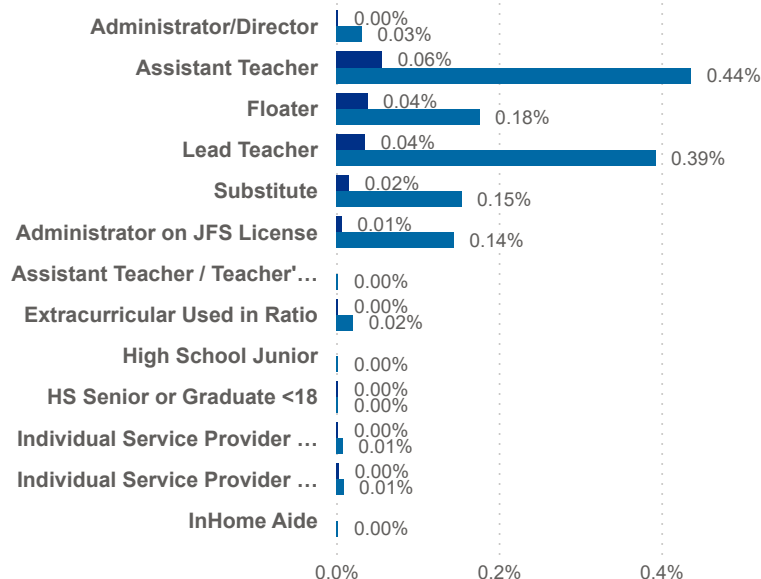
Worker Status: Leaver Stayer



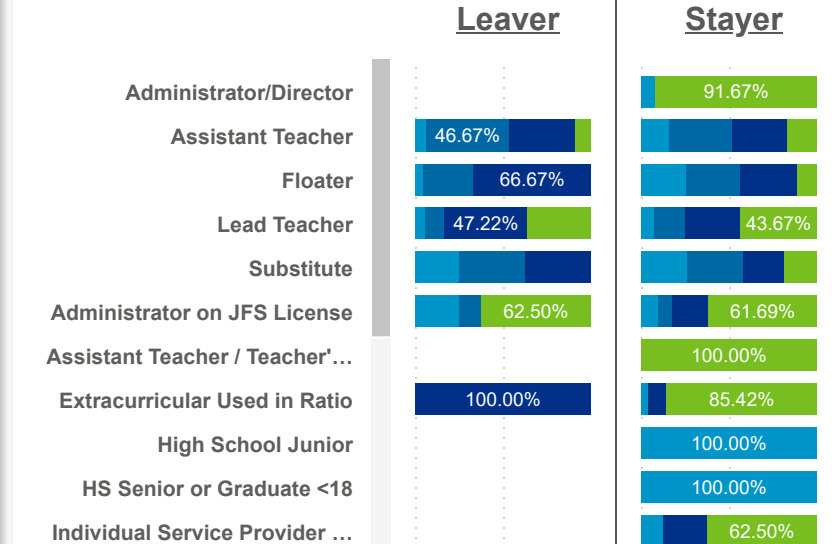
Wage Bands: < 10 10 < .. < 11.6 11.6 < .. < 14 > 14



Worker Status: Leaver Stayer



Wage Bands: < 10 10 < .. < 11.6 11.6 < .. < 14 > 14





Date: Program Type:
 Job Title: Teacher Age Group: Education: TEACH Status:

Date: Position Type:
 SUTQ Rating: Total Duration: Center Type: Publicly Funded: POWER Status:

SDA>County: Beale Code: Student Age Group: POWER Levels:

LEAVER (Avg Career Duration)

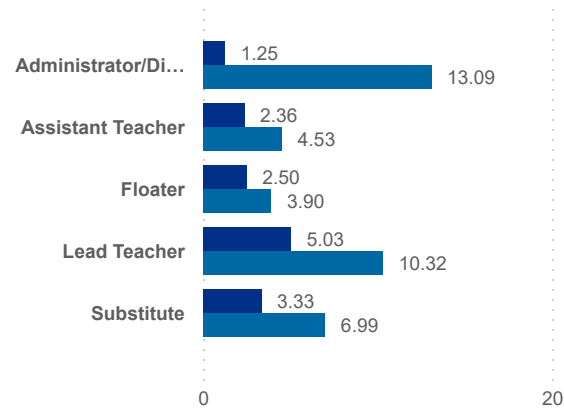
3.41

STAYER (Avg Career Duration)

9.16

Avg Career Duration by Job Title

Worker Status: ● Leaver ● Stayer



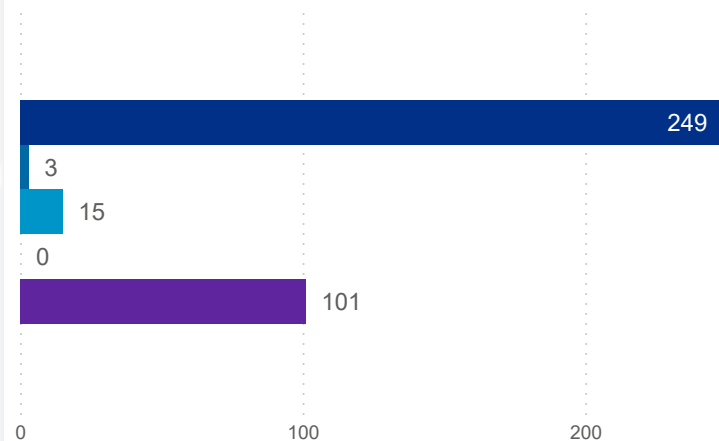
County	Job Title	Longest Serving Profile	\$ / hr	Seniority	Workload	Star Rating (mea)
Defiance	Administrator/Director	2.80		Early	10.71	1
Fulton	Administrator/Director	2.50		Early	8.39	2
Henry	Administrator/Director	2.53		Early	7.67	1
Lucas	Administrator/Director	1.71		Early	6.31	2
Ottawa	Administrator/Director	2.83		Early	73.00	0
Paulding	Administrator/Director	2.08		Early	6.20	3
Williams	Administrator/Director	3.37		Early	11.50	2
Wood	Administrator/Director	1.86		Early	6.00	1
Defiance	Administrator/Director	1.59	20.00	Early	10.77	
Fulton	Administrator/Director	0.71	20.00	Early	5.00	3
Henry	Administrator/Director	1.77	20.00	Early	10.25	3

TOTAL STAYER

5,506

Turnover Reasons

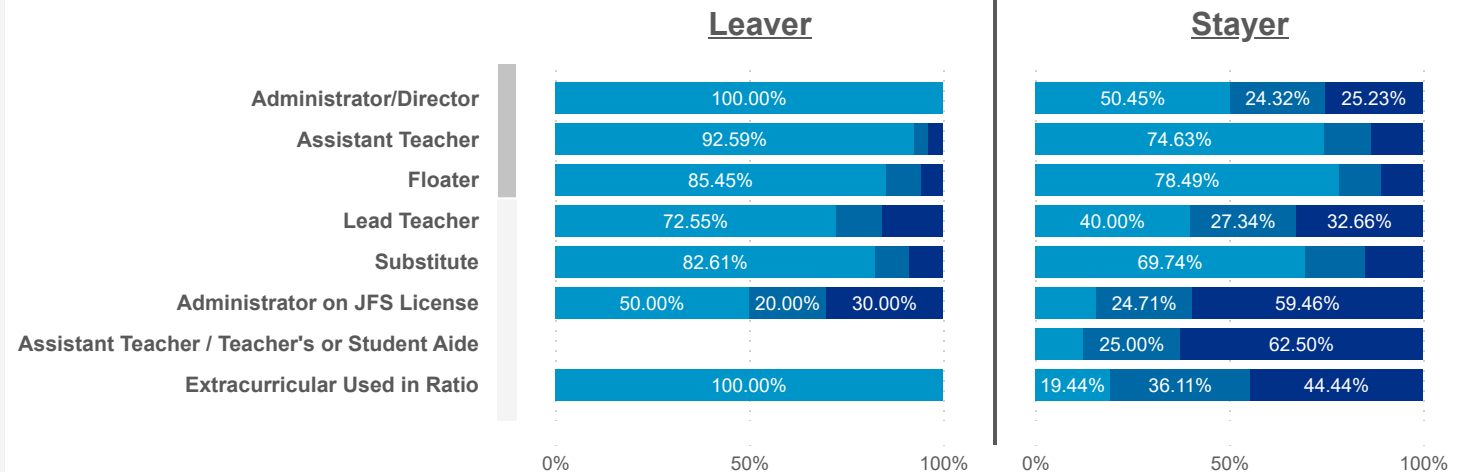
● Churn ● Internal ● Promotion ● Seasonal ● Transfer



STAYER (Promotion)

15

Seniority: ● Early ● Mid ● Senior





Date: Program Type:
 Job Title: Teacher Age Group: Education: TEACH Status:

Date: Position Type:
 SUTQ Rating: Total Duration: Center Type: Publicly Funded: POWER Status:

SDA>County: Beale Code: Student Age Group: POWER Levels:

LEAVER (Avg Career Duration)

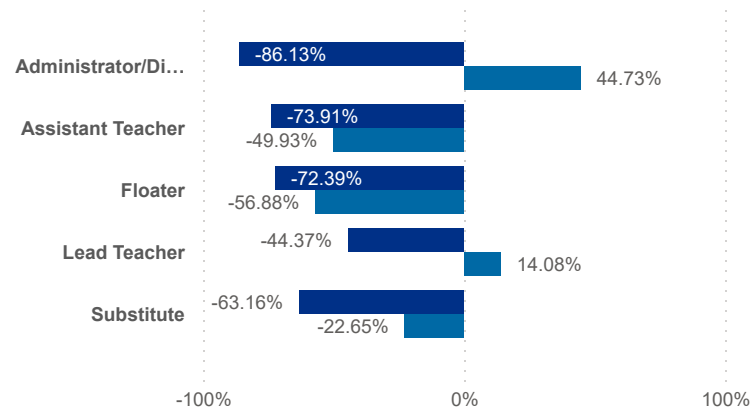
3.41

STAYER (Avg Career Duration)

9.16

Avg Career Duration by Job Title vs Mean

Worker Status: ● Leaver ● Stayer



County	Job Title	Longest Serving Profile	\$ / hr	Seniority	Workload	Star Rating (mean)
Defiance	Cook	0.09	17.00	Mid	3.50	3.0
Lucas	Assistant Teacher	0.10	12.23	Early	6.25	0.0
Henry	Administrator on JFS License	0.14		Early	2.95	0.0
Lucas	Driver	0.14	12.00	Early	5.72	3.0
Lucas	Floater	0.18	16.00	Mid	6.45	1.0
Lucas	Lead Teacher	0.18	20.52	Early	5.31	3.0
Henry	Extracurricular Used in Ratio	0.18		Mid	6.50	3.0
Wood	Administrator on JFS License	0.19	26.34	Early	4.00	3.0
Lucas	Extracurricular Used in Ratio	0.20	20.00	Early	6.82	0.0
Williams	Other Staff Counted In Ratio	0.20		Early	8.75	3.0
Ottawa	Floater	0.20	17.00	Senior	7.33	1.0

TOTAL STAYER

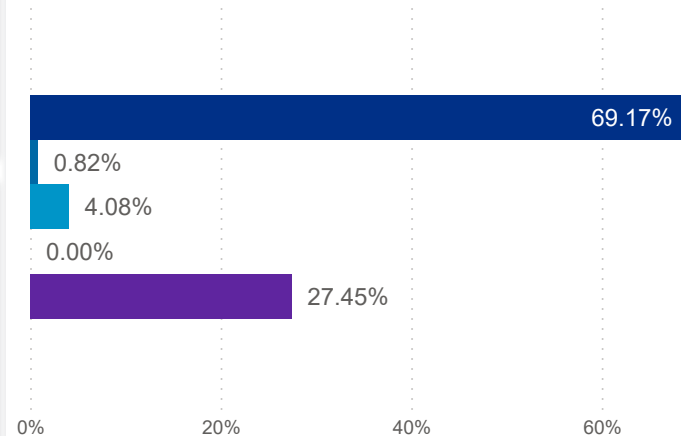
5,506

STAYER (Promotion)

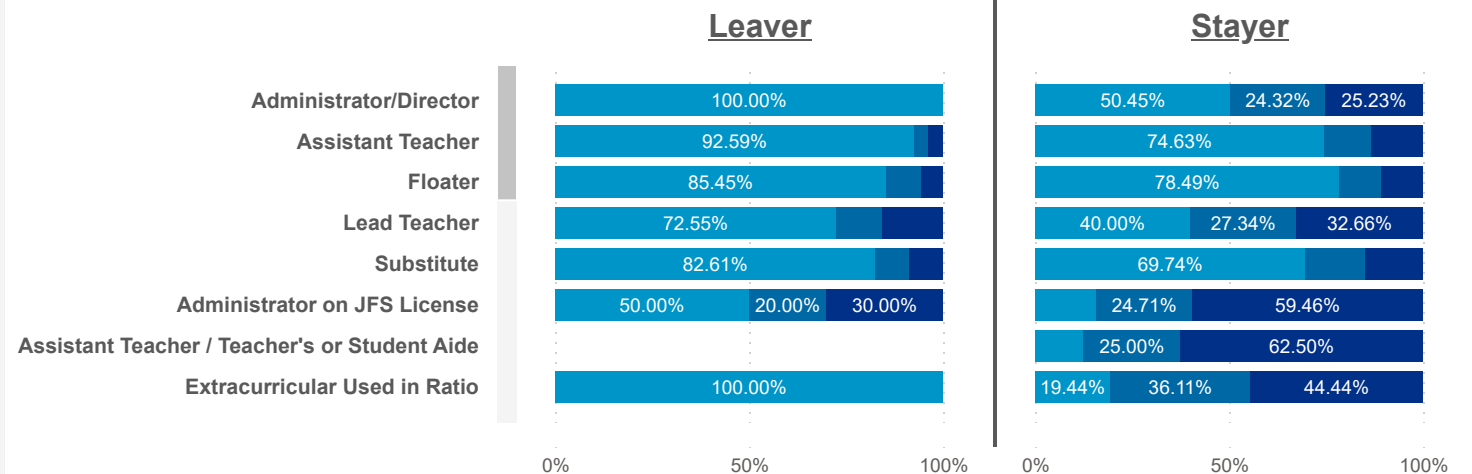
15

Turnover Reasons

● Churn ● Internal ● Promotion ● Seasonal ● Transfer



Seniority: ● Early ● Mid ● Senior





Date: Program Type: Job Title: Teacher Age Group: Education: TEACH Status:
 Position Type: SUTQ Rating: Total Duration: Center Type: Publicly Funded: POWER Status:
 SDA>County: Beale Code: Student Age Group: POWER Levels:

PAY MEDIAN (USD)

PAY PROGRESSION (USD)

PAY & CAREER SENIORITY (USD)

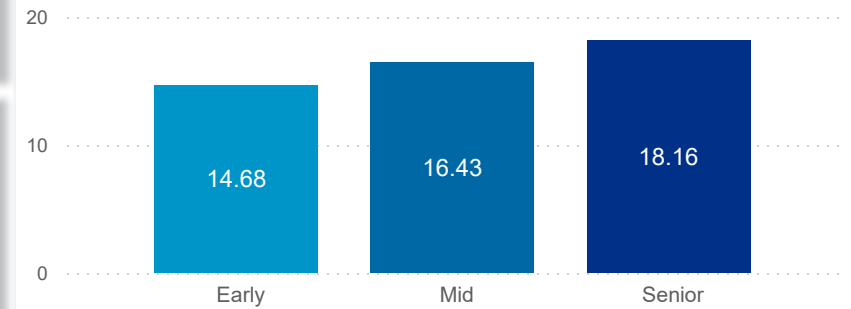
LEAVER
14.00

STAYER
15.00

LEAVER
0.28

STAYER
0.58

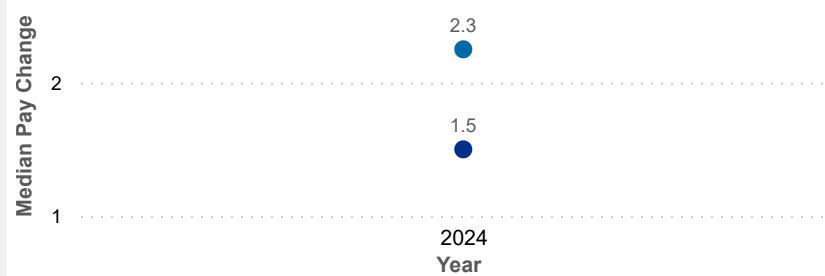
Seniority: ● Early ● Mid ● Senior



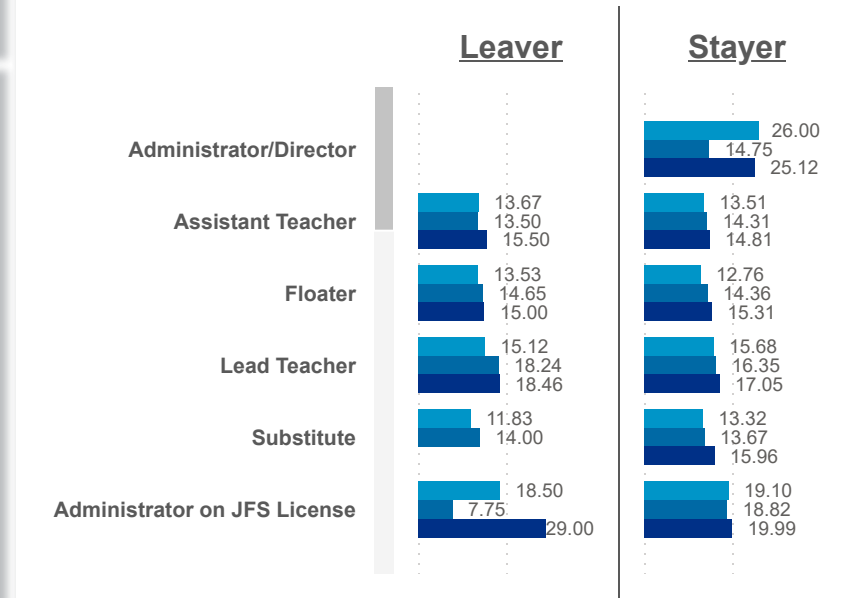
Worker Status: ● Leaver ● Stayer



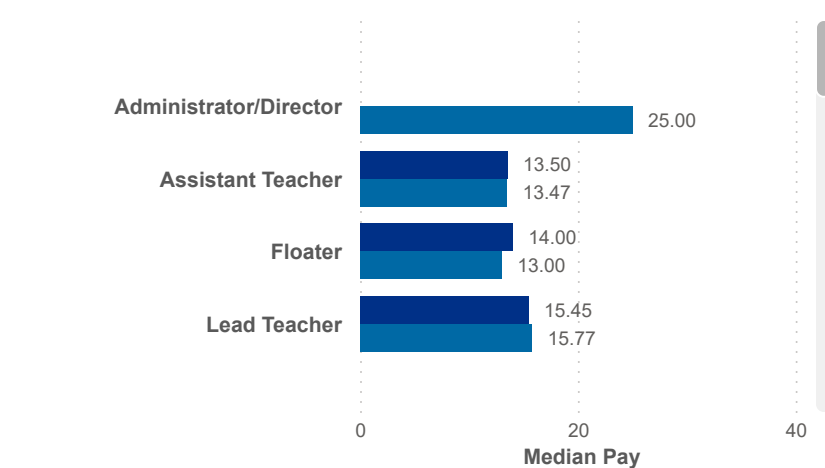
Worker Status: ● Leaver ● Stayer



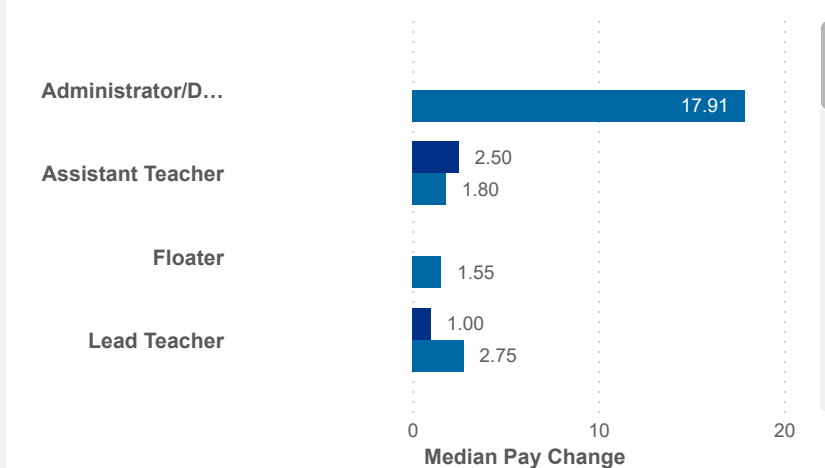
Seniority: ● Early ● Mid ● Senior



Worker Status: ● Leaver ● Stayer



Worker Status: ● Leaver ● Stayer





Date: Program Type:
 Job Title: Teacher Age Group: Education: TEACH Status:

Date: Position Type:
 SUTQ Rating: Total Duration: Center Type: Publicly Funded: POWER Status:

SDA>County: Total Duration: Beale Code: Student Age Group: POWER Levels:

PAY MEDIAN (USD)

LEAVER

14.00

STAYER

15.00

PAY PROGRESSION (USD)

LEAVER

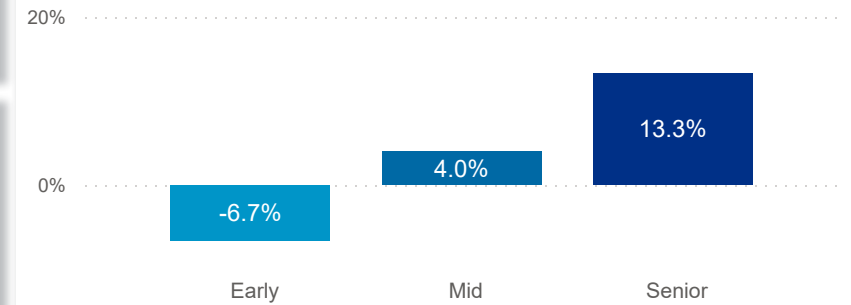
0.28

STAYER

0.58

PAY & CAREER SENIORITY (USD)

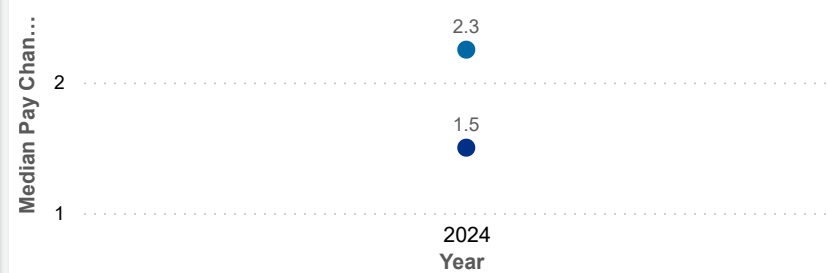
Seniority: ● Early ● Mid ● Senior



Worker Status: ● Leaver ● Stayer

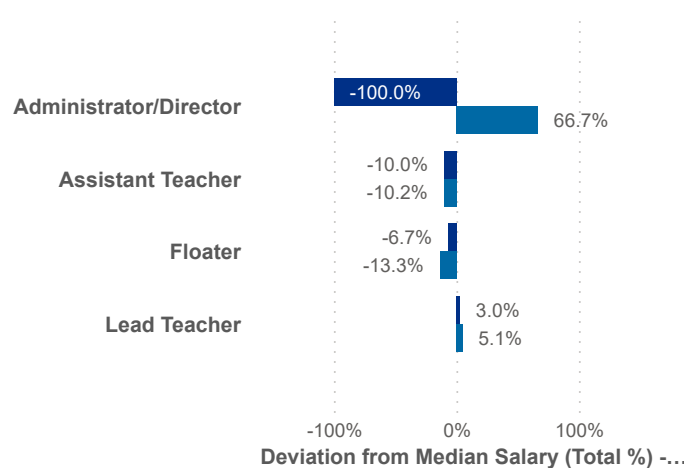


Worker Status: ● Leaver ● Stayer

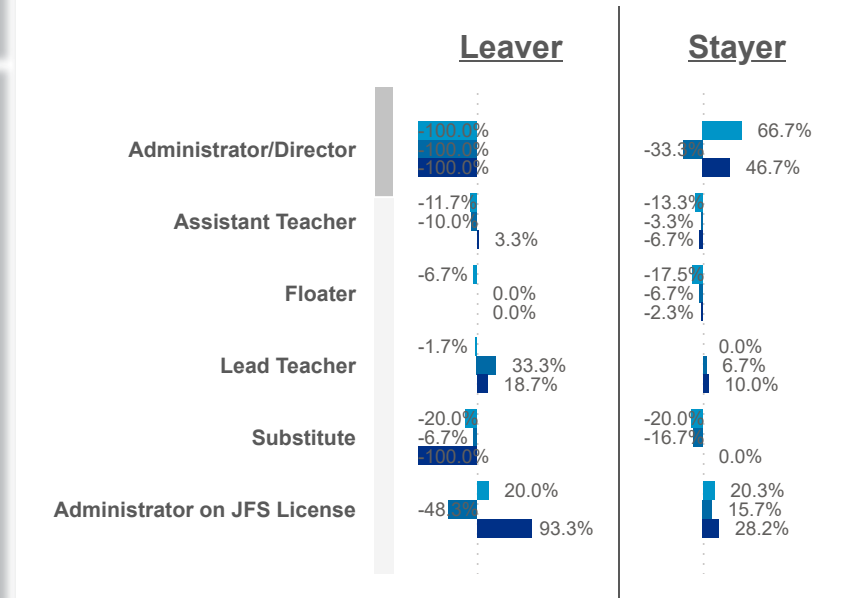
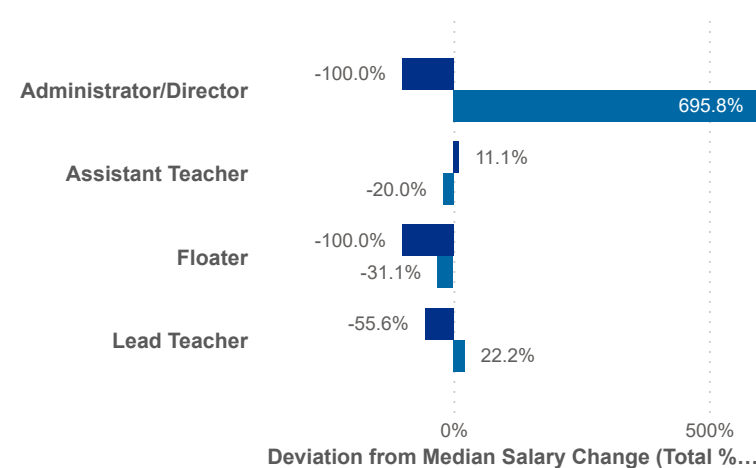


Seniority: ● Early ● Mid ● Senior

Worker Status: ● Leaver ● Stayer



Worker Status: ● Leaver ● Stayer





Date: Program Type:
 Job Title: Teacher Age Group: Education: TEACH Status:

Position Type:
 SUTQ Rating: Total Duration: Center Type: Publicly Funded: POWER Status:

SDA>County: Beale Code: Student Age Group: POWER Levels:

Workload Median (Total)

5.74

Workload Median (Leaver)

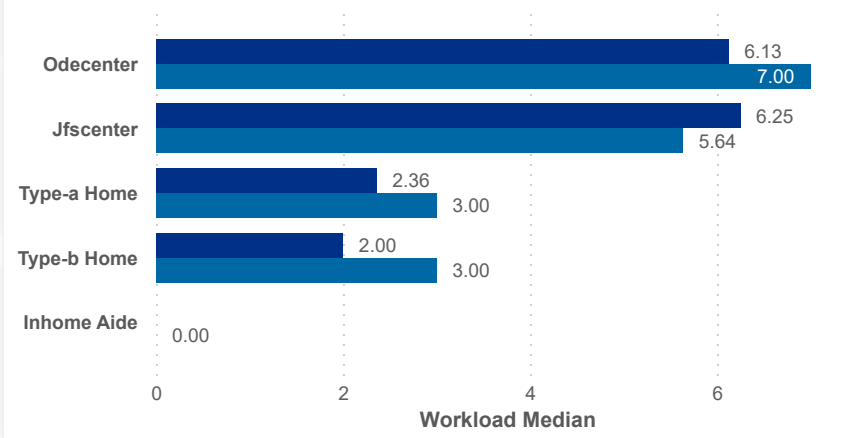
6.00

Workload Median (Stayer)

5.74

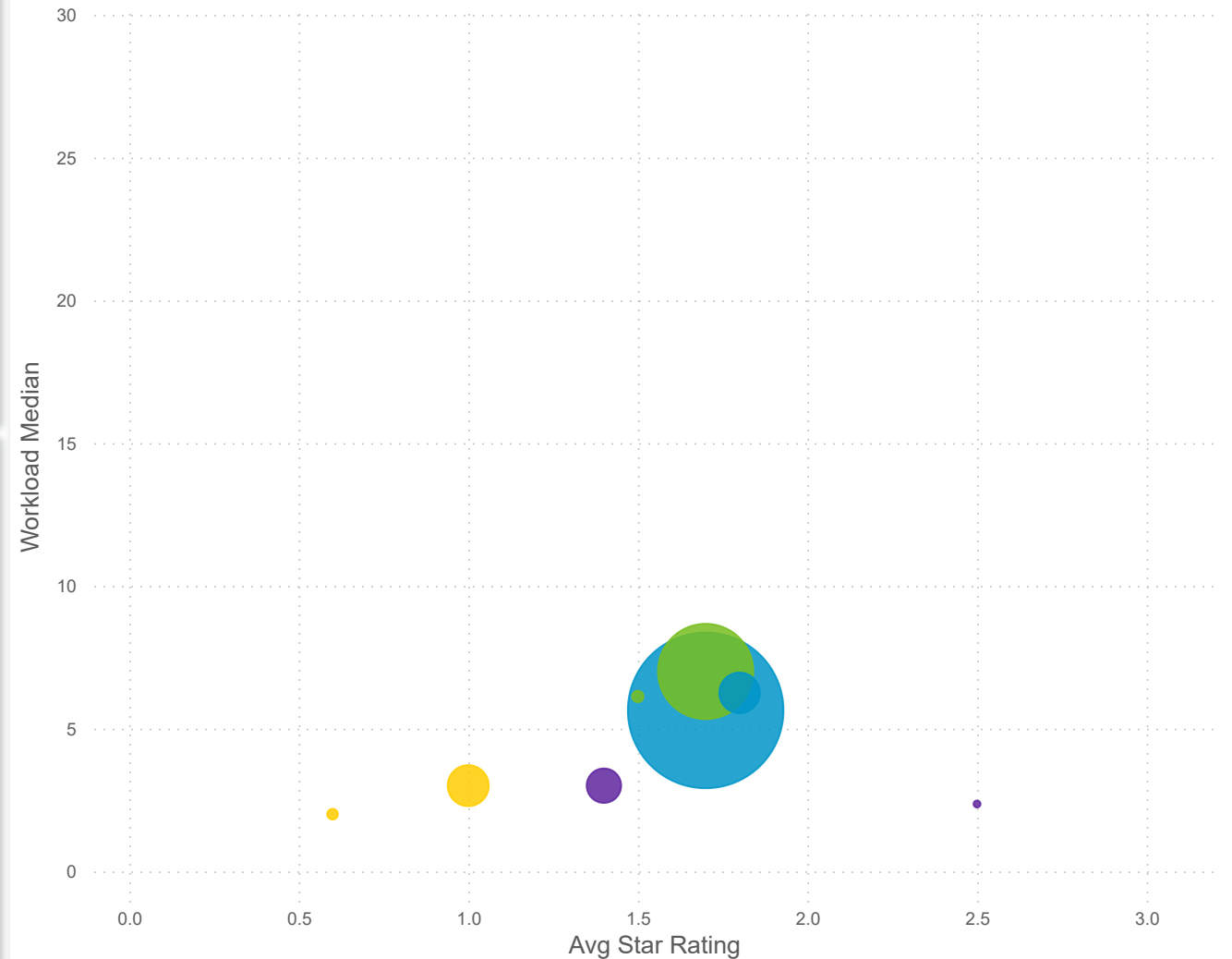
Workload Median

Worker status ● Leaver ● Stayer



Star Rating Mean, Workload Median, and Number of Users by Worker Status and Center Type

Center Type: ● Inhome Aide ● Jfscenter ● Odecenter ● Type-a Home ● Type-b Home



Star Rating Mean (Total)

1.7

Star Rating Mean (Leaver)

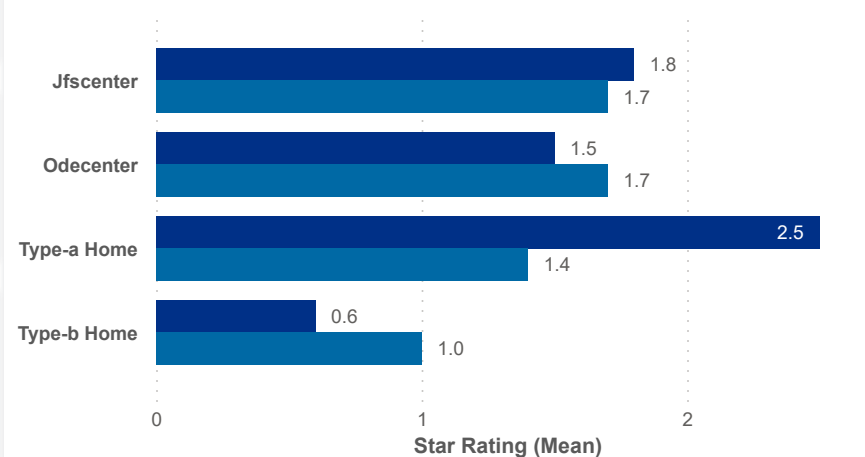
1.8

Star Rating Mean (Stayer)

1.7

Star Rating Mean

Worker status ● Leaver ● Stayer





Date: Program Type:
 Job Title: Teacher Age Group: Education: TEACH Status:

Position Type:
 Center Type: Publicly Funded: POWER Status:

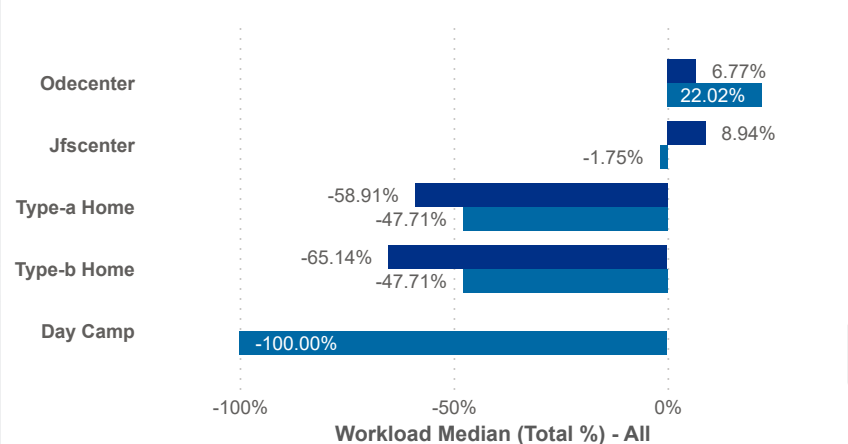
SDA>County: STUQ Rating: Total Duration:
 Beale Code: Student Age Group: POWER Levels:

Workload Median (Total)

5.74

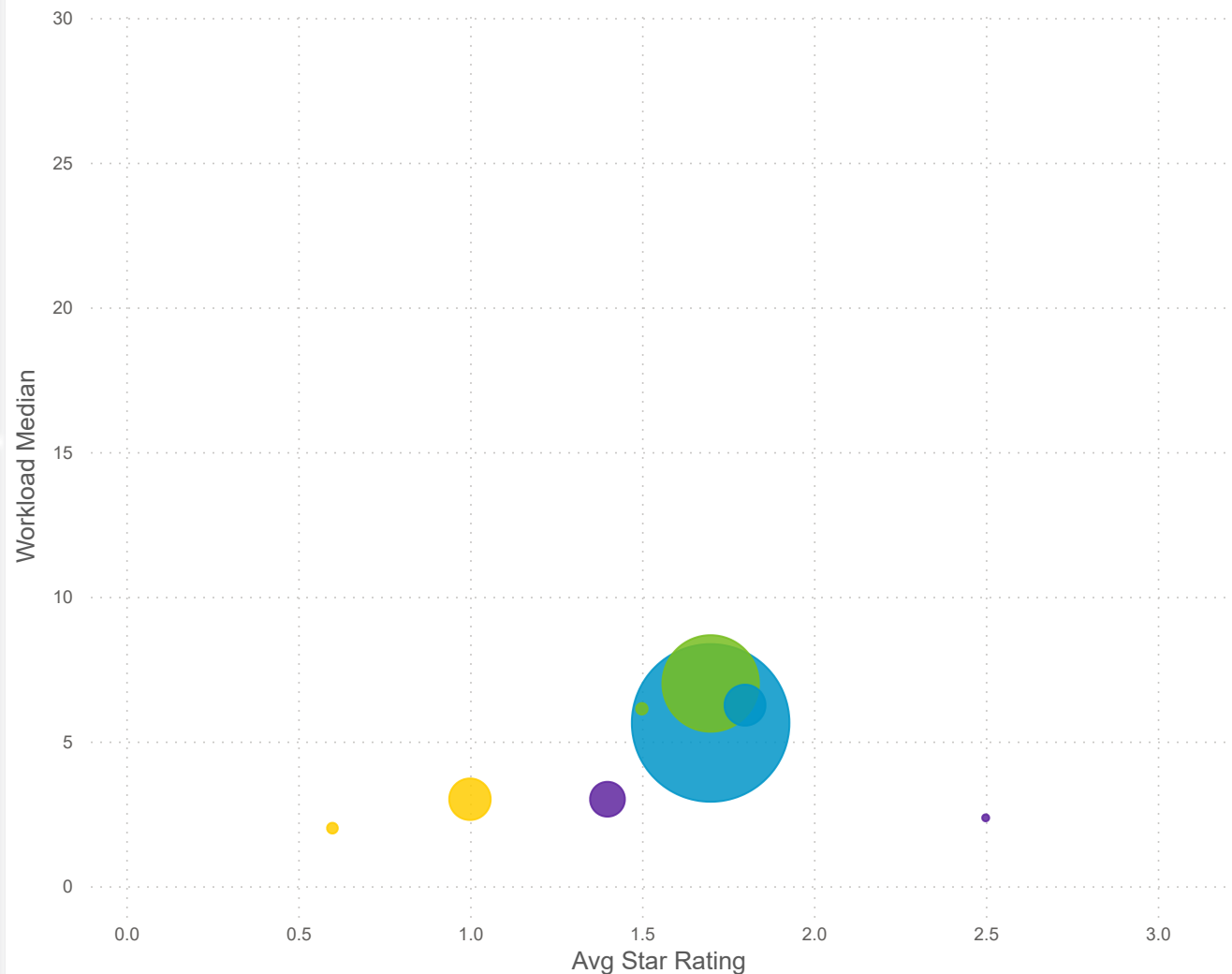
Workload Median (Total %)

Worker status ● Leaver ● Stayer



Star Rating Mean, Workload Median, and Number of Users by Worker Status and Center Type

Center Type: ● Inhome Aide ● Jfscenter ● Odecenter ● Type-a Home ● Type-b Home



Workload Median (Leaver)

6.00

Workload Median (Stayer)

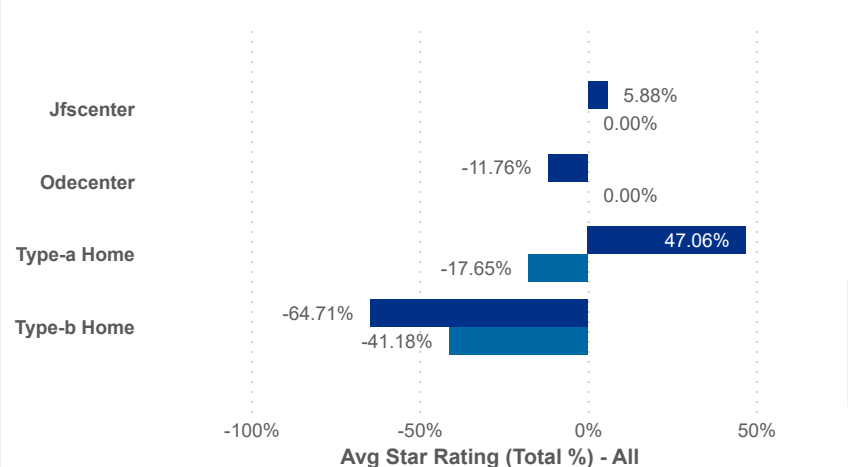
5.74

Star Rating Mean (Total)

1.7

Star Rating Mean (Total %)

Worker status ● Leaver ● Stayer



Star Rating Mean (Leaver)

1.8

Star Rating Mean (Stayer)

1.7



Date: 202404 Program Type: Multiple select... Job Title: All Teacher Age Group: All Education: All TEACH Status: All

202406 Position Type: All Credential: All TEACH Models: All

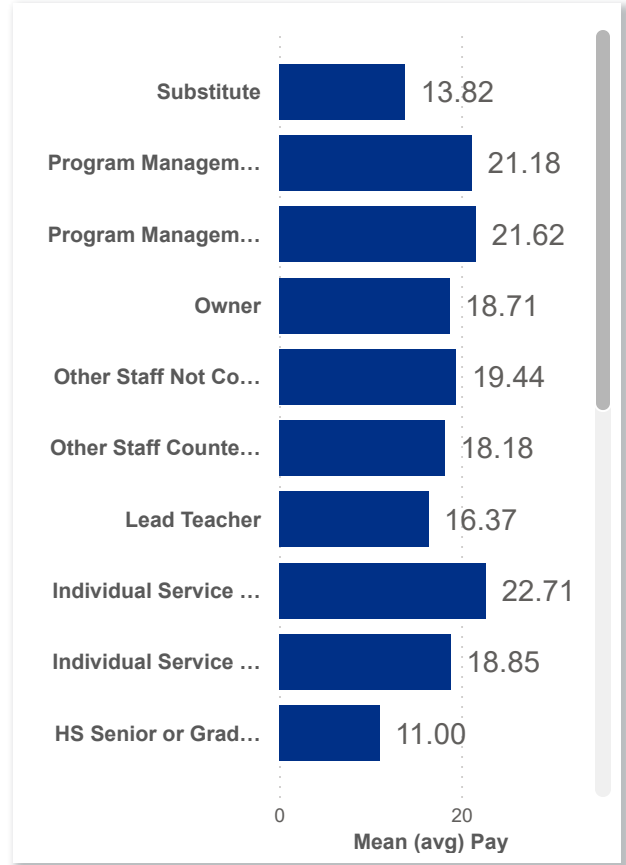
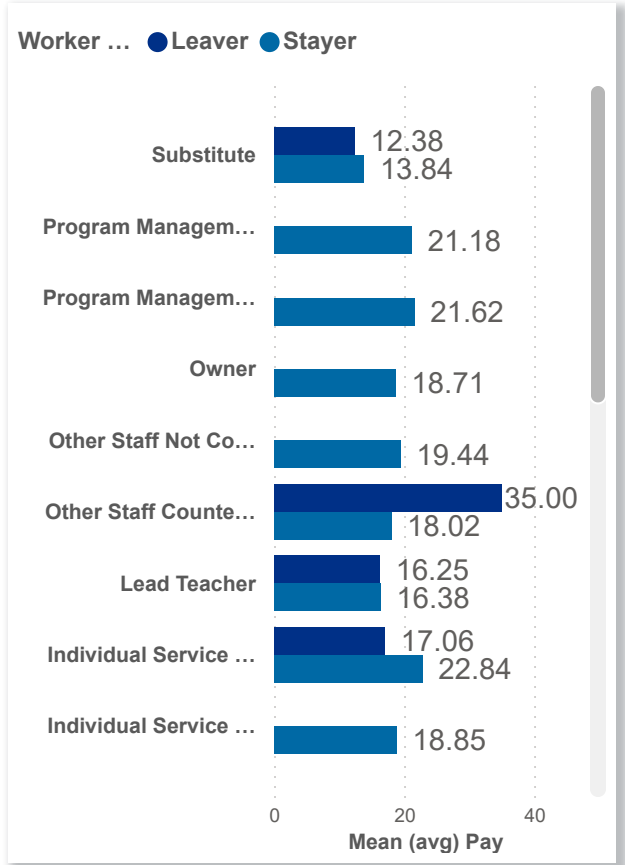
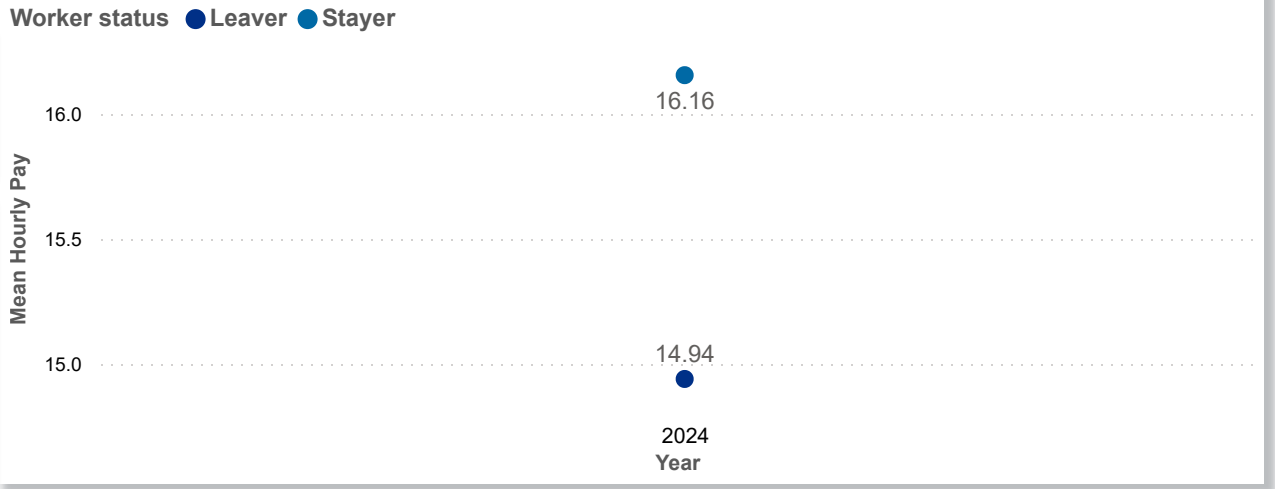
SDA>County: SDA 1 SUTQ Rating: All Total Duration: 0.00 Center Type: Multiple select... Publicly Funded: All POWER Status: All

100.00 Beale Code: All Student Age Group: All POWER Levels: All

PAY MEAN (USD)

LEAVER	STAYER	COMBINED
14.94	16.16	16.14

Salary Mean by Year and Worker Status



Combined Salary Mean by Year and Worker Status

