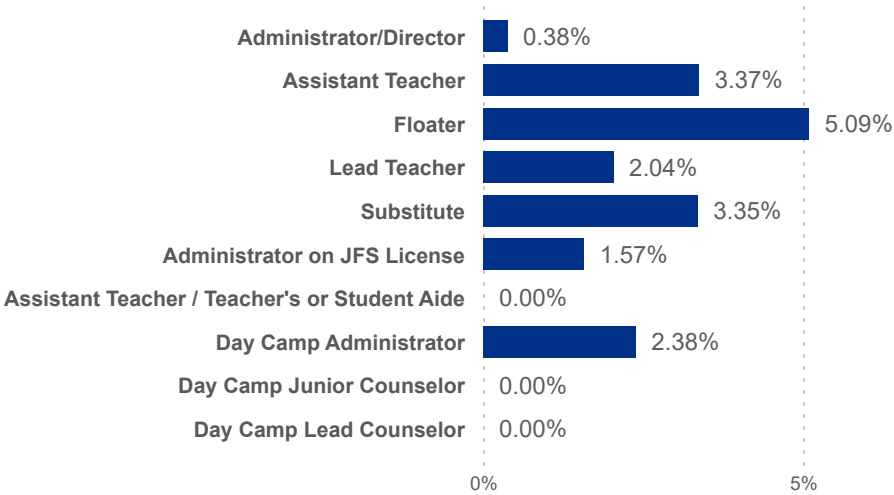




Program Type: Multiple selections Position Type: All Beale Code: All Publicly Funded: All Job Title: All

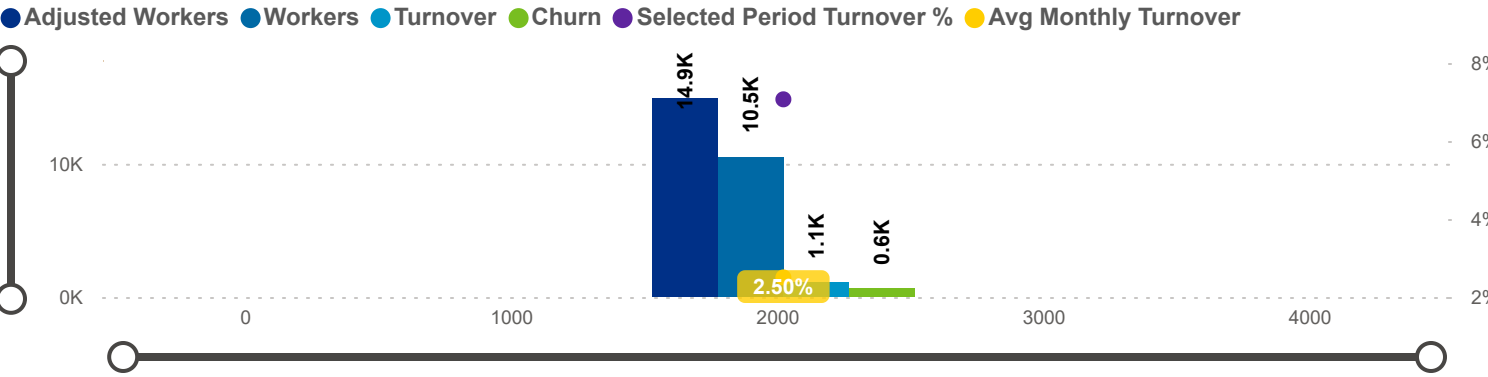
Date: 202401 202403 SDA>County: SDA 4 Star Rating: All Total Duration: 0.00 50.00 Center Type: Multiple select... Education: All

Avg Monthly Turnover Rates by Job Title

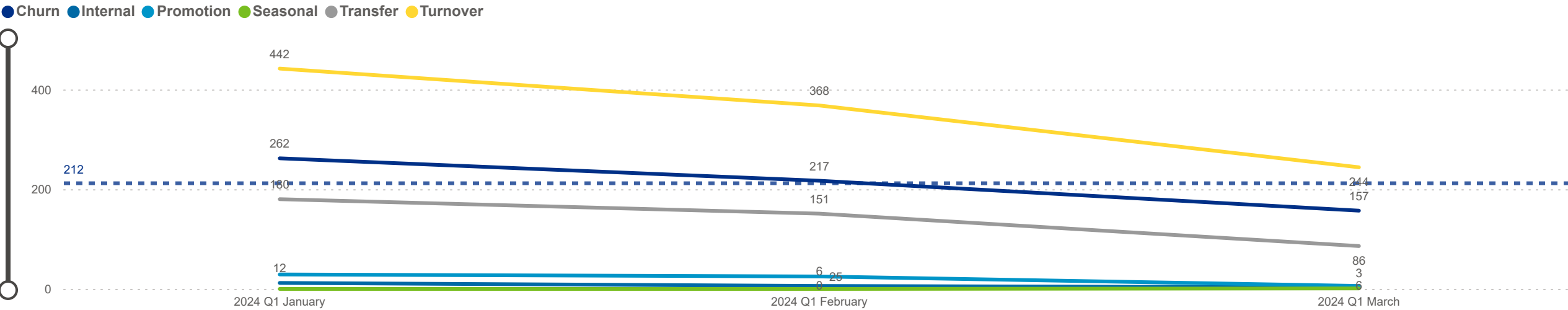


Avg Monthly Turnover	Adjusted Workers	Total Leaver	Total Stayer	Sel Period Turnover
2.50%	14,911	633	14,278	7.07%

Avg Monthly Turnover and Number of Workers



Categorization by Time Series



Date:202401

Program Type:Multiple select...

Job Title:All

Teacher Age Group:All

Education:All

Retention Support (Comp.):All

Date:202403

Position Type:All

Star Rating:All

Legacy Star Rating:All

Total Duration:0.0050.00

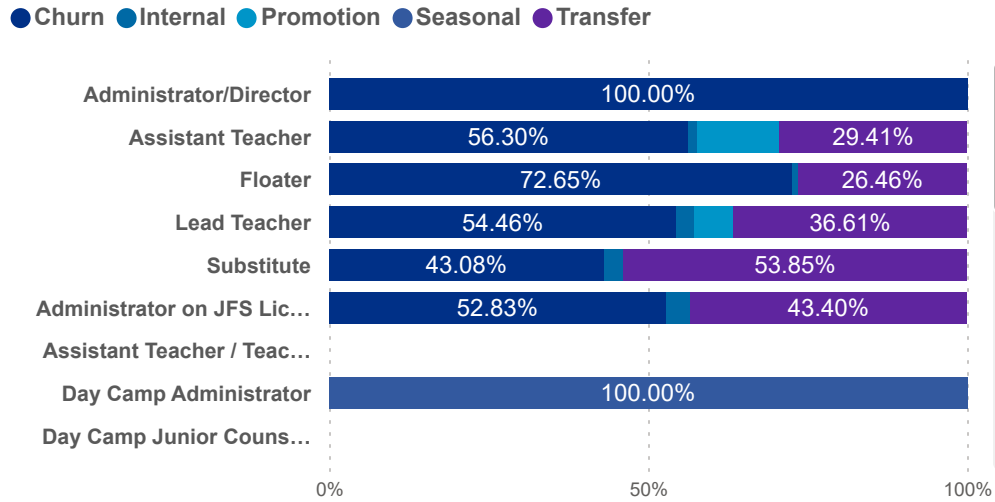
Center Type:Multiple select...

Beale Code:All

Publicly Funded:All

Student Age Group:All

Job Change Reasons by Job Title



Avg Monthly Churn

1.51%

Adjusted Workers

14,911

Workload Median

5.29

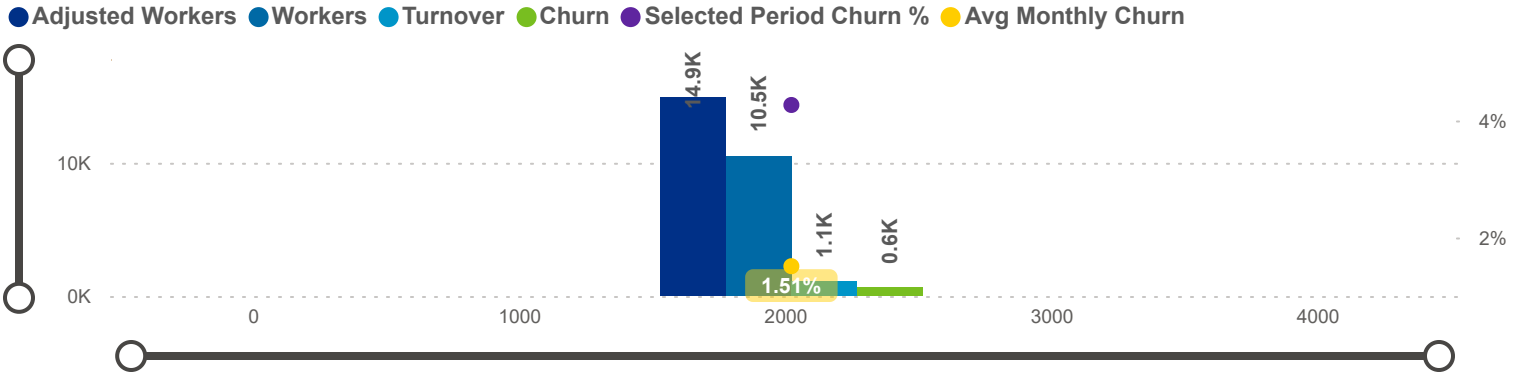
Pay Median USD / hr

14.75

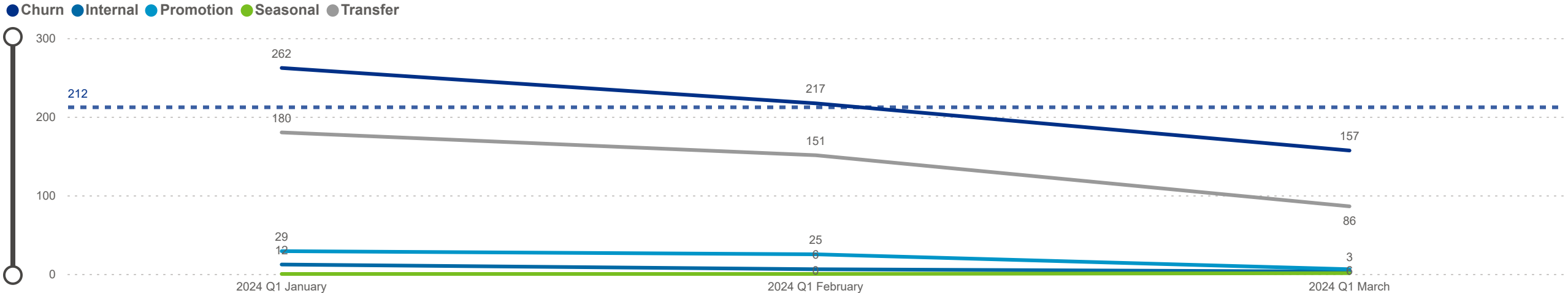
Avg ECE Duration

5.62

Avg Monthly Churn and Number of Workers



Categorization by Time Series



Program Type: 

Multiple selections

Position Type: 

All

Beale Code: 

All

Publicly Funded: 

All

Job Title: 

All

Date: 

202401

202403

SDA>County: 

SDA 4

Star Rating: 

All

Total Duration: 

0.00

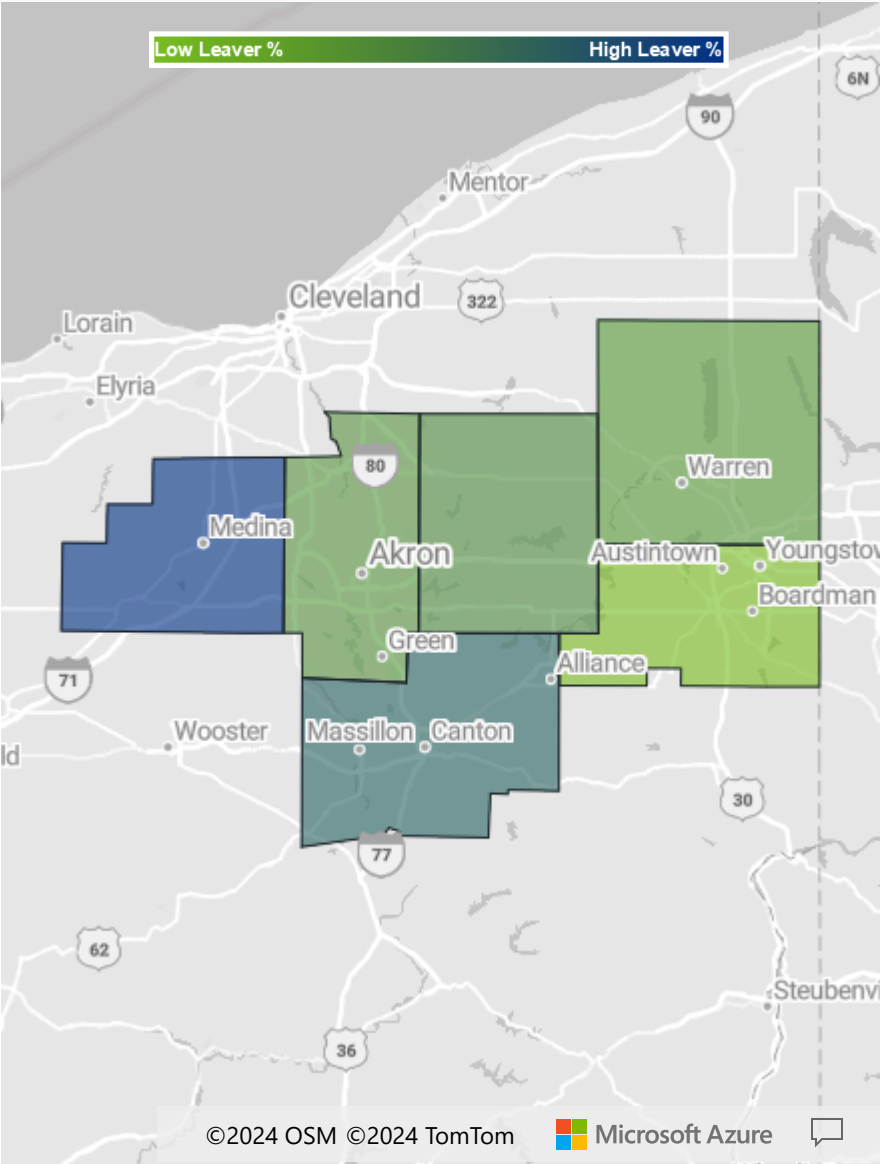
50.00

Center Type: 

Multiple select...

Education: 

All



ADJUSTED WORKERS

14,911

TOTAL LEAVER

633

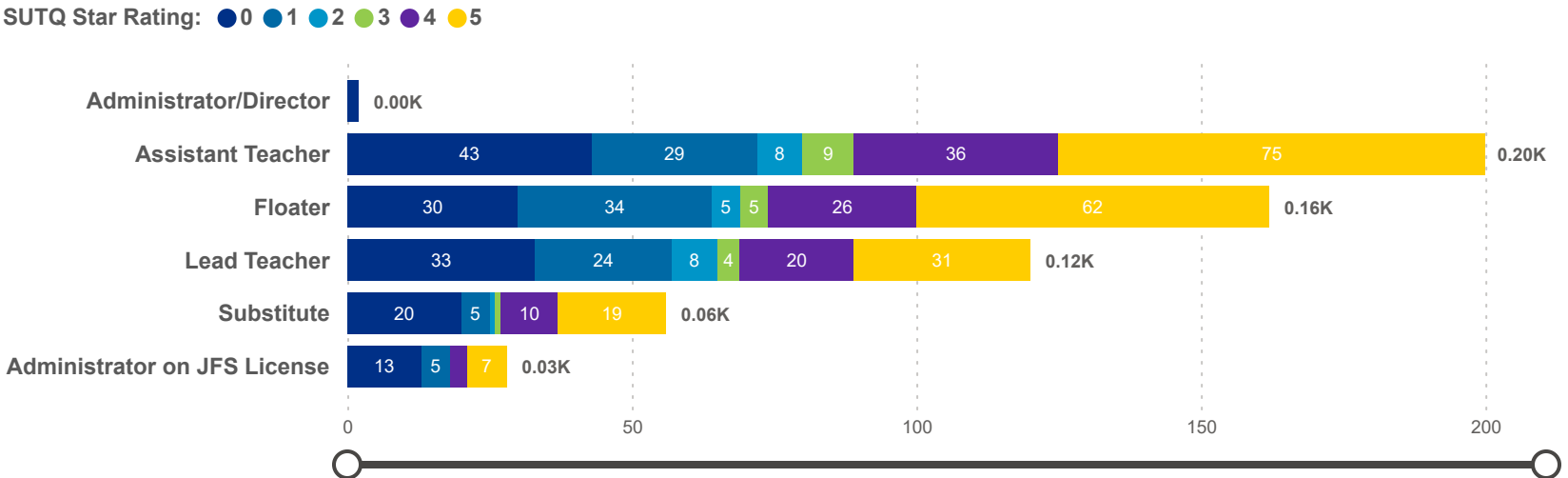
TOTAL STAYER

14,278

SELECTED PERIOD CHURN %

4.25%

Leaver by Job Title and Star Rating



County	Adjusted Workers	Workers	Workers %	Total Leaver	Total Stayer	Selected Period Churn %	Stayer %	Avg Monthly Churn	Selected Period Turnover %	Avg Monthly Turnover	Workload Median	Star Rating Mean
Summit OH	5,193	3,794	36.14%	209	4,984	4.02%	95.98%	1.43%	6.91%	2.45%	5.33	3.95
Stark OH	3,228	2,323	22.13%	158	3,070	4.89%	95.11%	1.75%	8.71%	3.12%	6.32	4.09
Mahoning OH	2,833	1,798	17.13%	95	2,738	3.35%	96.65%	1.18%	5.65%	1.96%	3.96	4.01
Medina OH	1,298	985	9.38%	75	1,223	5.78%	94.22%	2.10%	9.09%	3.26%	5.35	3.46
Trumbull OH	1,253	925	8.81%	50	1,203	3.99%	96.01%	1.42%	5.27%	1.83%	5.67	3.49
Portage OH	1,106	861	8.20%	46	1,060	4.16%	95.84%	1.47%	6.33%	2.24%	4.74	3.95
Total	14,911	10,497	100.00%	633	14,278	4.25%	95.75%	1.51%	7.07%	2.50%	5.29	3.91



Program Type: Multiple selections Position Type: All Beale Code: All Publicly Funded: All Job Title: All

Date: 202401 202403 SDA>County: SDA 4 Star Rating: All Total Duration: 0.00 50.00 Center Type: Multiple select... Education: All

NUMBER OF WORKERS

AVG ECE DURATION (In Years)

HOURLY WAGE BANDS (USD)

TOTAL LEAVER

TOTAL STAYER

LEAVER

STAYER

LEAVER (Hourly Wage MED)

STAYER (Hourly Wage MED)

633

14,278

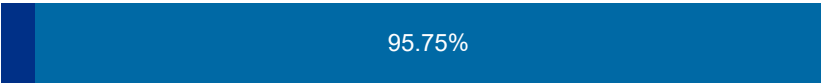
3.21

5.69

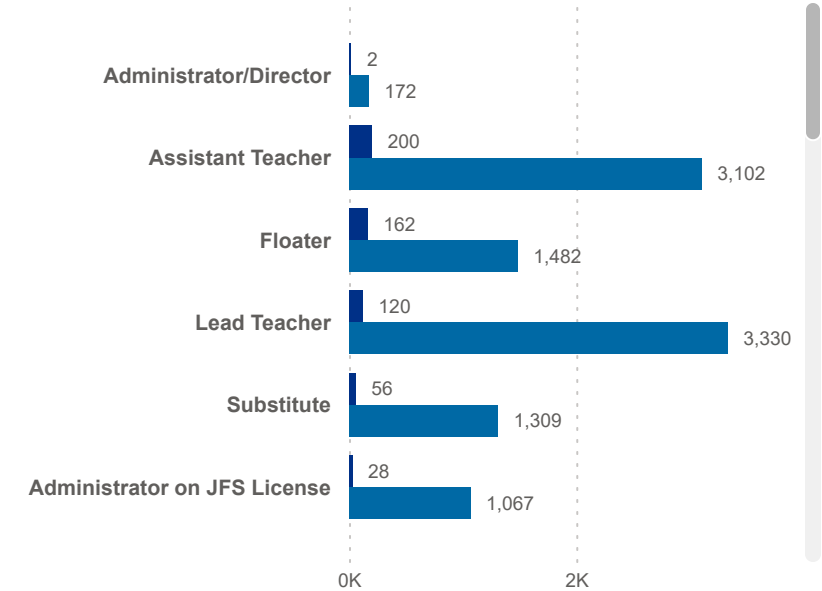
13.38

14.81

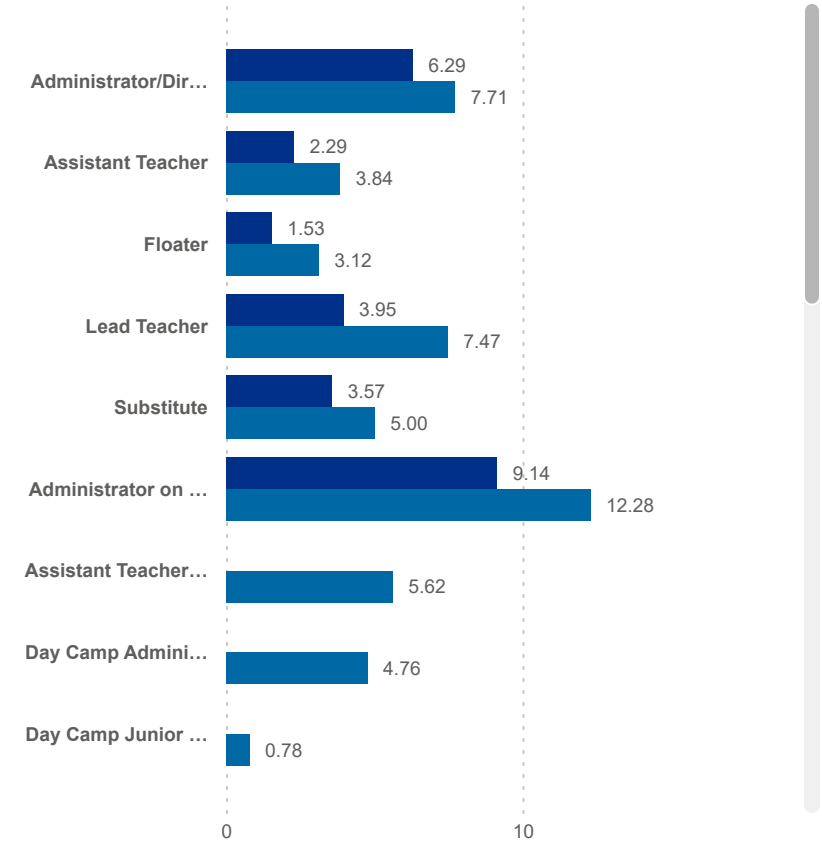
Leaver % Stayer %



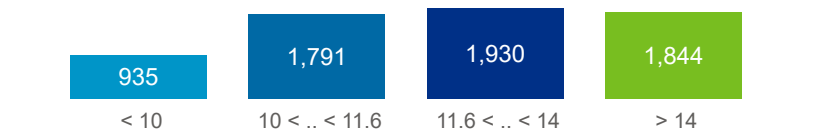
Leaver Stayer



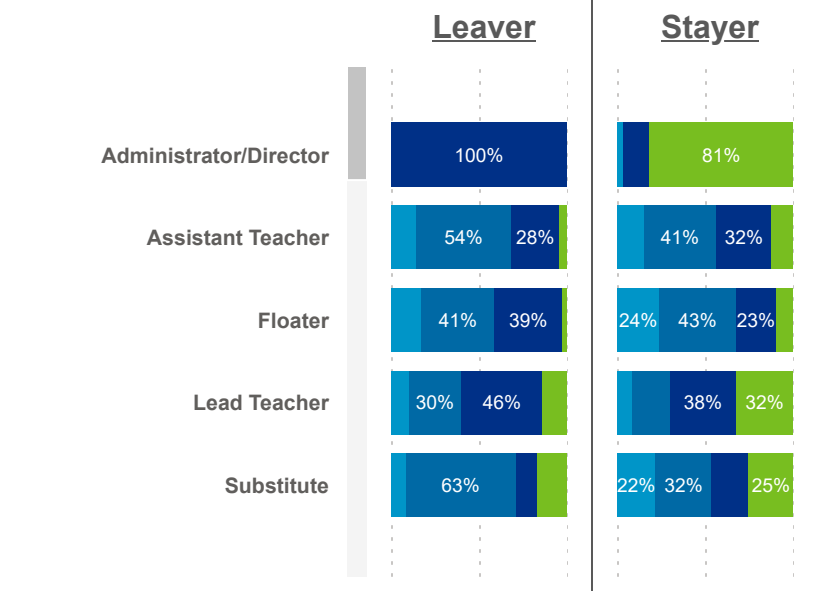
Worker Status: Leaver Stayer



Wage Bands: < 10 10 < .. < 11.6 11.6 < .. < 14 > 14



Wage Bands: < 10 10 < .. < 11.6 11.6 < .. < 14 > 14





Program Type: Multiple selections Position Type: All Beale Code: All Publicly Funded: All Job Title: All

Date: 202401 202403 SDA>County: SDA 4 Star Rating: All Total Duration: 0.00 50.00 Center Type: Multiple select... Education: All

NUMBER OF WORKERS

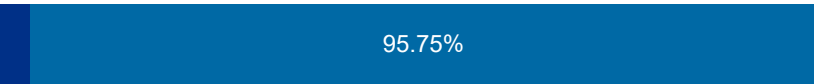
LEAVER

4.25%

STAYER

95.75%

Leaver % Stayer %



AVG ECE DURATION (In Years)

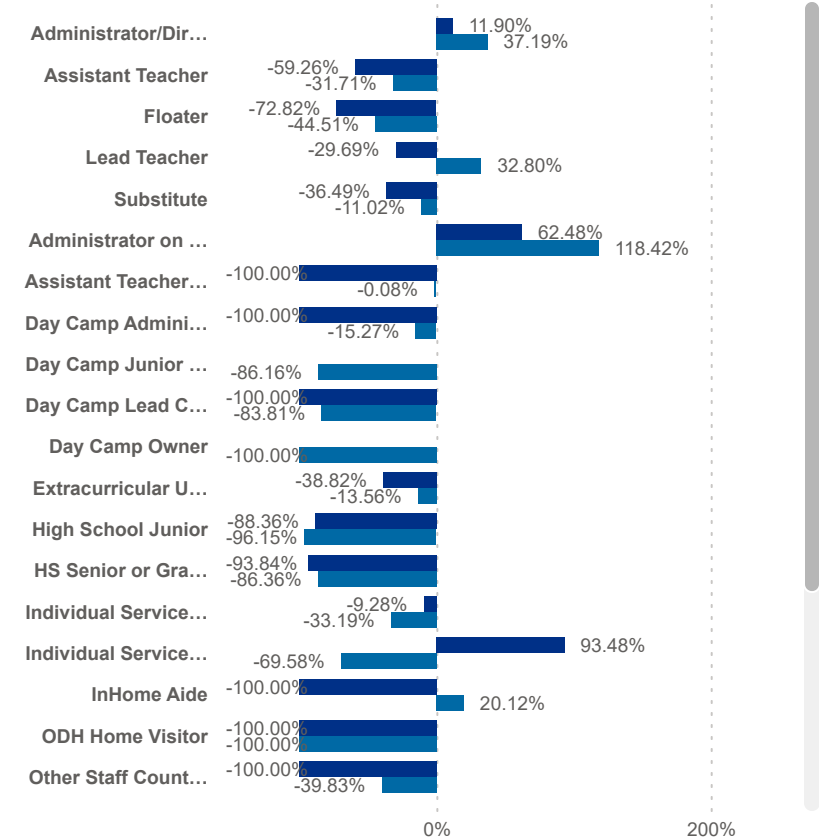
LEAVER

3.21

STAYER

5.69

Worker Status: Leaver Stayer



HOURLY WAGE BANDS (USD)

LEAVER (Hourly Wage MED)

13.38

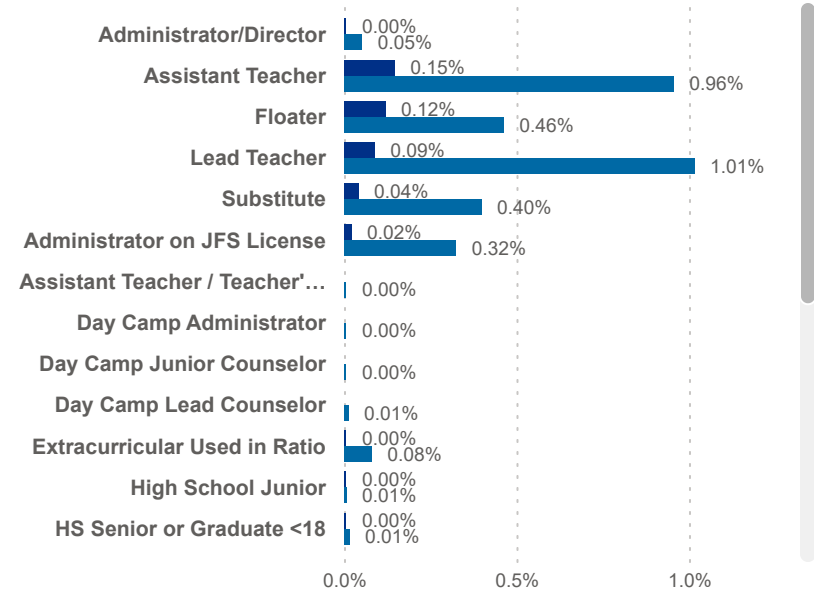
STAYER (Hourly Wage MED)

14.81

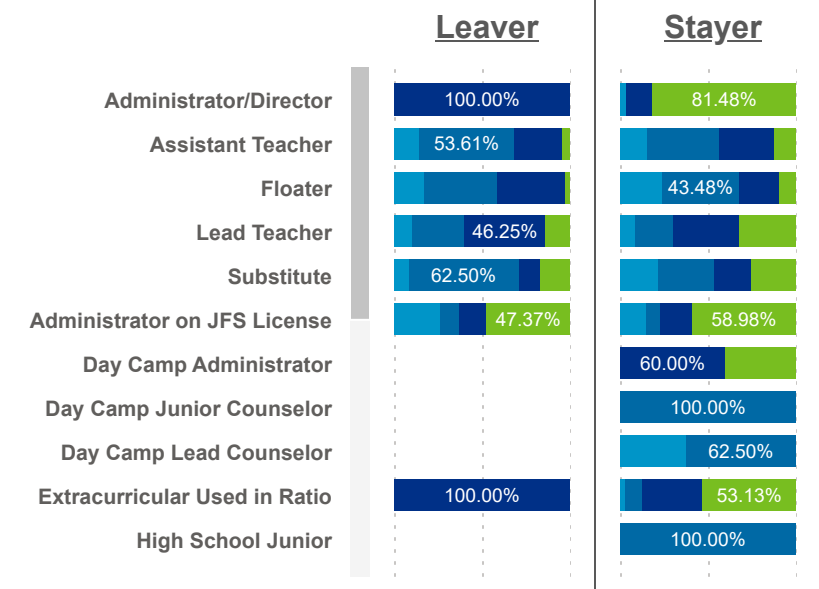
Wage Bands: < 10 10 < .. < 11.6 11.6 < .. < 14 > 14



Worker Status: Leaver Stayer



Wage Bands: < 10 10 < .. < 11.6 11.6 < .. < 14 > 14





Program Type: Multiple selections Position Type: All Beale Code: All Publicly Funded: All Job Title: All

Date: 202401 202403 SDA>County: SDA 4 Star Rating: All Total Duration: 0.00 50.00 Center Type: Multiple select... Education: All

LEAVER (Avg Career Duration)

4.00

STAYER (Avg Career Duration)

9.35

TOTAL STAYER

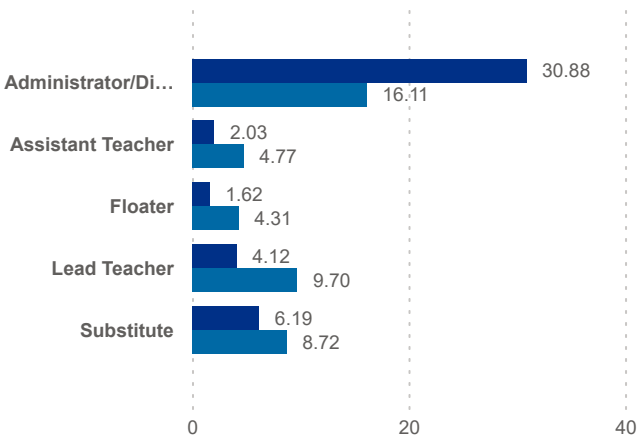
14,278

STAYER (Promotion)

60

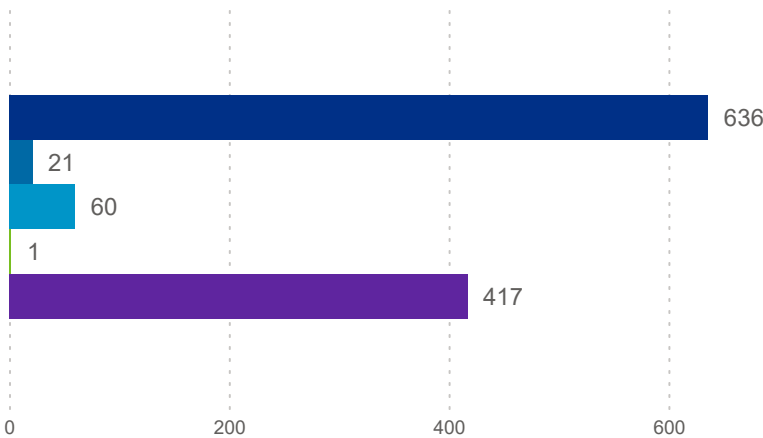
Avg Career Duration by Job Title

Worker Status: Leaver Stayer



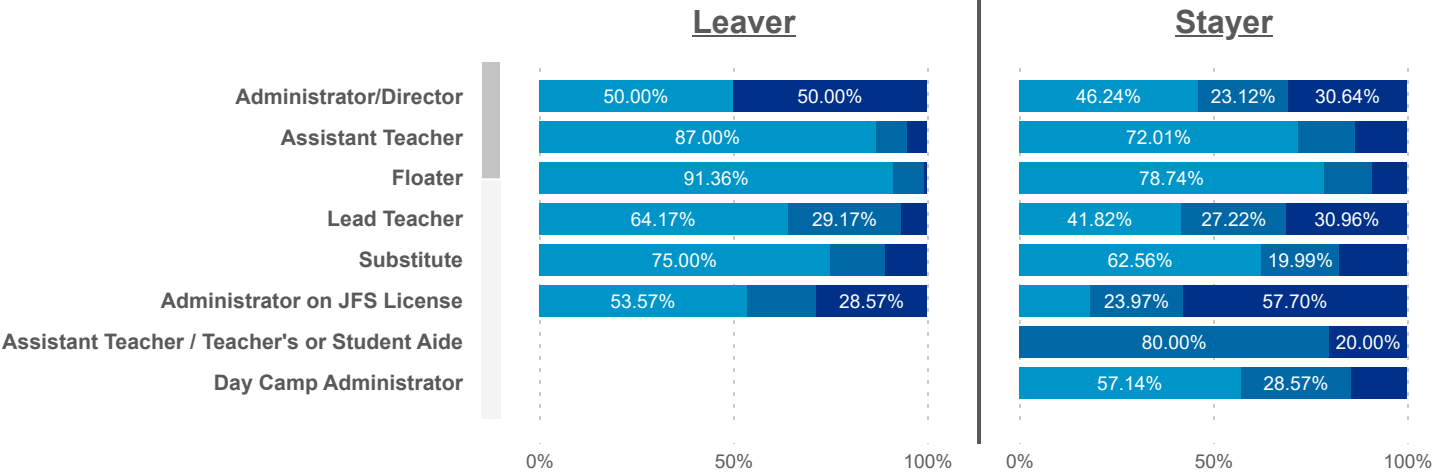
Turnover Reasons

Churn Internal Promotion Seasonal Transfer



County	Job Title	Longest Serving Profile	\$ / hr	Seniority	Workload	Star Rating
Mahoning	Administrator/Director	2.09		Early	6.83	4.79
Medina	Administrator/Director	2.33		Early	10.33	5.00
Portage	Administrator/Director	1.39		Early	5.78	5.00
Stark	Administrator/Director	1.94		Early	9.68	5.00
Summit	Administrator/Director	1.77		Early	7.53	5.00
Trumbull	Administrator/Director	1.18		Early	8.67	4.86
Stark	Administrator/Director	1.08	14.00	Early	9.68	
Stark	Administrator/Director	1.68	17.00	Early	30.25	
Stark	Administrator/Director	3.50	20.00	Early	24.67	4.00
Trumbull	Administrator/Director	2.13	20.00	Early	1.91	
Stark	Administrator/Director	3.33	23.00	Early	51.00	
Medina	Administrator/Director	0.38	25.00	Early	17.00	5.00

Seniority: Early Mid Senior





Program Type: Multiple selections Position Type: All Beale Code: All Publicly Funded: All Job Title: All

Date: 202401 202403 SDA>County: SDA 4 Star Rating: All Total Duration: 0.00 50.00 Center Type: Multiple select... Education: All

LEAVER (Avg Career Duration)

4.00

STAYER (Avg Career Duration)

9.35

TOTAL STAYER

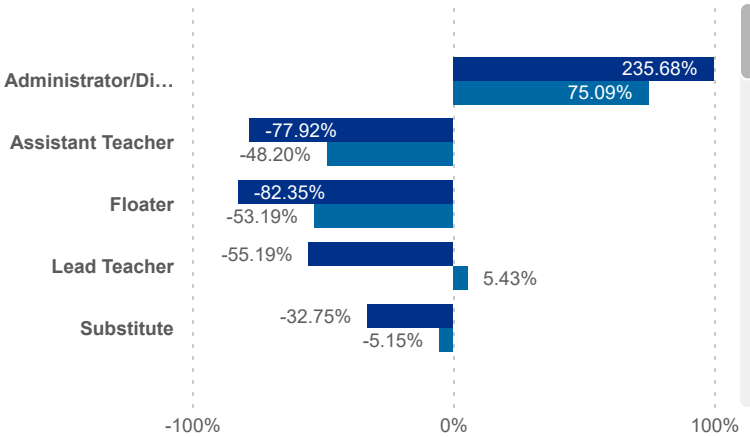
14,278

STAYER (Promotion)

60

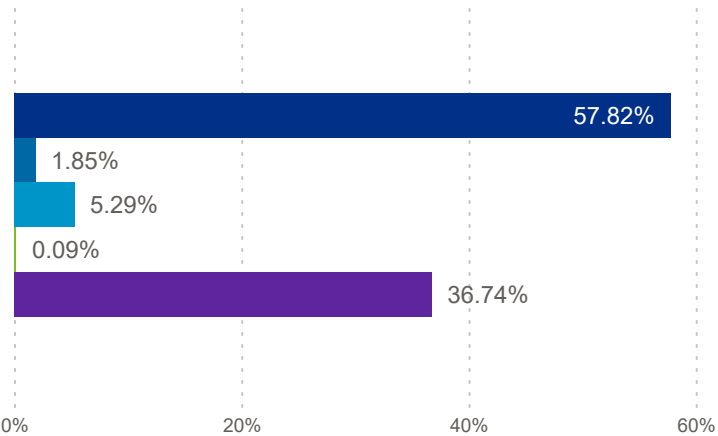
Avg Career Duration by Job Title vs Mean

Worker Status: Leaver Stayer



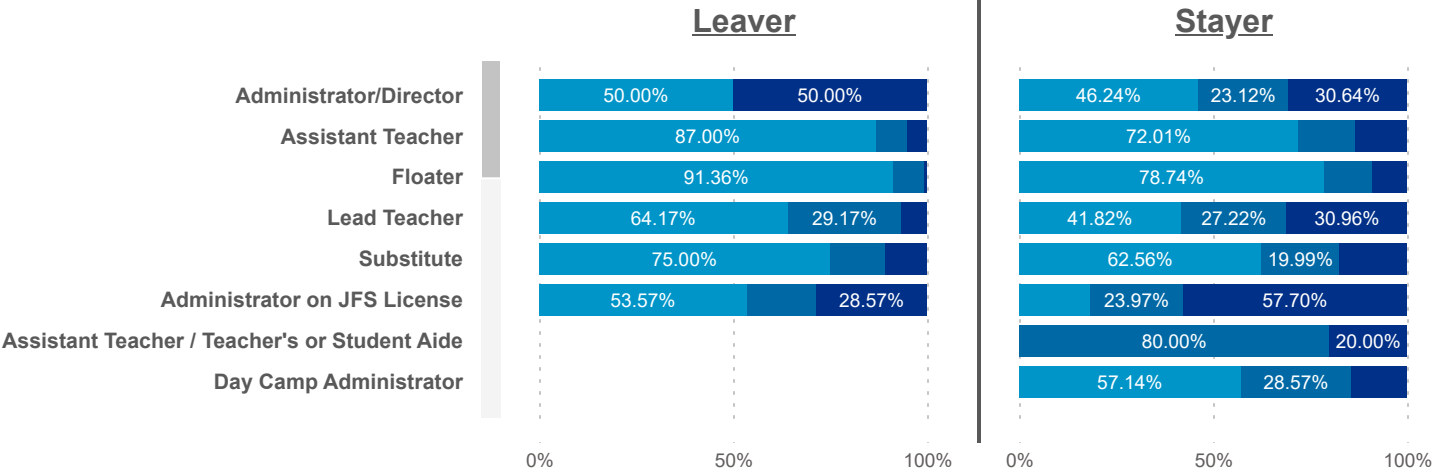
Turnover Reasons

Churn Internal Promotion Seasonal Transfer



County	Job Title	Longest Serving Profile	\$ / hr	Seniority	Workload	Star Rating
Stark	Other Staff Counted In Ratio	0.00	13.54	Early	18.50	4.00
Trumbull	Assistant Teacher	0.01	16.63	Early	5.27	5.00
Trumbull	Driver	0.01	20.00	Early	5.27	5.00
Trumbull	Extracurricular Not Used in Ratio	0.01	23.23	Senior	5.27	5.00
Mahoning	Floater	0.02	11.15	Early	5.08	5.00
Trumbull	Cook	0.02	16.33	Early	5.27	5.00
Stark	Floater	0.03	10.75	Early	12.25	1.00
Stark	Floater	0.03	13.51	Early	4.44	5.00
Stark	Lead Teacher	0.03	13.36	Early	2.90	5.00
Summit	Individual Service Provider Not Used in Ratio	0.03	13.00	Early	7.95	
Stark	Program Management Used in Ratio	0.03	14.50	Mid	4.69	5.00

Seniority: Early Mid Senior





Program Type: Multiple selections    Position Type: All    Beale Code: All    Publicly Funded: All    Job Title: All

Date: 202401    202403    SDA>County: SDA 4    Star Rating: All    Total Duration: 0.00    50.00    Center Type: Multiple select...    Education: All

PAY MEDIAN (USD)

PAY PROGRESSION (USD)

PAY & CAREER SENIORITY (USD)

LEAVER

STAYER

13.38

14.81

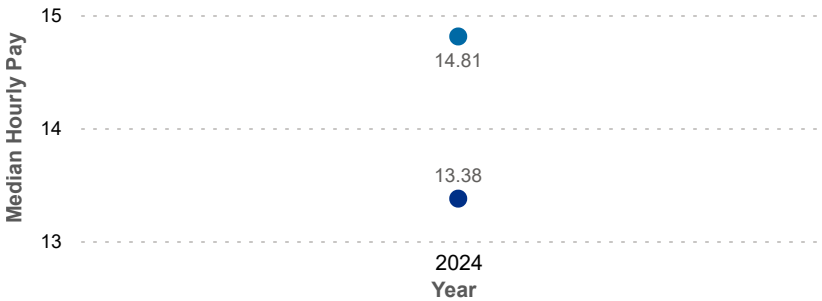
LEAVER

STAYER

0.68

0.62

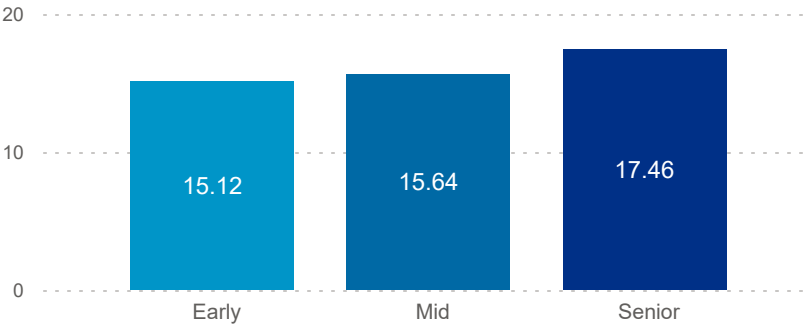
Worker Status: ● Leaver ● Stayer



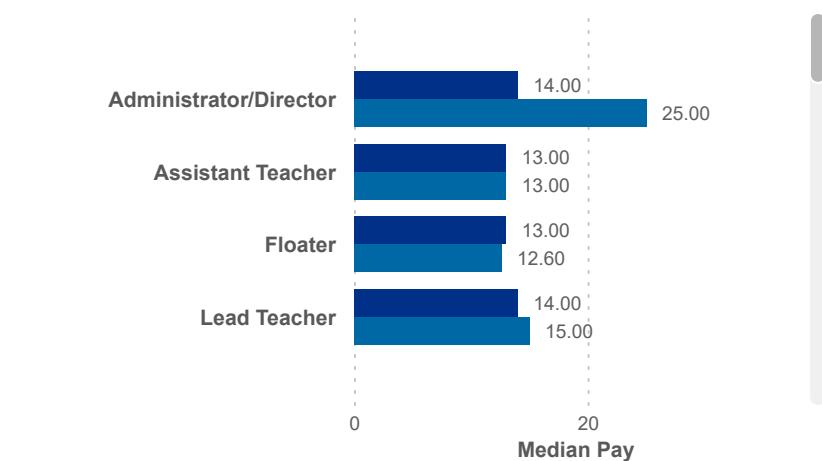
Worker Status: ● Leaver ● Stayer



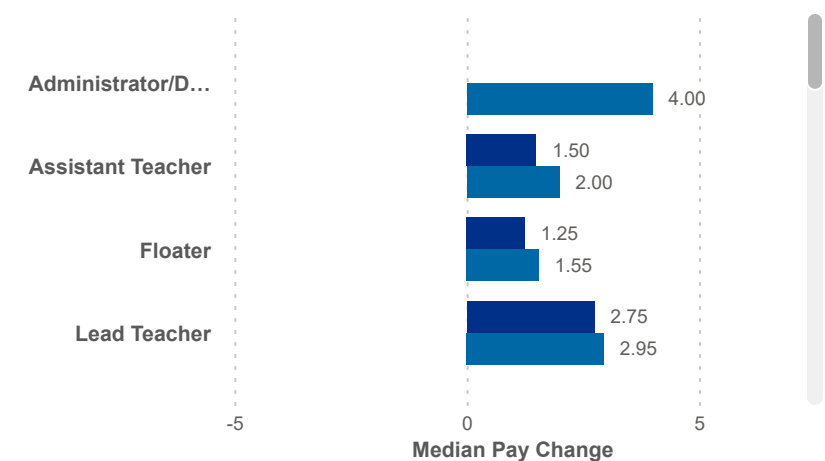
Seniority: ● Early ● Mid ● Senior



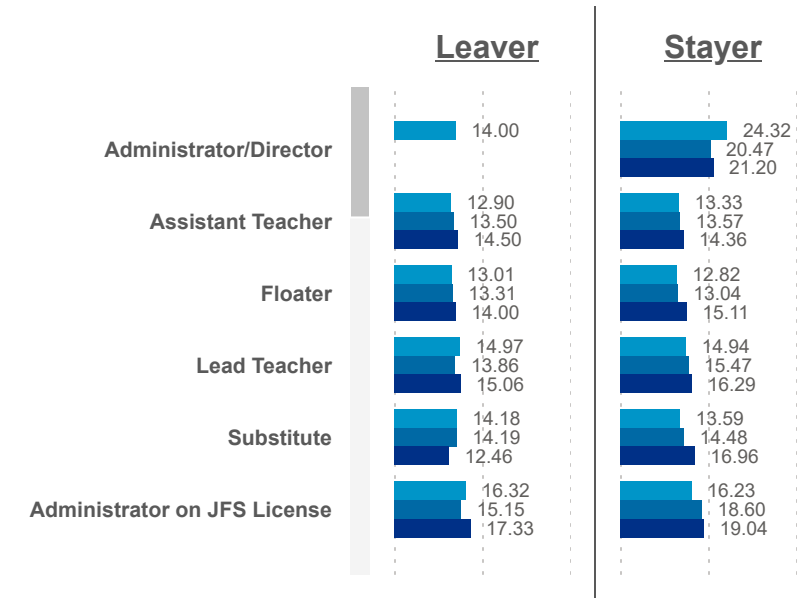
Worker Status: ● Leaver ● Stayer



Worker Status: ● Leaver ● Stayer



Seniority: ● Early ● Mid ● Senior







Program Type: 

Multiple selections

Position Type: 

All

Beale Code: 

All

Publicly Funded: 

All

Job Title: 

All

Date: 

202401

202403

 SDA>County: 

SDA 4

Star Rating: 

All

Total Duration: 

0.00

50.00

Center Type: 

Multiple select...

Education: 

All

PAY MEDIAN (USD)

PAY PROGRESSION (USD)

PAY & CAREER SENIORITY (USD)

LEAVER

STAYER

13.38

14.81

LEAVER

STAYER

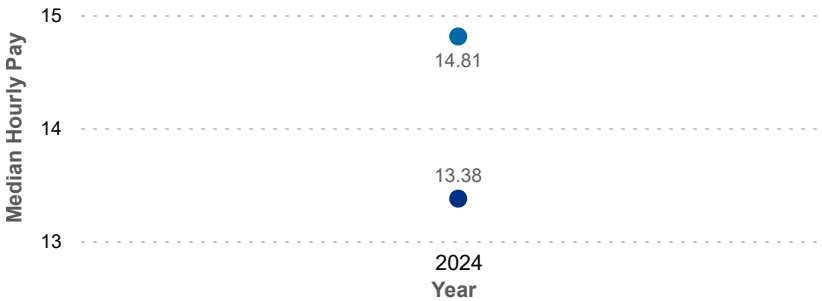
0.68

0.62

Worker Status: 

Leaver

Stayer



Worker Status: 

Leaver

Stayer

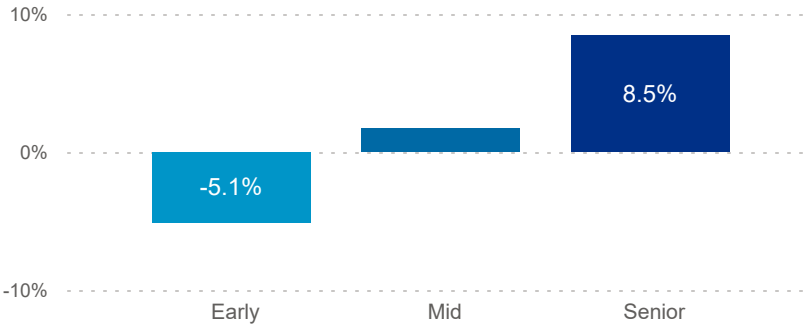


Seniority: 

Early

Mid

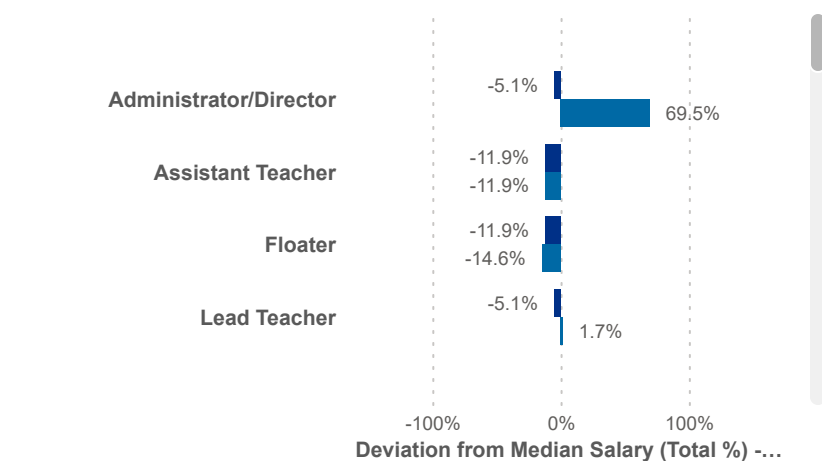
Senior



Worker Status: 

Leaver

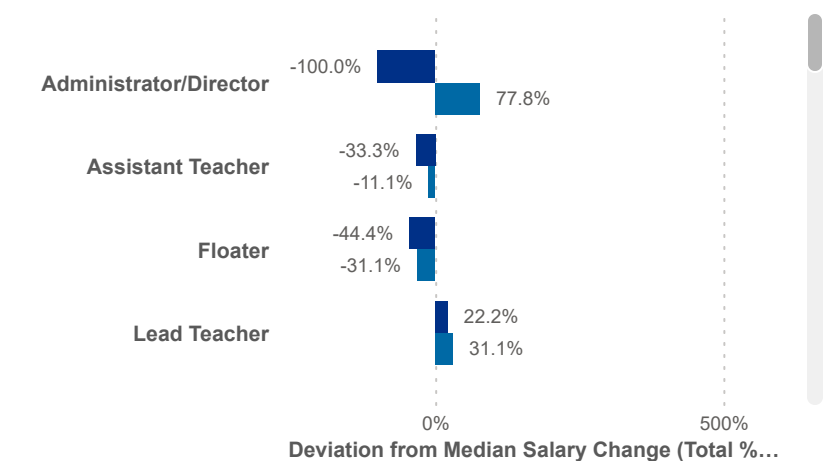
Stayer



Worker Status: 

Leaver

Stayer

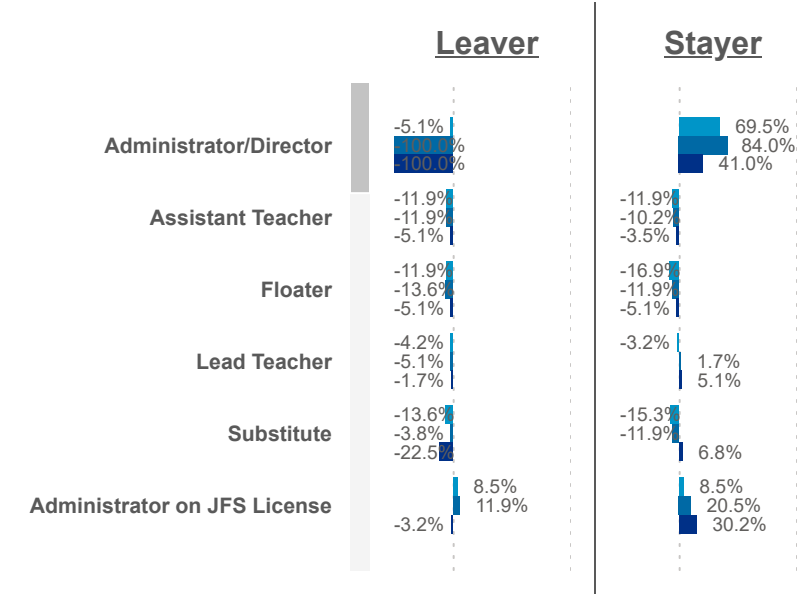


Seniority: 

Early

Mid

Senior





Program Type:  Position Type:  Beale Code:  Publicly Funded:  Job Title:

Date:   SDA>County:  Star Rating:  Total Duration:   Center Type:  Education:

Workload Median (Total)

5.29

Workload Median (Leaver)

5.43

Workload Median (Stayer)

5.27

Star Rating Mean (Total)

3.91

Star Rating Mean (Leaver)

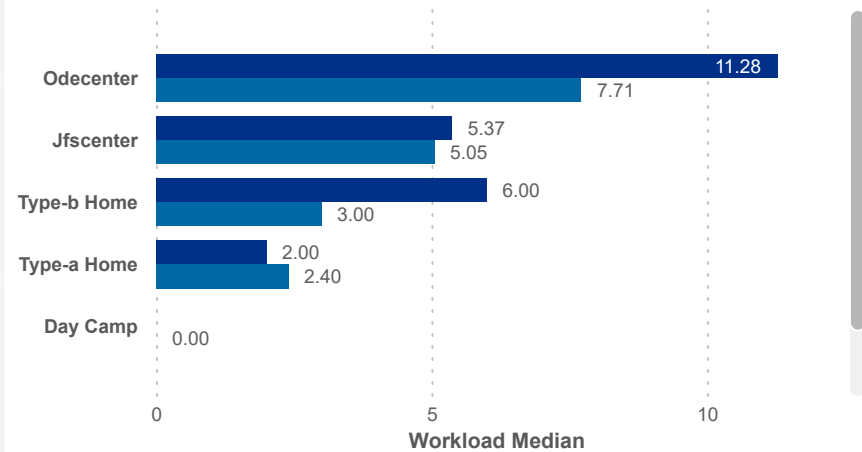
3.67

Star Rating Mean (Stayer)

3.91

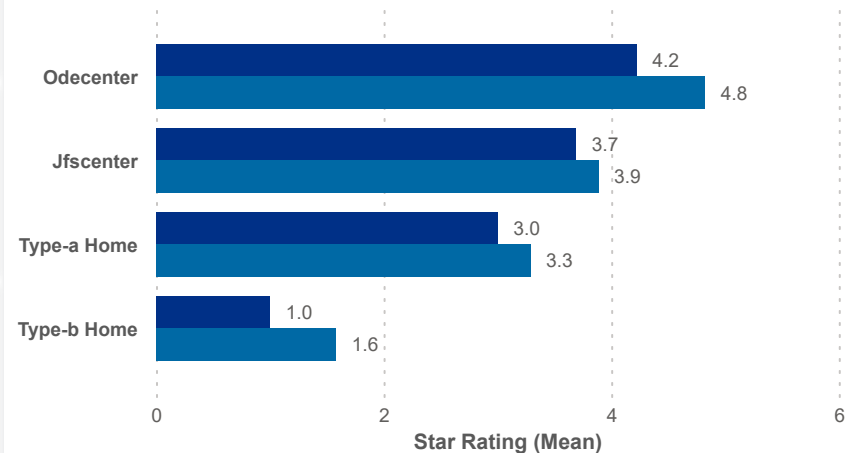
Workload Median

Worker status ● Leaver ● Stayer



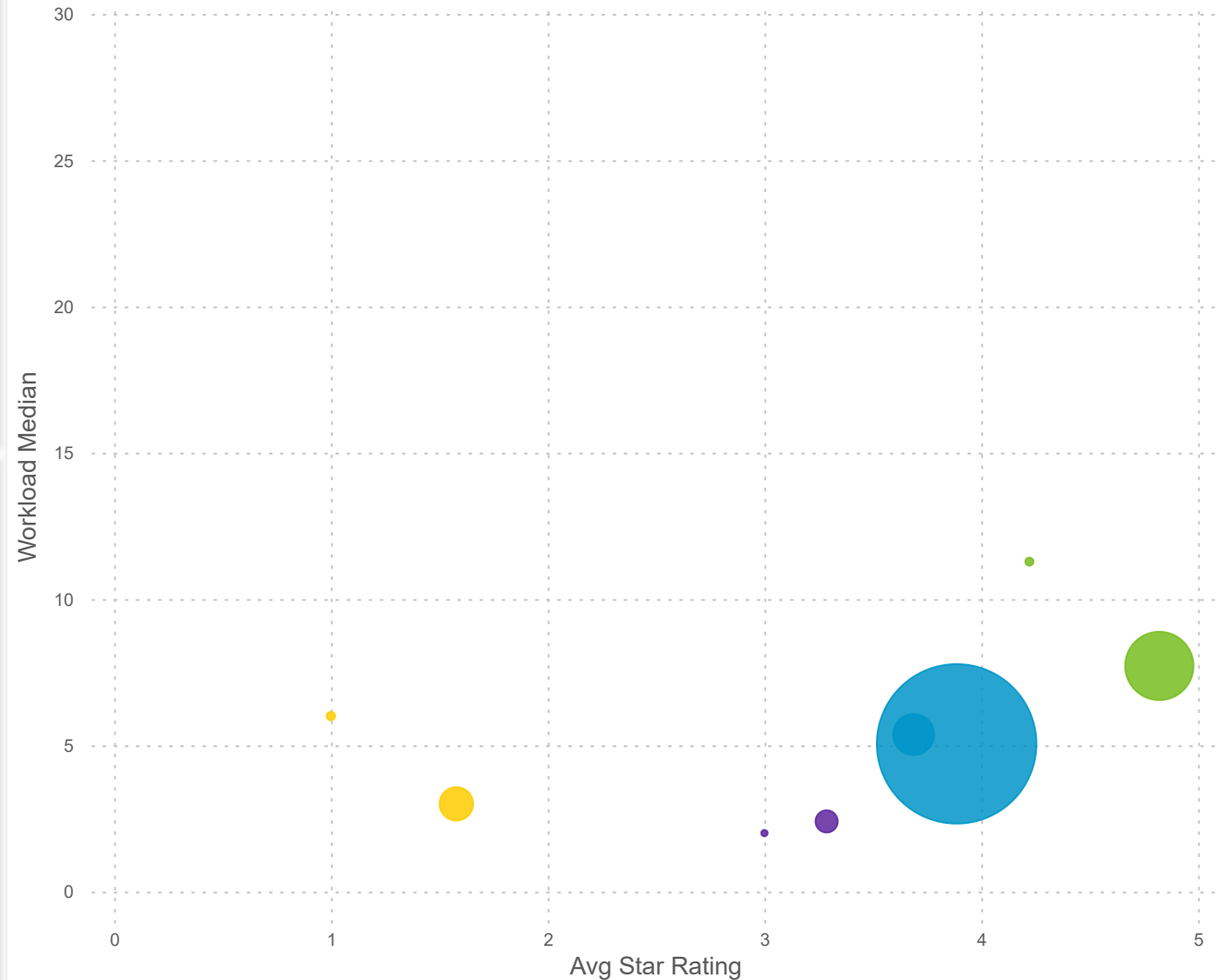
Star Rating Mean

Worker status ● Leaver ● Stayer



Star Rating Mean, Workload Median, and Number of Users by Worker Status and Center Type

Center Type: ● Day Camp ● Inhome Aide ● Jfscenter ● Odecenter ● Type-a Home ● Type-b Home





Program Type:  Position Type:  Beale Code:  Publicly Funded:  Job Title:

Date:   SDA>County:  Star Rating:  Total Duration:   Center Type:  Education:

Workload Median (Total)

5.29

Workload Median (Leaver)

5.43

Workload Median (Stayer)

5.27

Star Rating Mean (Total)

3.91

Star Rating Mean (Leaver)

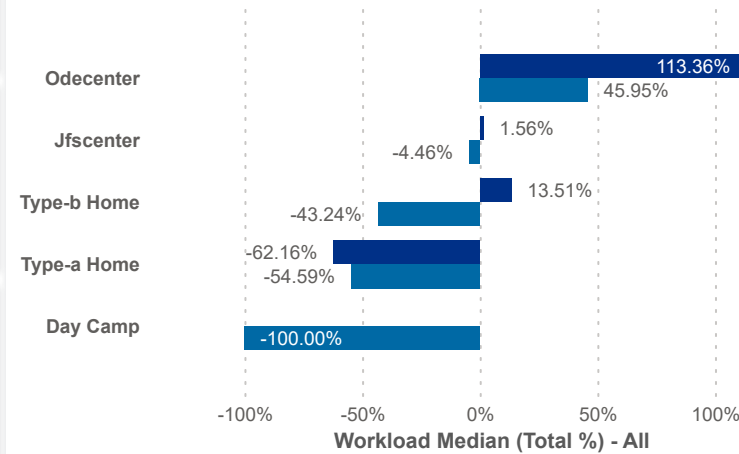
3.67

Star Rating Mean (Stayer)

3.91

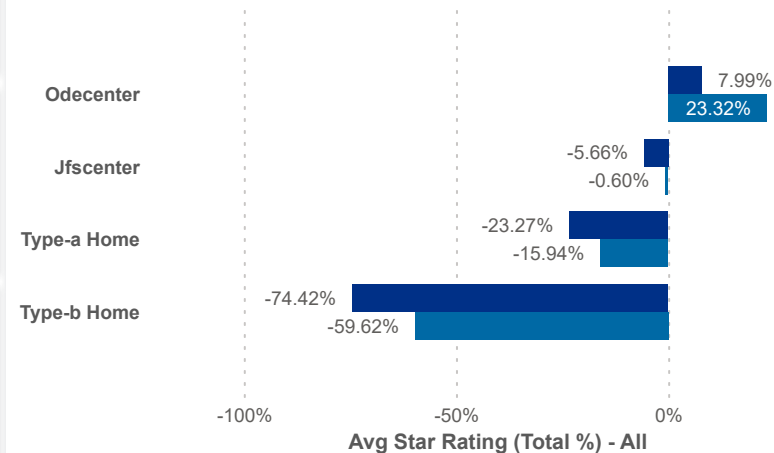
Workload Median (Total %)

Worker status ● Leaver ● Stayer



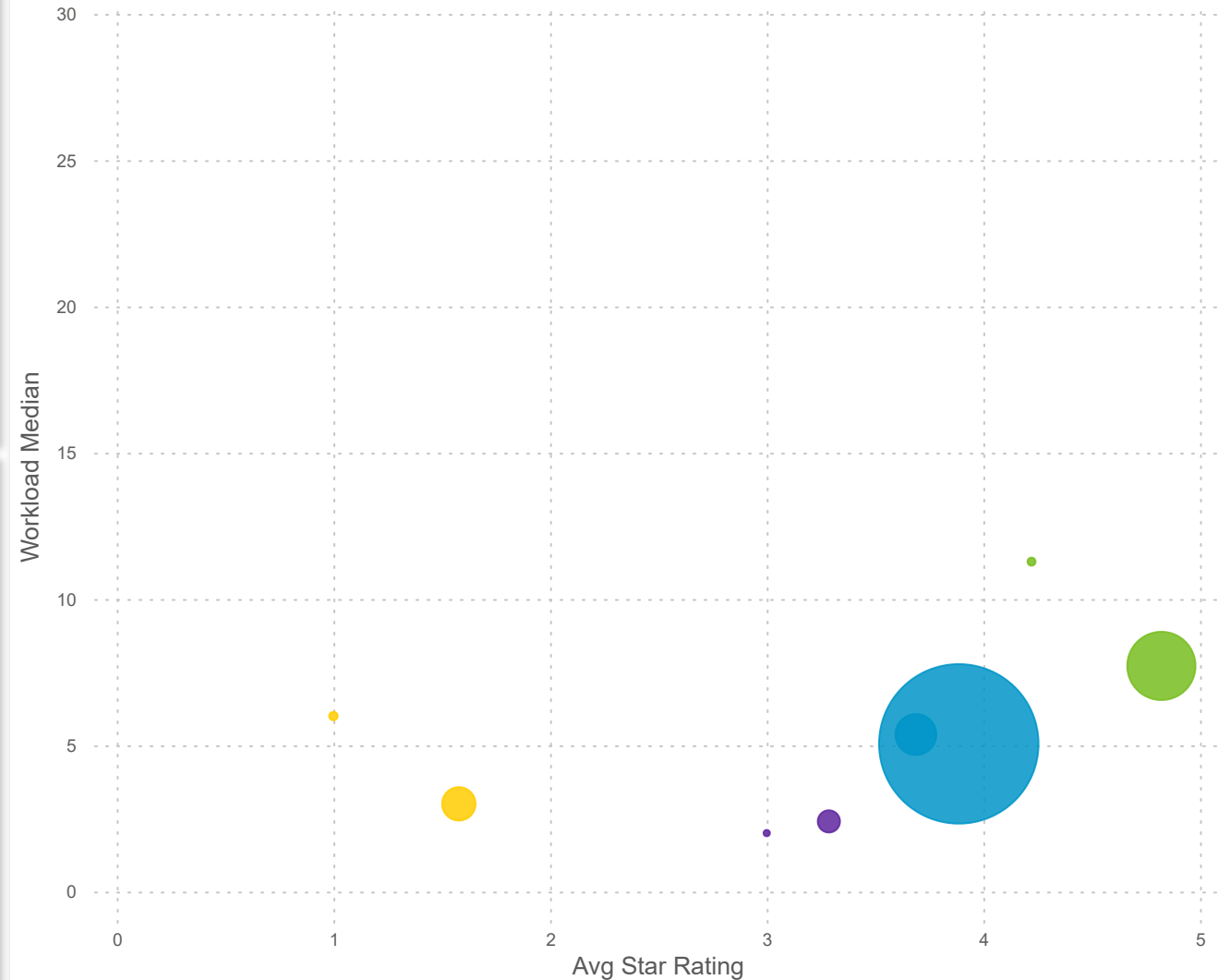
Star Rating Mean (Total %)

Worker status ● Leaver ● Stayer



Star Rating Mean, Workload Median, and Number of Users by Worker Status and Center Type

Center Type: ● Day Camp ● Inhome Aide ● Jfscenter ● Odecenter ● Type-a Home ● Type-b Home





Program Type: 

Multiple selections

Position Type: 

All

Beale Code: 

All

Publicly Funded: 

All

Job Title: 

All

Date: 

202401

202403

 SDA>County: 

SDA 4

 Star Rating: 

All

 Total Duration: 

0.00

50.00

 Center Type: 

Multiple select...

 Education: 

All

PAY MEAN (USD)

LEAVER

14.15

STAYER

15.97

COMBINED

15.94

Worker ... ● Leaver ● Stayer

Job Title	Leaver Mean Pay	Stayer Mean Pay
Substitute	13.89	14.66
Program Management...	17.85	19.40
Program Management...	22.92	22.86
Owner	30.75	19.13
Other Staff Not Co...	22.34	22.34
Other Staff Counte...	17.95	17.95
Lead Teacher	14.61	15.58
Individual Service ...	22.50	27.23
Individual Service ...	16.95	20.68

Job Title	Mean Pay
Substitute	14.65
Program Management...	19.38
Program Management...	22.86
Owner	19.20
Other Staff Not Co...	22.34
Other Staff Counte...	17.95
Lead Teacher	15.56
Individual Service ...	27.22
Individual Service ...	20.62
HS Senior or Grad...	11.11

Salary Mean by Year and Worker Status

Worker status ● Leaver ● Stayer

Year	Leaver Mean Hourly Pay	Stayer Mean Hourly Pay
2024	14.15	15.97

Combined Salary Mean by Year and Worker Status

Year	Combined Mean Hourly Pay
2024	15.94

Powered by NEW SYSTEMS ETHIC | NSE Collective Analytics

DATA & REVIEW DRAFT 3/31/2024

Page 12 of 12

Date:202401202403

Program Type:Multiple select...▼

Job Title:All▼

Teacher Age Group:All▼

Education:All▼

Retention Support (Comp.):All▼

Position Type:All▼

Credential:All▼

Retention Support (Part.):All▼

SDA>County:SDA 4▼

Star Rating:All▼

Legacy Star Rating:All▼

Total Duration:0.0050.00

Center Type:Multiple select...▼

Beale Code:All▼

Publicly Funded:All▼

Student Age Group:All▼

Adjusted Workers	Total Leaver	Total Stayer	Pay Median	Star Rating Mean (Total)	Avg Career Duration (Years)	Avg Job Duration (Years)	Workload Median (Total)	# of Workers 1Y From Retirement	# of Workers 2Y From Retirement
15K	1K	14K	14.75	3.91	8.35	3.38	5.29	1634	1812

